



US00D532416S

(12) **United States Design Patent**  
**Lee et al.**

(10) **Patent No.:** **US D532,416 S**  
(45) **Date of Patent:** **\*\* Nov. 21, 2006**

(54) **INTERACTIVE DISPLAY CENTER**

(75) Inventors: **Thomas R. Lee**, Mission Viejo, CA  
(US); **Joseph Thomas Richardson**,  
Irvine, CA (US)

(73) Assignee: **Behr Process Corporation**, Santa Ana,  
CA (US)

(\*\*) Term: **14 Years**

(21) Appl. No.: **29/217,978**

(22) Filed: **Nov. 23, 2004**

(51) **LOC (8) Cl.** ..... **14-02**

(52) **U.S. Cl.** ..... **D14/307**

(58) **Field of Classification Search** ..... D14/302,  
D14/305-308, 310; D6/396, 397; D20/10;  
D21/371; D99/28; 186/37; 361/680-687;  
700/231, 235, 237; 235/381; 345/156; 109/19;  
40/618; 349/16

See application file for complete search history.

(56) **References Cited**

**U.S. PATENT DOCUMENTS**

- 2,722,179 A \* 11/1955 Belew ..... 109/19
- D303,256 S \* 9/1989 Staley ..... D14/307
- 5,038,506 A \* 8/1991 Liljeqvist et al. .... 40/618
- 5,625,562 A \* 4/1997 Veeneman et al. .... 700/235
- 5,652,421 A \* 7/1997 Veeneman et al. .... 235/381
- 5,825,436 A \* 10/1998 Knight ..... 349/16
- 6,331,858 B1 12/2001 Fisher

- D461,907 S \* 8/2002 Bain et al. .... D14/307
- 6,563,510 B1 5/2003 Rice et al.
- 6,600,476 B1 \* 7/2003 Mathis et al. .... 345/156
- 6,632,093 B1 10/2003 Rice et al.
- D481,882 S 11/2003 Richardson et al.
- D481,883 S 11/2003 Richardson et al.
- D481,884 S 11/2003 Richardson et al.
- D482,207 S 11/2003 Richardson et al.
- D488,001 S 4/2004 Richardson et al.
- D488,280 S \* 4/2004 Zerman et al. .... D99/28
- D488,318 S 4/2004 Richardson et al.
- D488,633 S 4/2004 Richardson et al.
- D493,045 S 7/2004 Richardson et al.
- D497,269 S 10/2004 Richardson et al.
- D497,495 S 10/2004 Richardson et al.
- 2005/0100210 A1 5/2005 Rice et al.

\* cited by examiner

*Primary Examiner*—Freda S. Nunn

(74) *Attorney, Agent, or Firm*—Greenberg Traurig LLP;  
Franklin D. Ubell

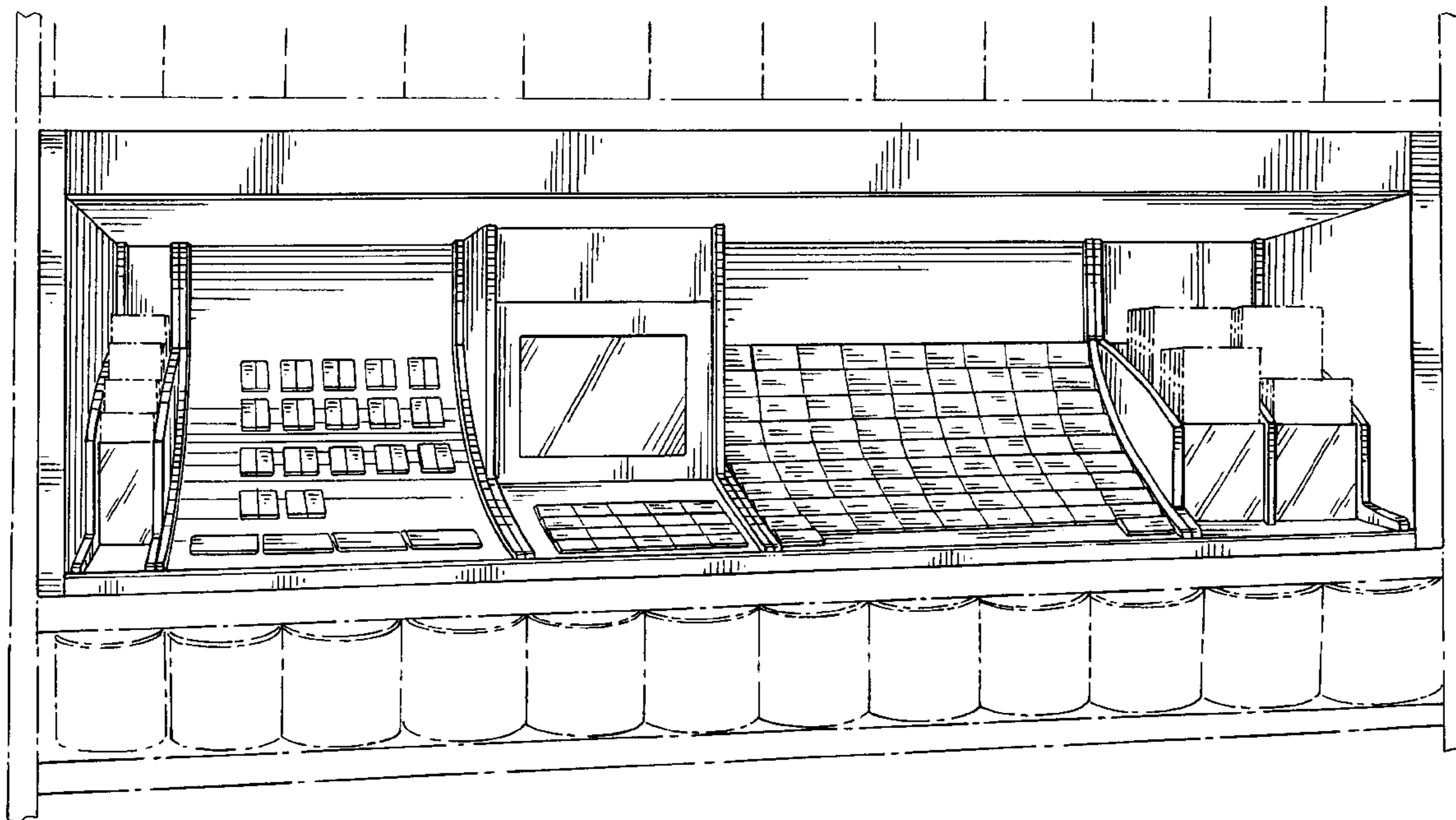
(57) **CLAIM**

We claim the ornamental design for an interactive display center, as shown and described.

**DESCRIPTION**

FIG. 1 is a front perspective of the interactive display center; and,  
FIG. 2 is a front view of the interactive display center. The broken lines shown in the drawings are for illustrative purposes only and form no part of the claimed design.

**1 Claim, 2 Drawing Sheets**



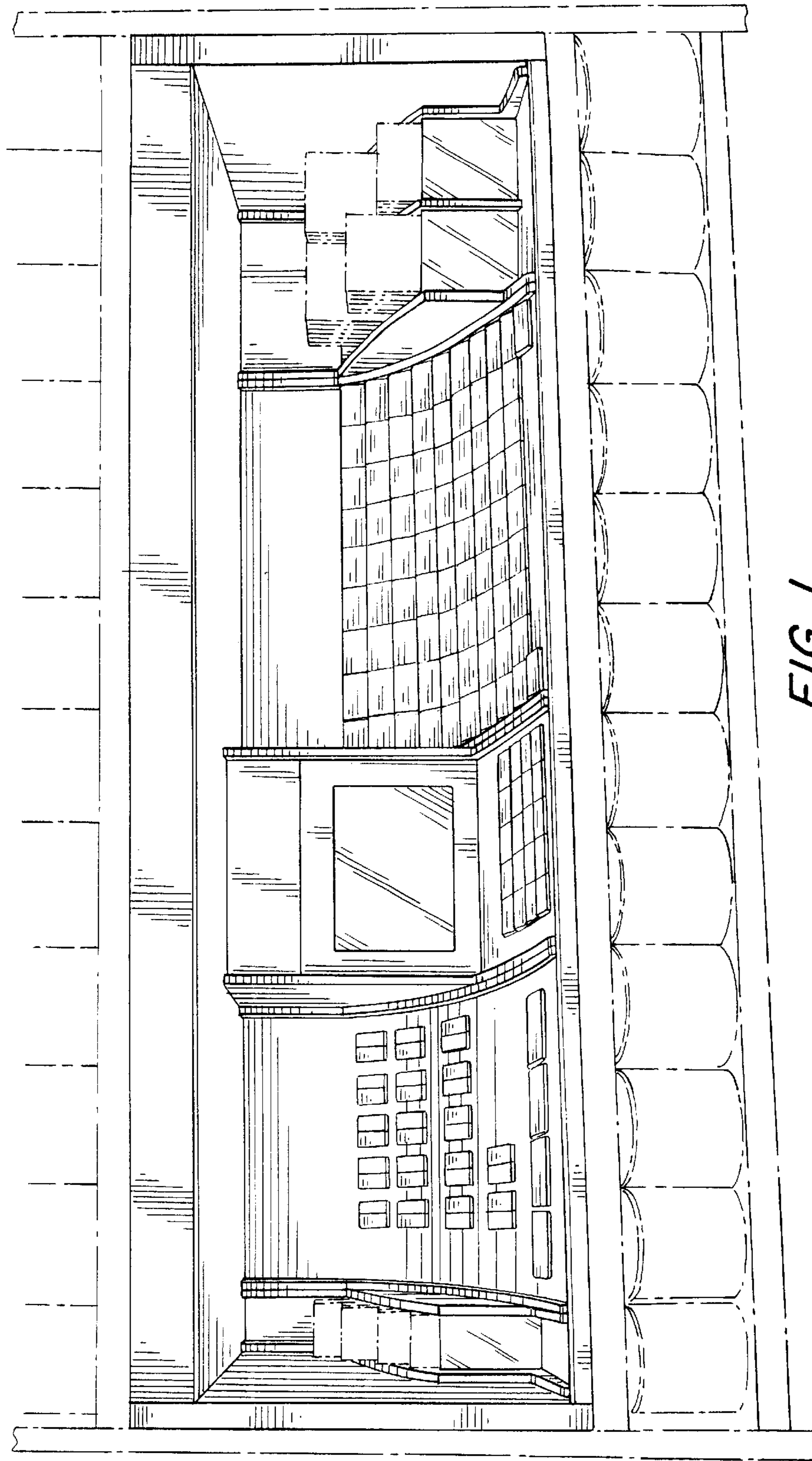


FIG. 1

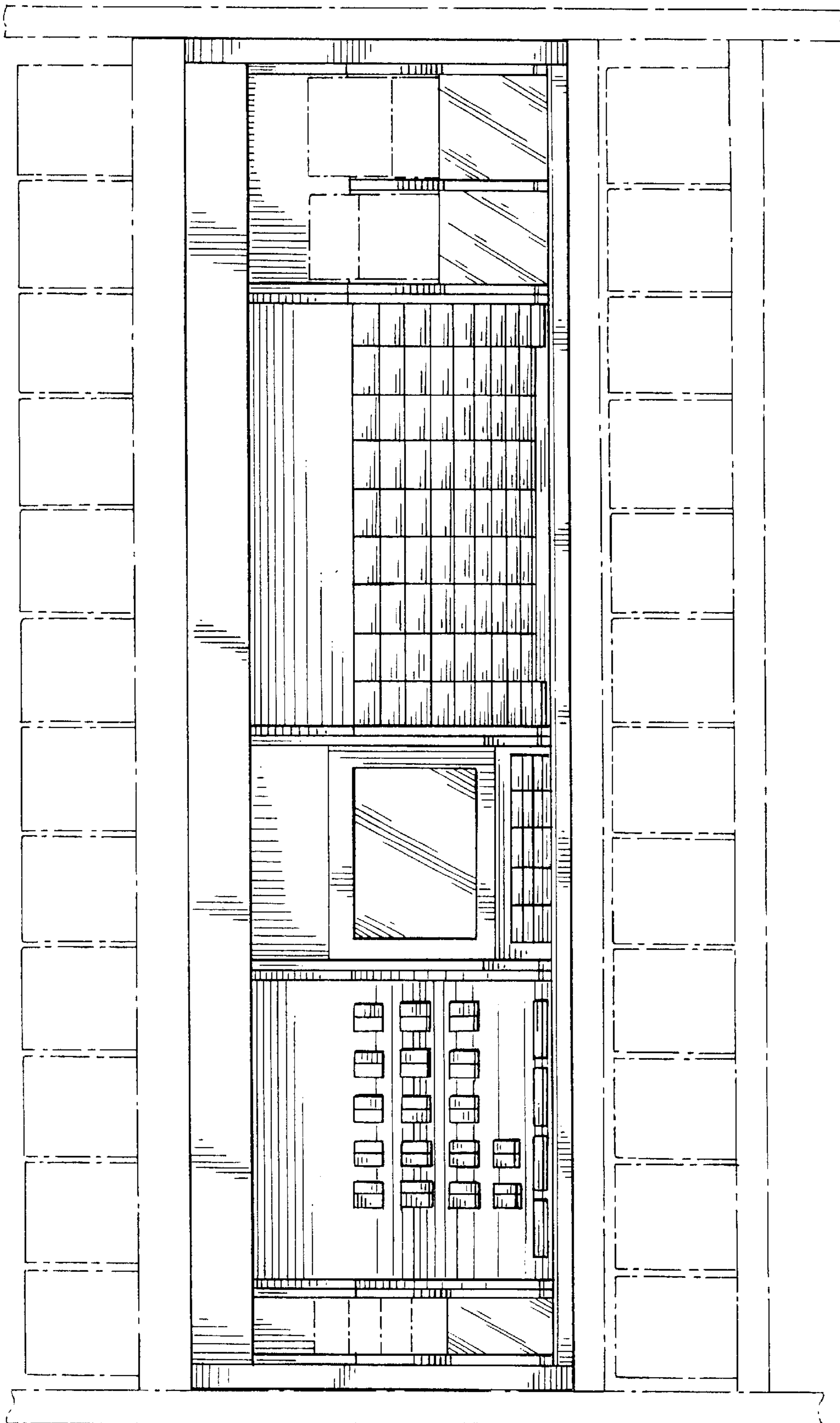


FIG. 2