



US00D532407S

(12) **United States Design Patent**
Motoishi

(10) **Patent No.:** **US D532,407 S**

(45) **Date of Patent:** **** Nov. 21, 2006**

(54) **HEADPHONE**

D484,485 S * 12/2003 Matsuoka D14/205
D484,868 S 1/2004 Suzuki

(75) Inventor: **Takuya Motoishi**, Tokyo (JP)

OTHER PUBLICATIONS

(73) Assignee: **Sony Corporation**, Tokyo (JP)

Webpage "MDR-IF540RK," www.yodobashi.com, 1 sheet
(Sep. 2004).

(**) Term: **14 Years**

Webpage "MDR-IF3000," www.yodobashi.com, 1 sheet
(Sep. 2004).

(21) Appl. No.: **29/216,540**

* cited by examiner

(22) Filed: **Nov. 5, 2004**

(51) **LOC (8) Cl.** **14-01**

Primary Examiner—Paula A. Greene

(52) **U.S. Cl.** **D14/205**

(74) *Attorney, Agent, or Firm*—Rader, Fishman & Grauer
PLLC

(58) **Field of Classification Search** D14/188,
D14/192, 205, 206, 223; 181/129, 130; 379/430,
379/431, 433; 381/370, 375, 376, 377, 378,
381/379, 380, 381

(57) **CLAIM**

See application file for complete search history.

The ornamental design for a headphone, as shown.

DESCRIPTION

(56) **References Cited**

FIG. 1 is a perspective view of a headphone showing my
new design;

U.S. PATENT DOCUMENTS

FIG. 2 is a front elevational view thereof;

4,689,822	A	*	8/1987	Houng	381/379
5,068,923	A	*	12/1991	Sjoqvist	2/209
D353,818	S	*	12/1994	Nakamura	D14/205
5,406,037	A	*	4/1995	Nageno et al.	181/129
D410,466	S	*	6/1999	Mouri	D14/205
D422,592	S	*	4/2000	Deguchi	D14/205
D457,512	S	*	5/2002	Yoneda	D14/205
D457,874	S	*	5/2002	Yoneda	D14/205

FIG. 3 is a rear elevational view thereof;

FIG. 4 is a left side elevational view thereof;

FIG. 5 is a right side elevational view thereof;

FIG. 6 is a top plan view thereof; and,

FIG. 7 is a bottom plan view thereof.

1 Claim, 4 Drawing Sheets



Fig.1



Fig.2

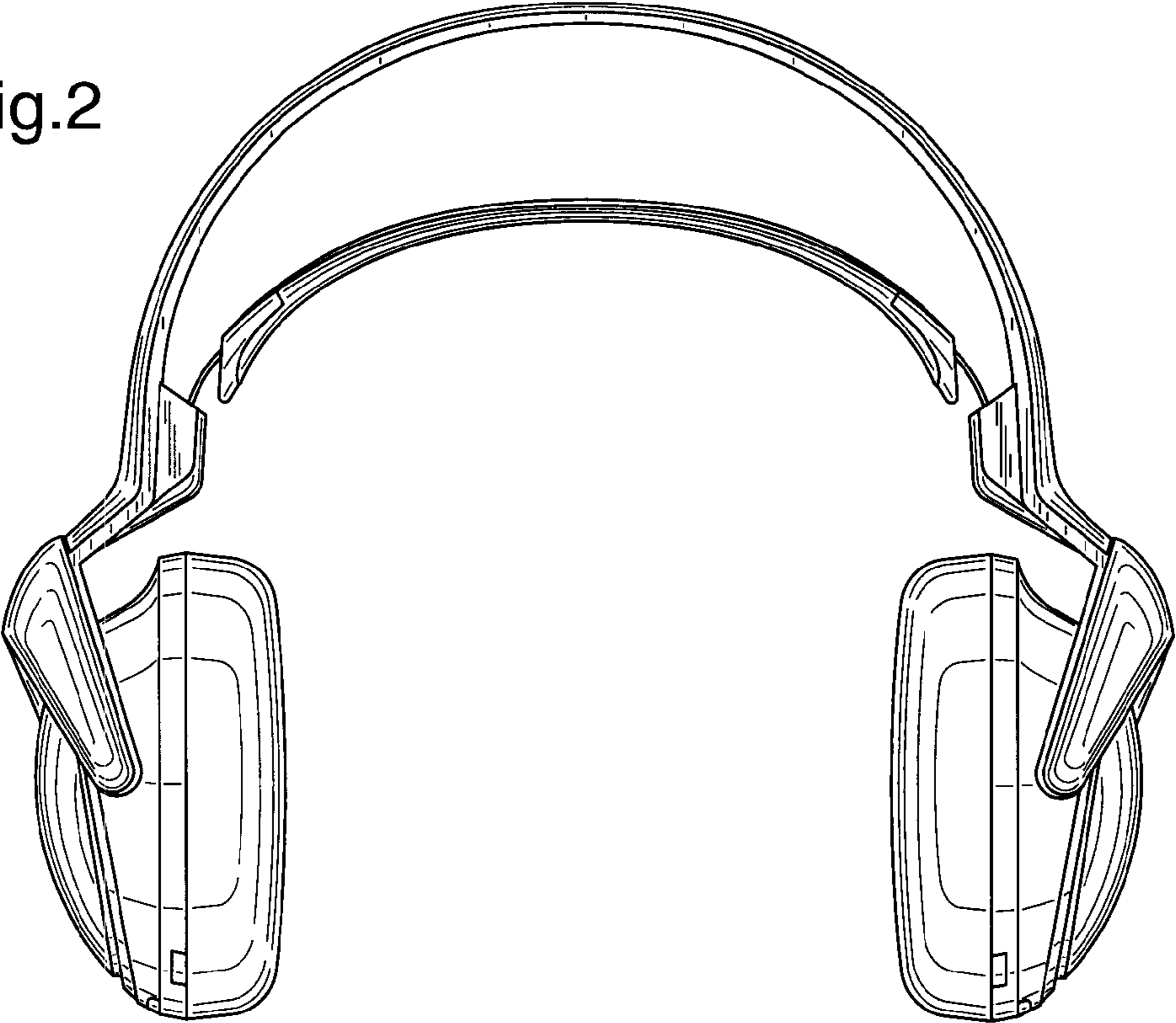


Fig.3

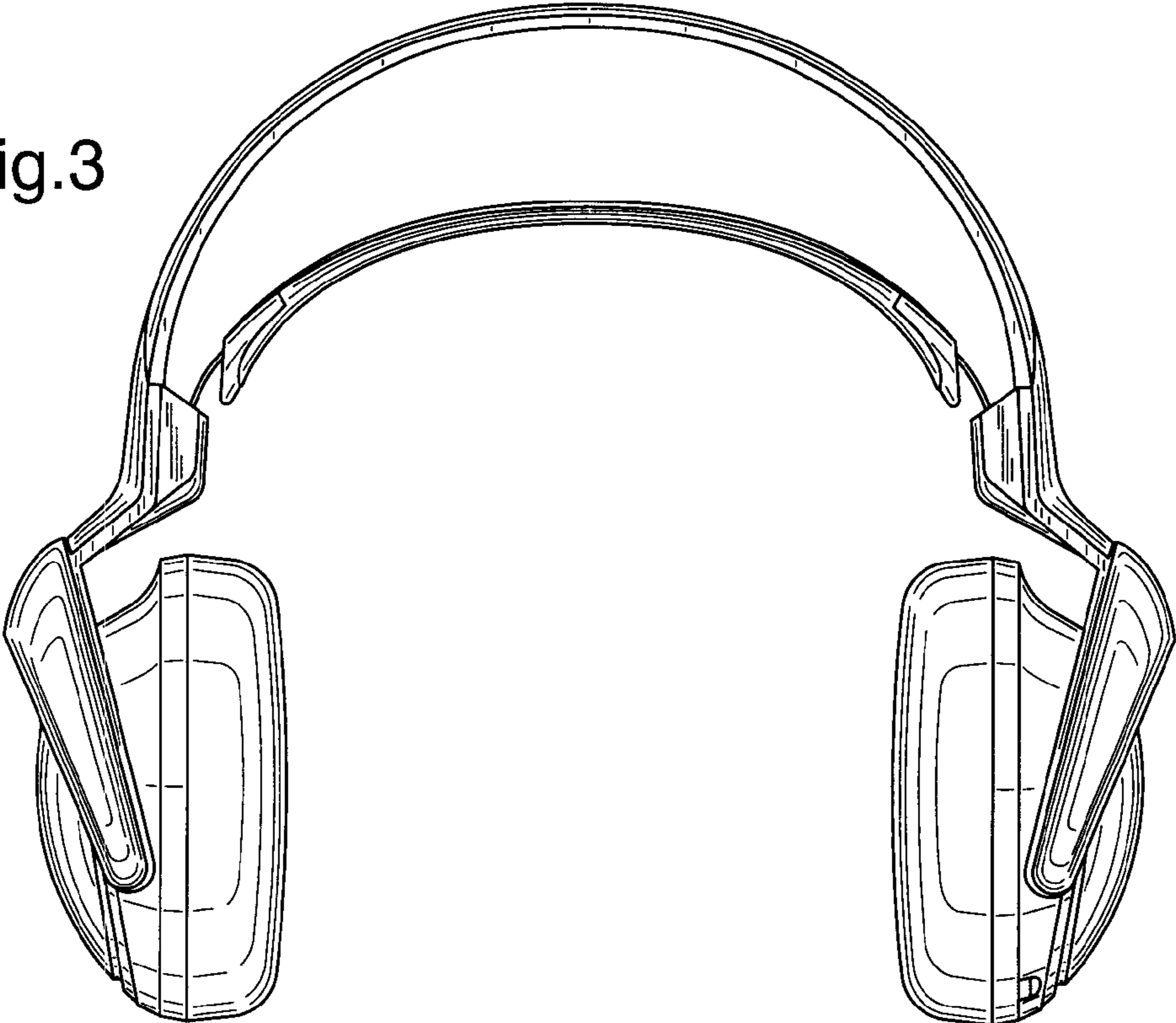


Fig.4

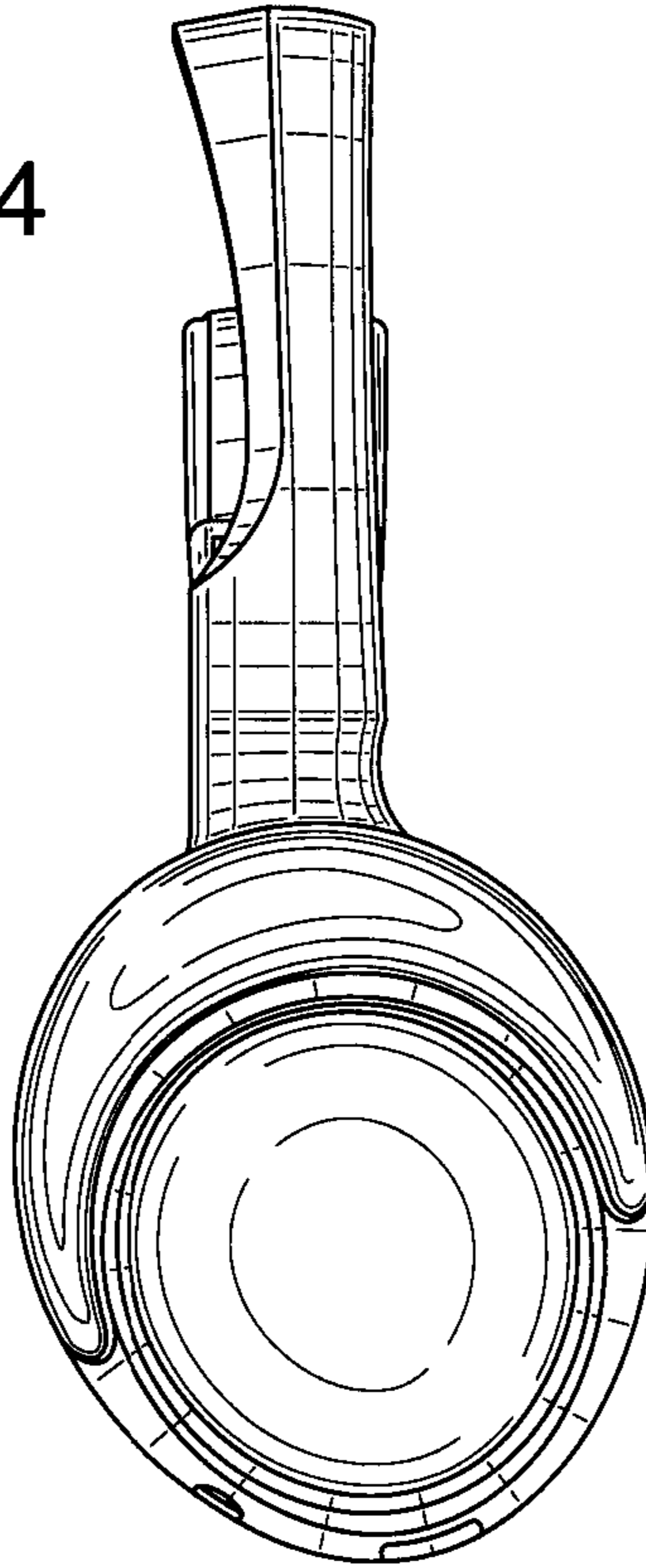


Fig.5

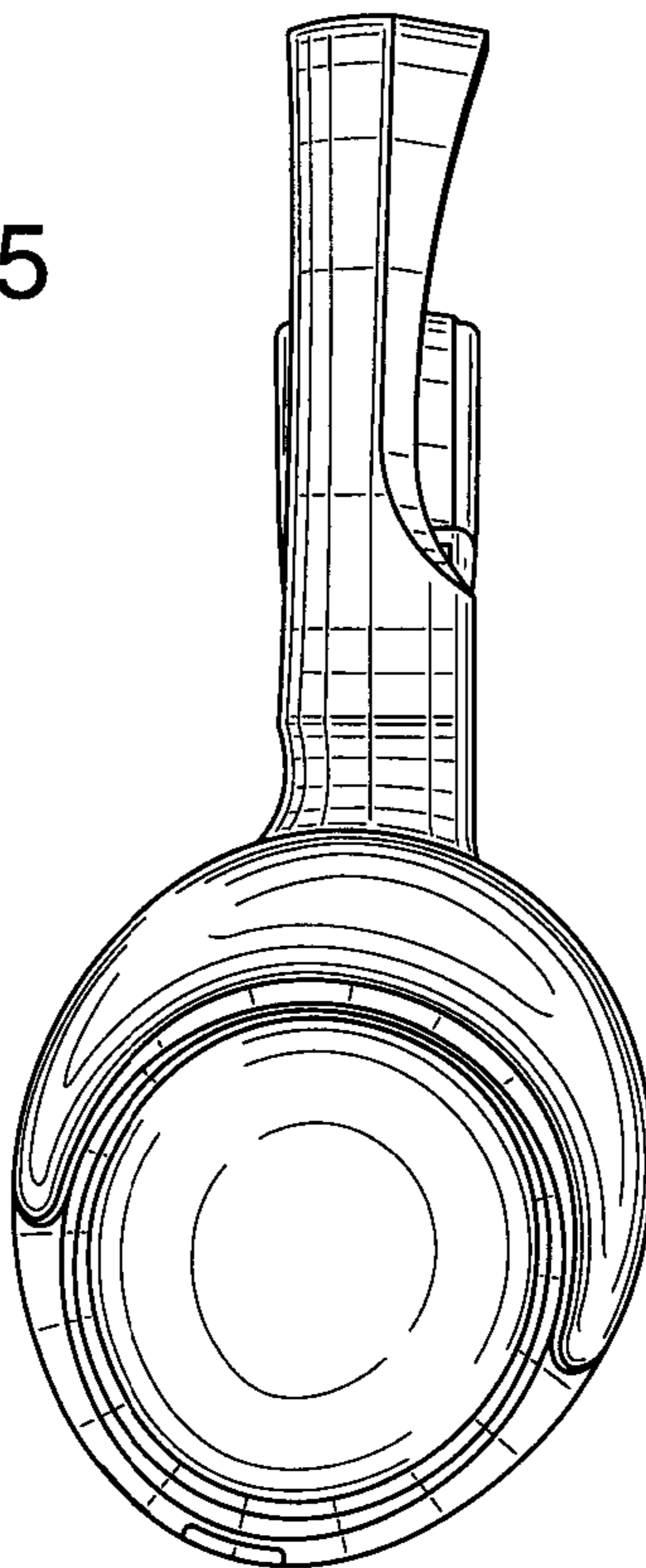


Fig.6

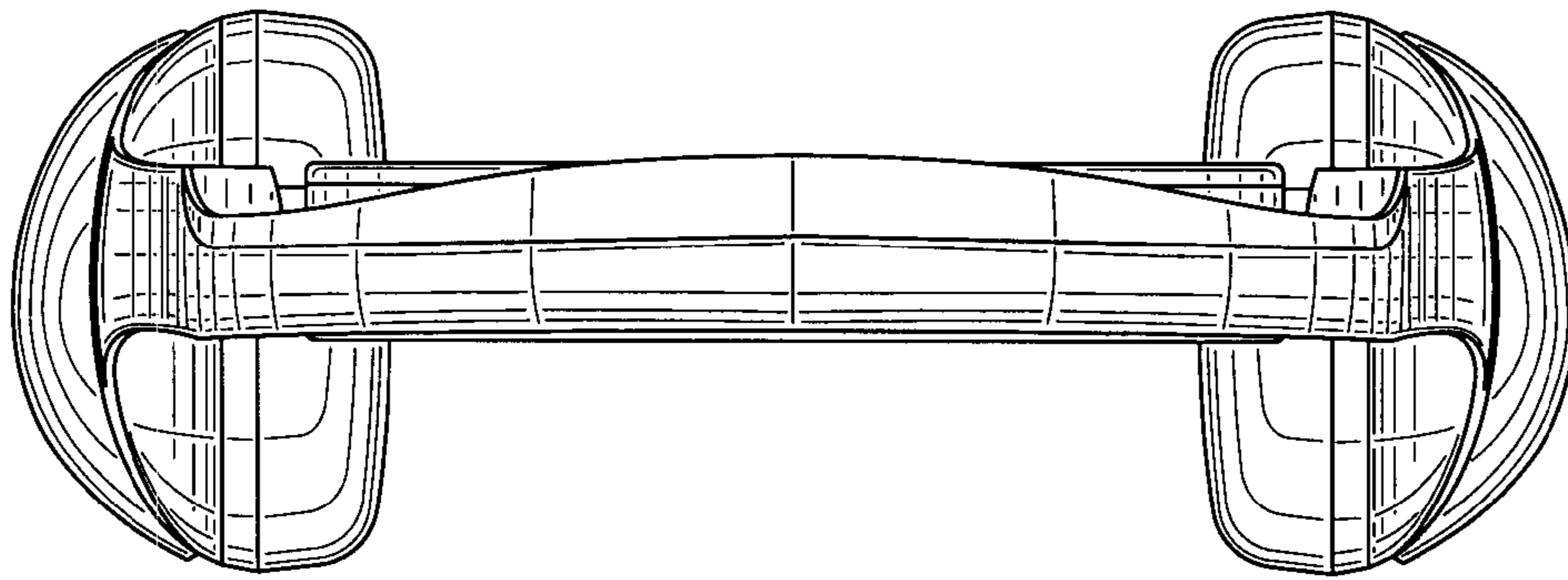


Fig.7

