

US00D532394S

(12) **United States Design Patent**
Lin

(10) **Patent No.:** **US D532,394 S**

(45) **Date of Patent:** **** Nov. 21, 2006**

(54) **TELEVISION SET**

D481,728 S * 11/2003 Olson et al. D14/375
D483,365 S * 12/2003 Olson et al. D14/375
D489,064 S * 4/2004 Chang D14/371

(75) Inventor: **Roger Lin**, Taipei (TW)

* cited by examiner

(73) Assignee: **Hannspree, Inc.**, Taipei (TW)

Primary Examiner—Raphael Barkai

(**) Term: **14 Years**

(74) *Attorney, Agent, or Firm*—Birch, Stewart, Kolasch & Birch, LLP

(21) Appl. No.: **29/243,082**

(22) Filed: **Nov. 21, 2005**

(57) **CLAIM**

(30) **Foreign Application Priority Data**

The ornamental design for a television set, as shown and described.

May 27, 2005 (TW) 94303127

(51) **LOC (8) Cl.** **14-03**

DESCRIPTION

(52) **U.S. Cl.** **D14/126**

(58) **Field of Classification Search** D14/125–134,
D14/239, 371, 136, 374–377; 312/7.2; 348/836,
348/838, 180, 184, 325, 739; 341/12; 248/917–924,
248/465; 345/104, 133, 156, 168, 87, 173;
720/605, 669, 600, 655; 369/99, 197; 455/344–347
See application file for complete search history.


FIG. 1 is a front perspective view thereof;
FIG. 2 is a front elevational view thereof;
FIG. 3 is a rear elevational view thereof;
FIG. 4 is a left side elevational view thereof;
FIG. 5 is a right side elevational view thereof;
FIG. 6 is a top plan view thereof; and,
FIG. 7 is a bottom plan view thereof.

(56) **References Cited**

U.S. PATENT DOCUMENTS

D445,417 S * 7/2001 Lee et al. D14/336

1 Claim, 7 Drawing Sheets






FIG. 1




FIG. 2

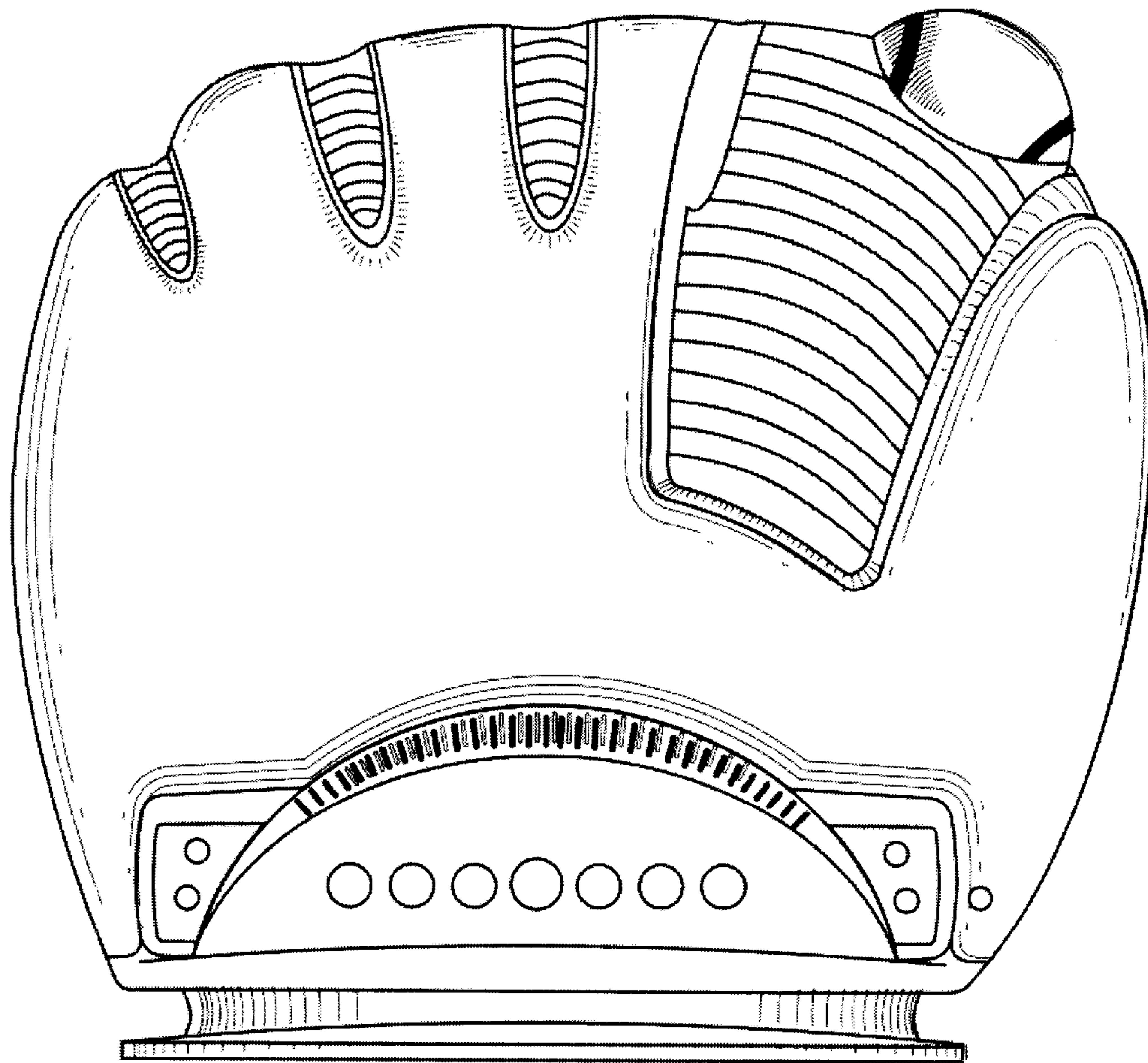


FIG. 3

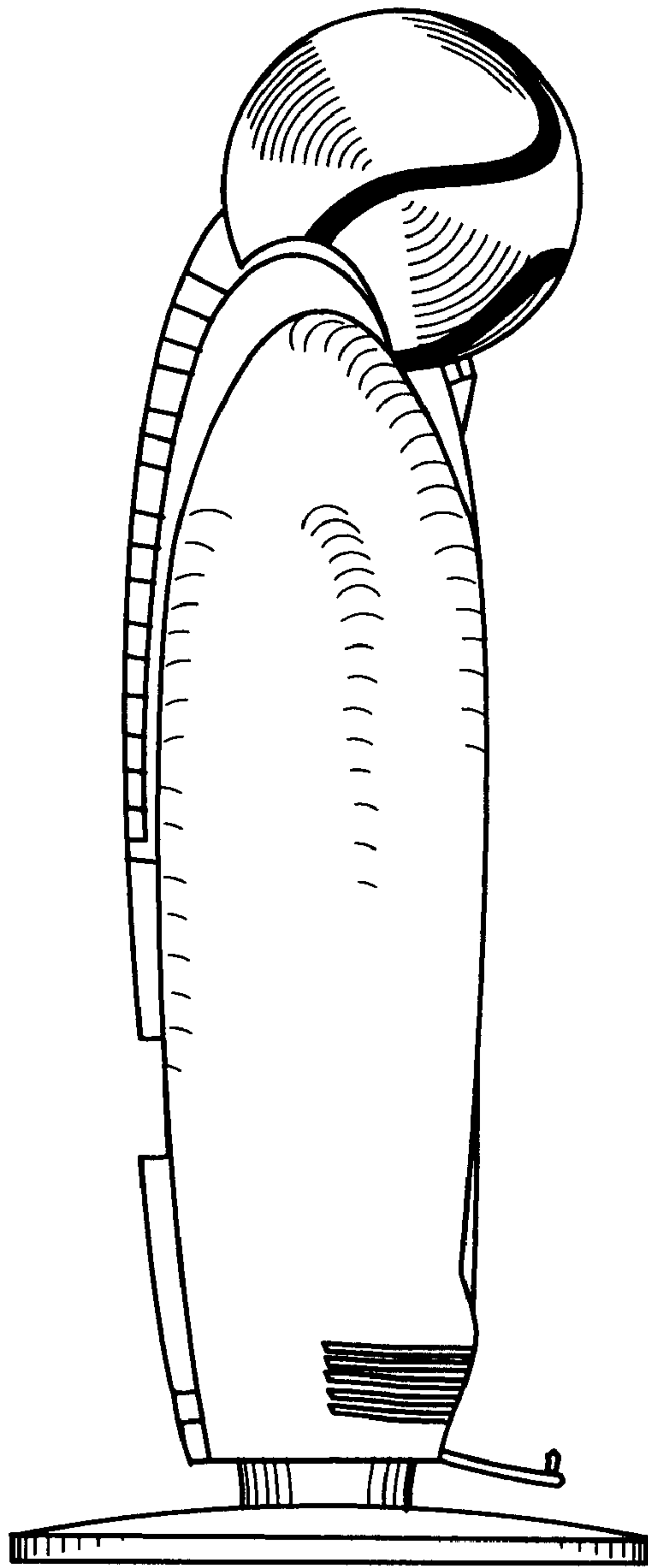


FIG. 4

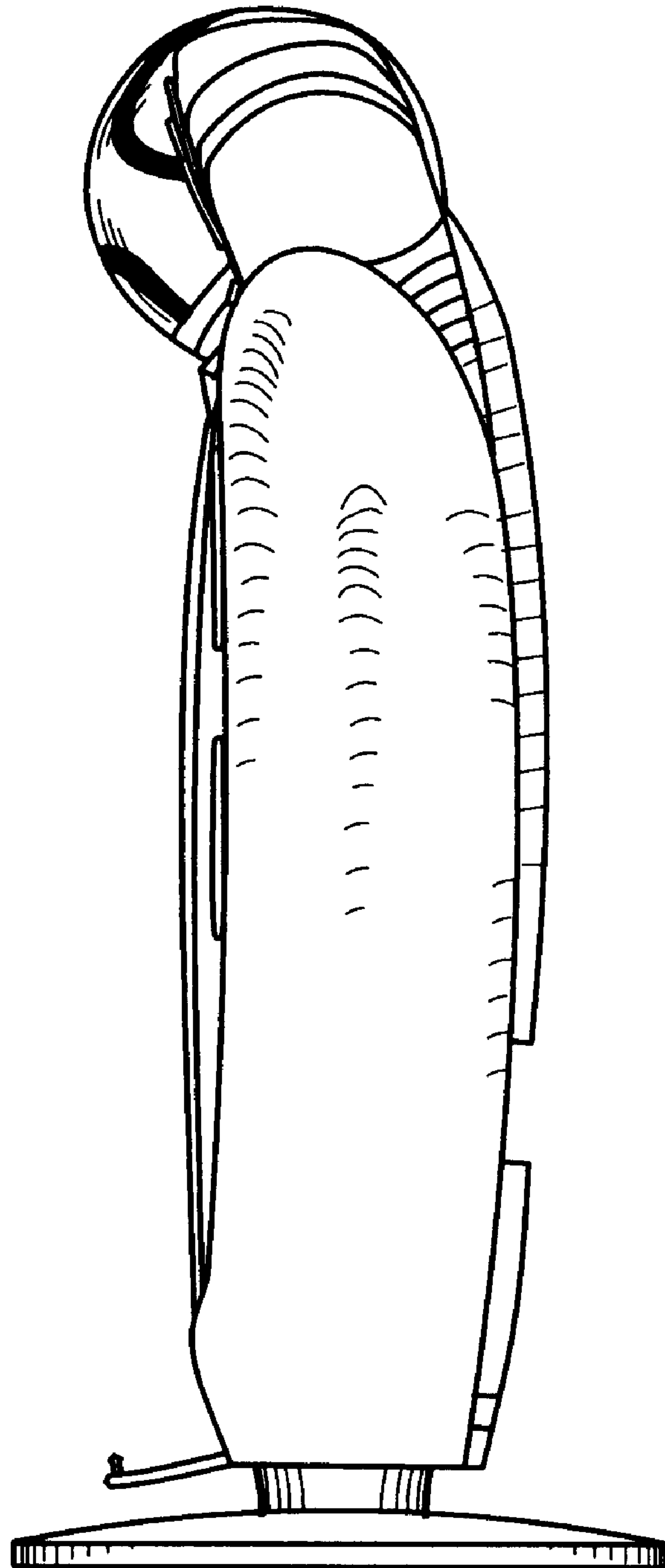


FIG. 5

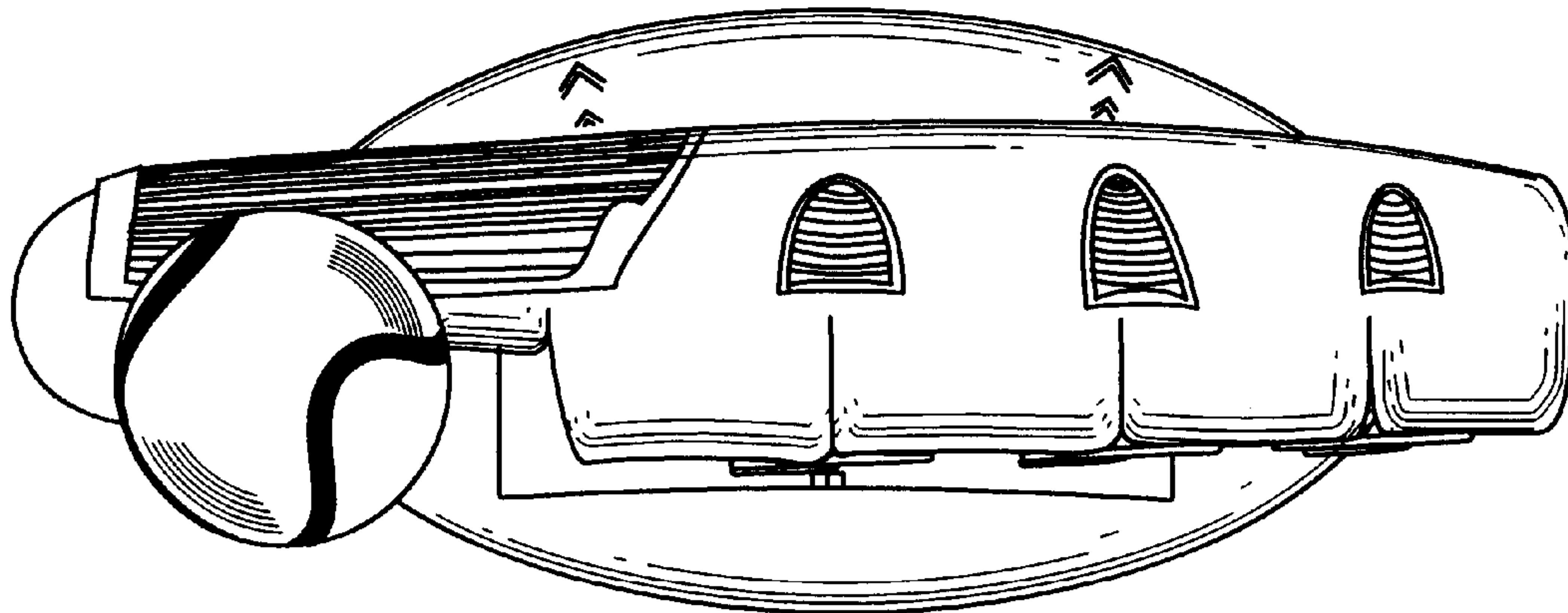


FIG. 6

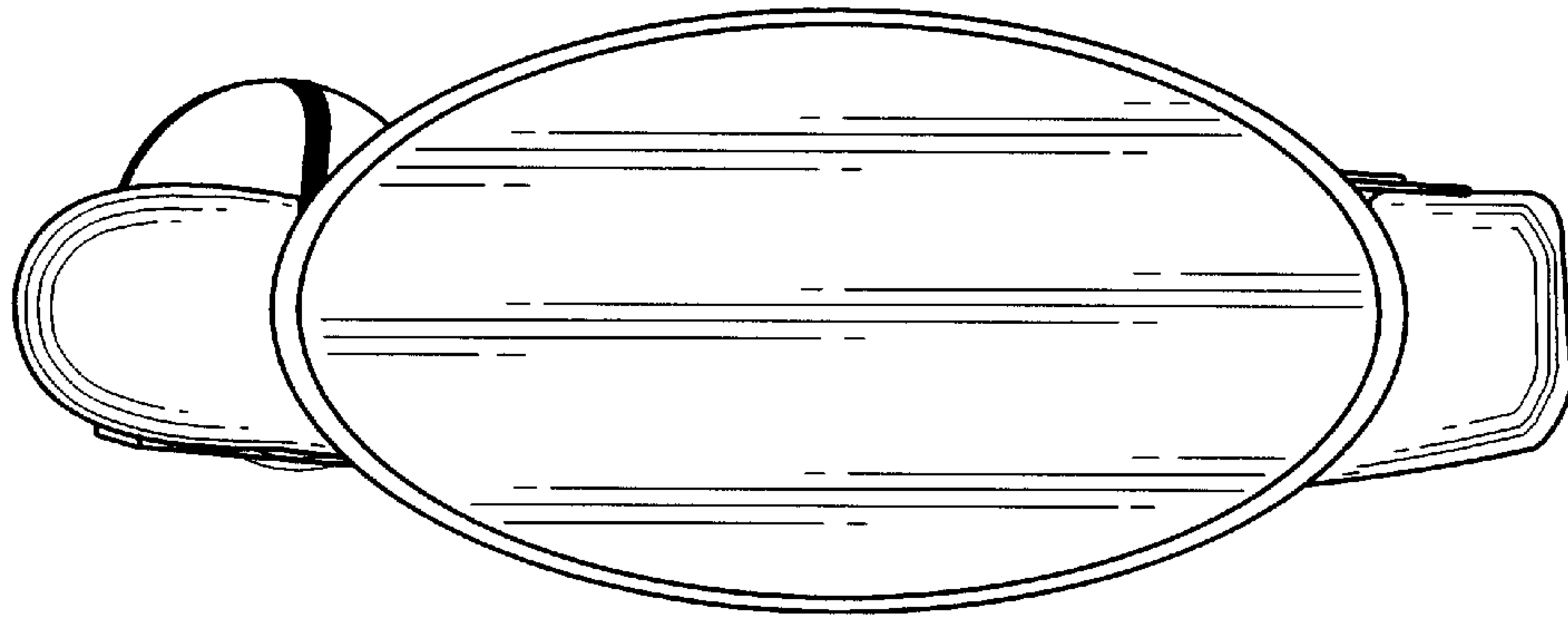


FIG. 7