



US00D532380S

(12) **United States Design Patent**  
**Castaldo et al.**

(10) **Patent No.: US D532,380 S**

(45) **Date of Patent: \*\* Nov. 21, 2006**

(54) **TELESCOPING WEATHER RESISTANT BOX**

(75) Inventors: **Cosmo Castaldo**, Westbury, NY (US);  
**Marc Noest**, Westbury, NY (US); **Peter Gallucci**, Brightwaters, NY (US)

(73) Assignee: **Leviton Manufacturing Co., Inc.**,  
Little Neck, NY (US)

(\*\*) Term: **14 Years**

(21) Appl. No.: **29/238,519**

(22) Filed: **Sep. 16, 2005**

(51) **LOC (8) Cl.** ..... **13-03**

(52) **U.S. Cl.** ..... **D13/152**

(58) **Field of Classification Search** ..... D13/126,  
D13/139.4, 147, 152, 158, 184; 174/480-481,  
174/53-54; 220/3.2-3.3, 3.6-3.9; 439/535,  
439/536

See application file for complete search history.

(56) **References Cited**

**U.S. PATENT DOCUMENTS**

3,636,498	A	*	1/1972	McQuarrie	.....	439/366
D274,721	S	*	7/1984	Smith	.....	D14/240
D297,136	S	*	8/1988	Collins et al.	.....	D14/240
D305,531	S	*	1/1990	Suzuki et al.	.....	D13/126
D332,088	S	*	12/1992	Nimpoeno et al.	.....	D13/184
D335,650	S	*	5/1993	Powell et al.	.....	D13/152

D335,866	S	*	5/1993	Powell et al.	.....	D13/152
5,228,584	A	*	7/1993	Williams, Jr.	.....	220/3.8
D339,794	S	*	9/1993	Powell et al.	.....	D13/152
5,272,297	A	*	12/1993	Reichow et al.	.....	200/549
D385,850	S	*	11/1997	DiMichele	.....	D13/152
D437,586	S	*	2/2001	Sonntag	.....	D13/184
D507,241	S	*	7/2005	Koessler	.....	D13/152

\* cited by examiner

*Primary Examiner*—Alan P. Douglas

*Assistant Examiner*—Rosemary K. Tarcza

(74) *Attorney, Agent, or Firm*—Paul J. Sutton

(57) **CLAIM**

We claim the ornamental design for a telescoping weather resistant box, as shown and described.

**DESCRIPTION**

FIG. 1 is a bottom end view of a telescoping weather resistant box in its extended stage showing my new design; FIG. 2 is a front view thereof;

FIG. 3 is a left side view of the telescoping weather resistant box in its extended stage;

FIG. 4 is a right side view of the telescoping weather resistant box in its extended stage;

FIG. 5 is a rear view of the telescoping weather resistant box; and,

FIG. 6 is a top end view of the telescoping weather resistant box in its extended stage.

**1 Claim, 3 Drawing Sheets**

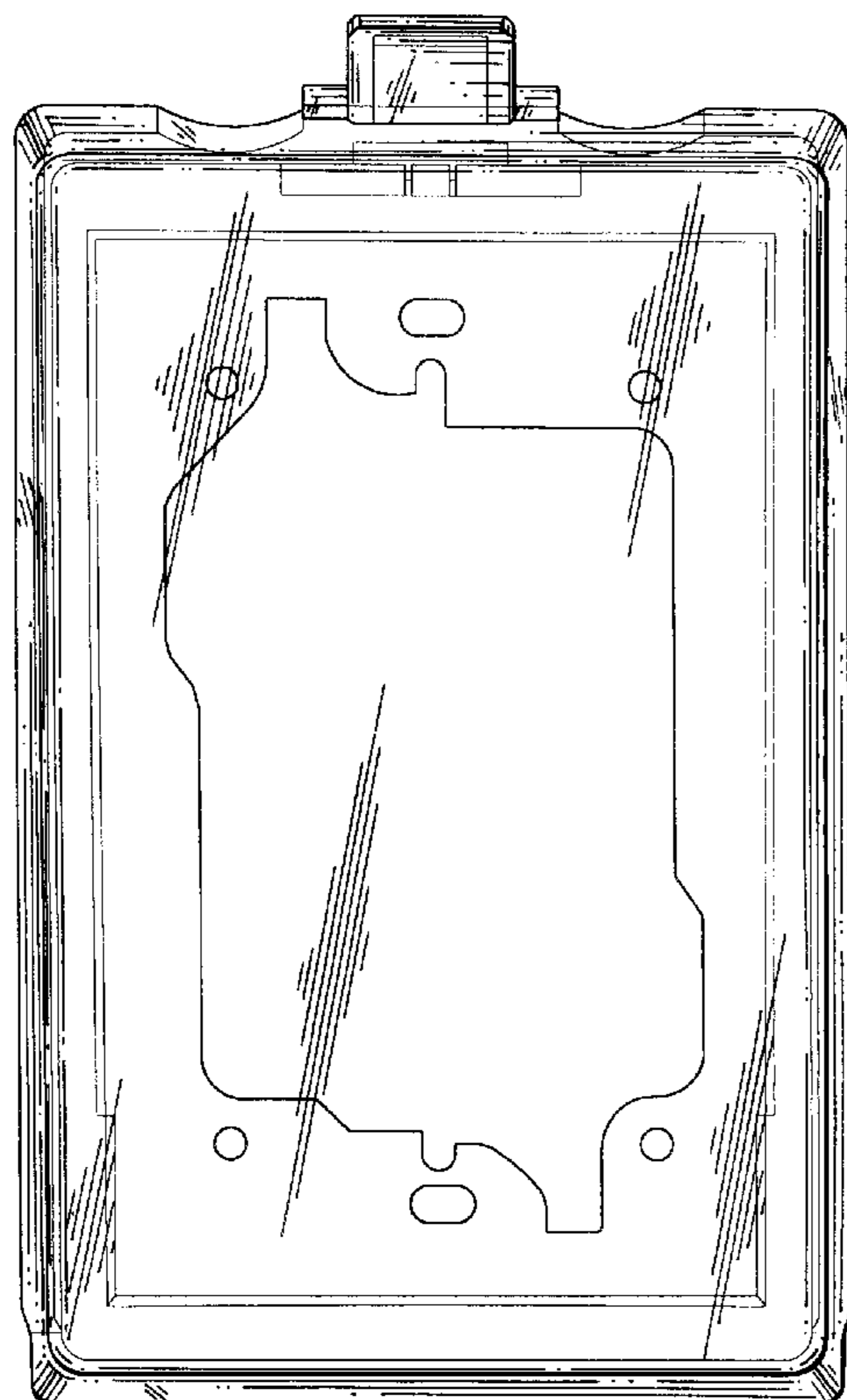


FIG. 1

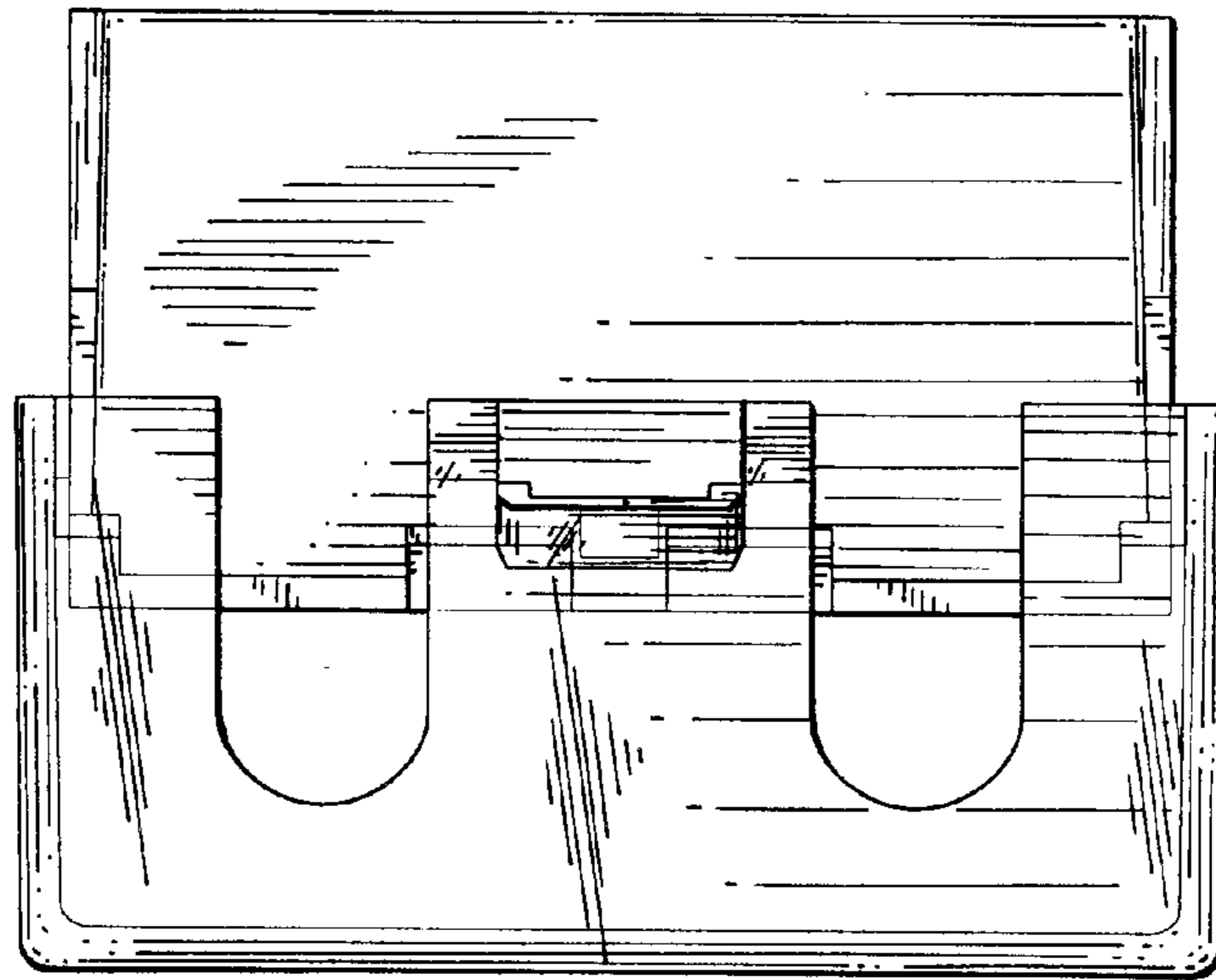


FIG. 2

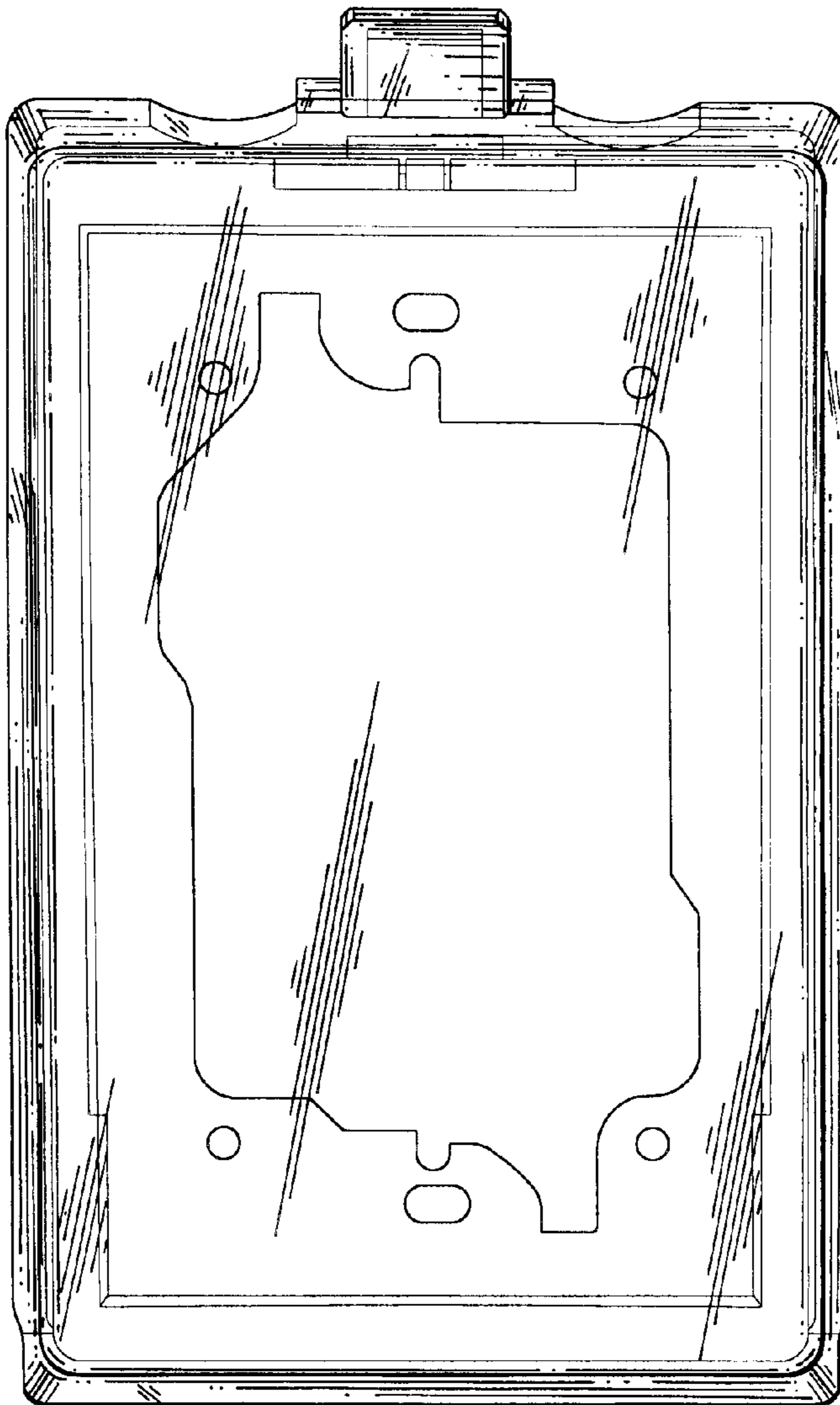


FIG. 3


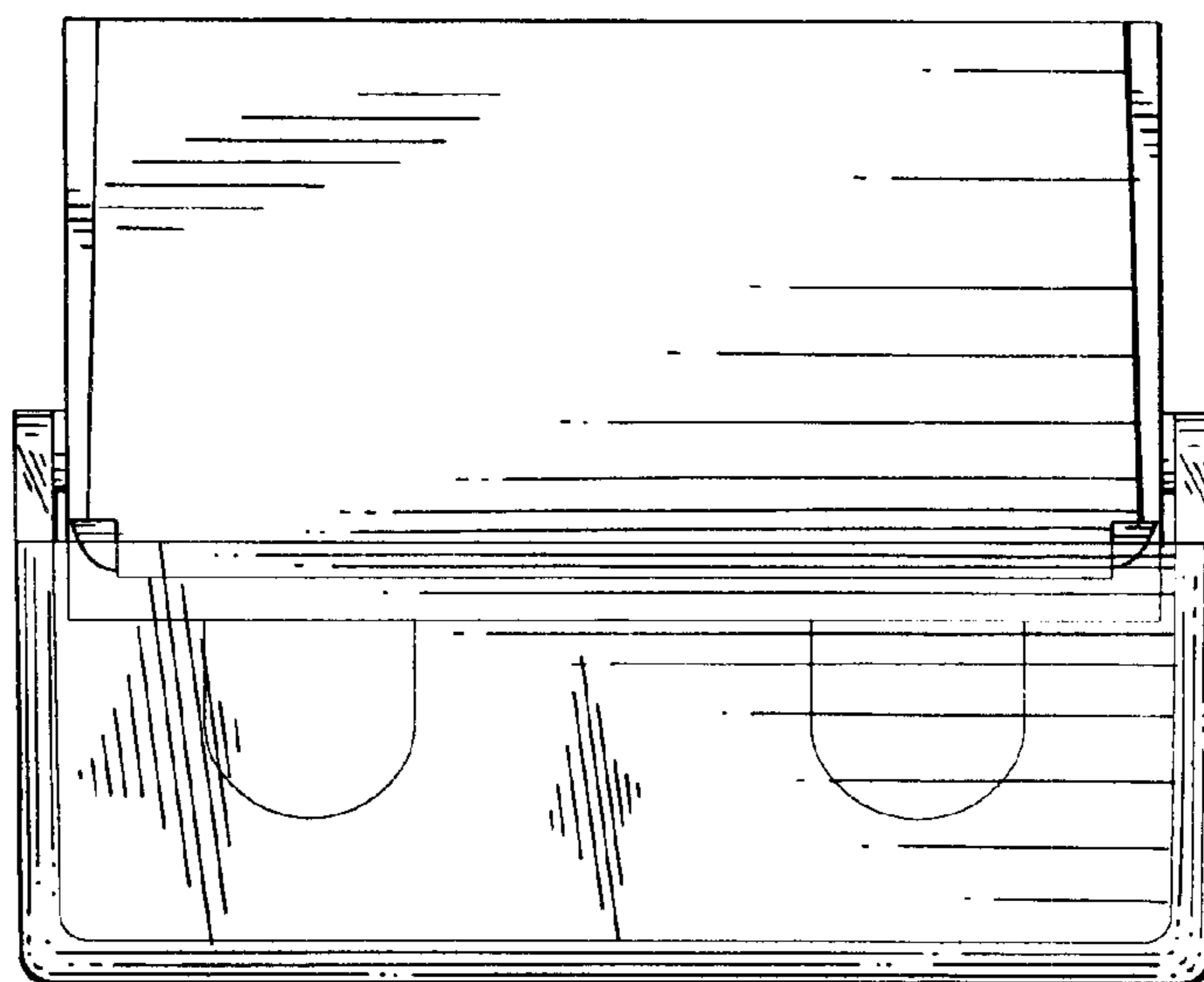


FIG. 6



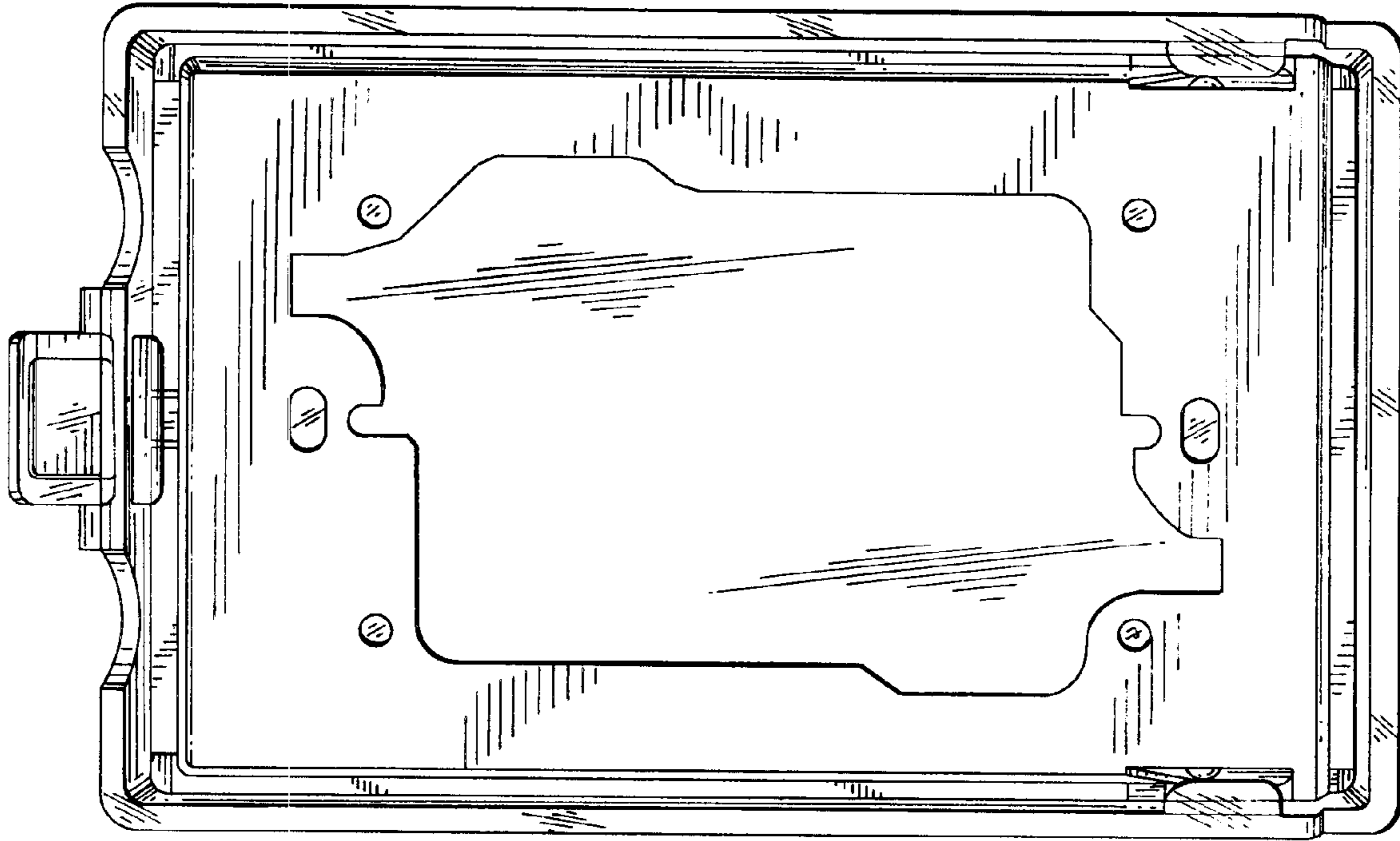


FIG. 5




FIG. 4