



US00D532369S

(12) **United States Design Patent**
Shimizu

(10) **Patent No.:** **US D532,369 S**

(45) **Date of Patent:** **** Nov. 21, 2006**

(54) **BATTERY CHARGER**

(75) Inventor: **Minoru Shimizu**, Tokyo (JP)

(73) Assignee: **Sony Computer Entertainment Inc.**,
Tokyo (JP)

(**) Term: **14 Years**

(21) Appl. No.: **29/239,312**

(22) Filed: **Sep. 29, 2005**

(30) **Foreign Application Priority Data**

Mar. 31, 2005 (JP) D2005-009640

(51) **LOC (8) Cl.** **13-02**

(52) **U.S. Cl.** **D13/108**

(58) **Field of Classification Search** D13/107-110,
D13/118-119, 184; D14/251, 253, 432, 434;
320/107-115

See application file for complete search history.

(56) **References Cited**

U.S. PATENT DOCUMENTS

D306,594 S * 3/1990 Taylor D14/253
D328,276 S * 7/1992 Koinuma D13/107
5,357,185 A * 10/1994 Chen 320/110
D361,763 S * 8/1995 Nagele et al. D14/144

D363,491 S * 10/1995 Hellier et al. D14/243
5,592,065 A * 1/1997 Oglesbee et al. 320/113
D385,530 S * 10/1997 Hames et al. D13/107
D404,357 S * 1/1999 Foster et al. D13/108
D417,189 S * 11/1999 Amero et al. D13/107
D434,142 S * 11/2000 Cheney et al. D24/111
D486,785 S 2/2004 Shindo
6,774,605 B1 * 8/2004 Usui et al. 320/112
D520,945 S * 5/2006 Hayamizu D13/108
D520,946 S * 5/2006 Nasu D13/108

* cited by examiner

Primary Examiner—Ian Simmons

Assistant Examiner—Rosemary K. Tarcza

(74) *Attorney, Agent, or Firm*—Rader, Fishman & Grauer
PLLC

(57) **CLAIM**

The ornamental design for a battery charger, as shown and described.

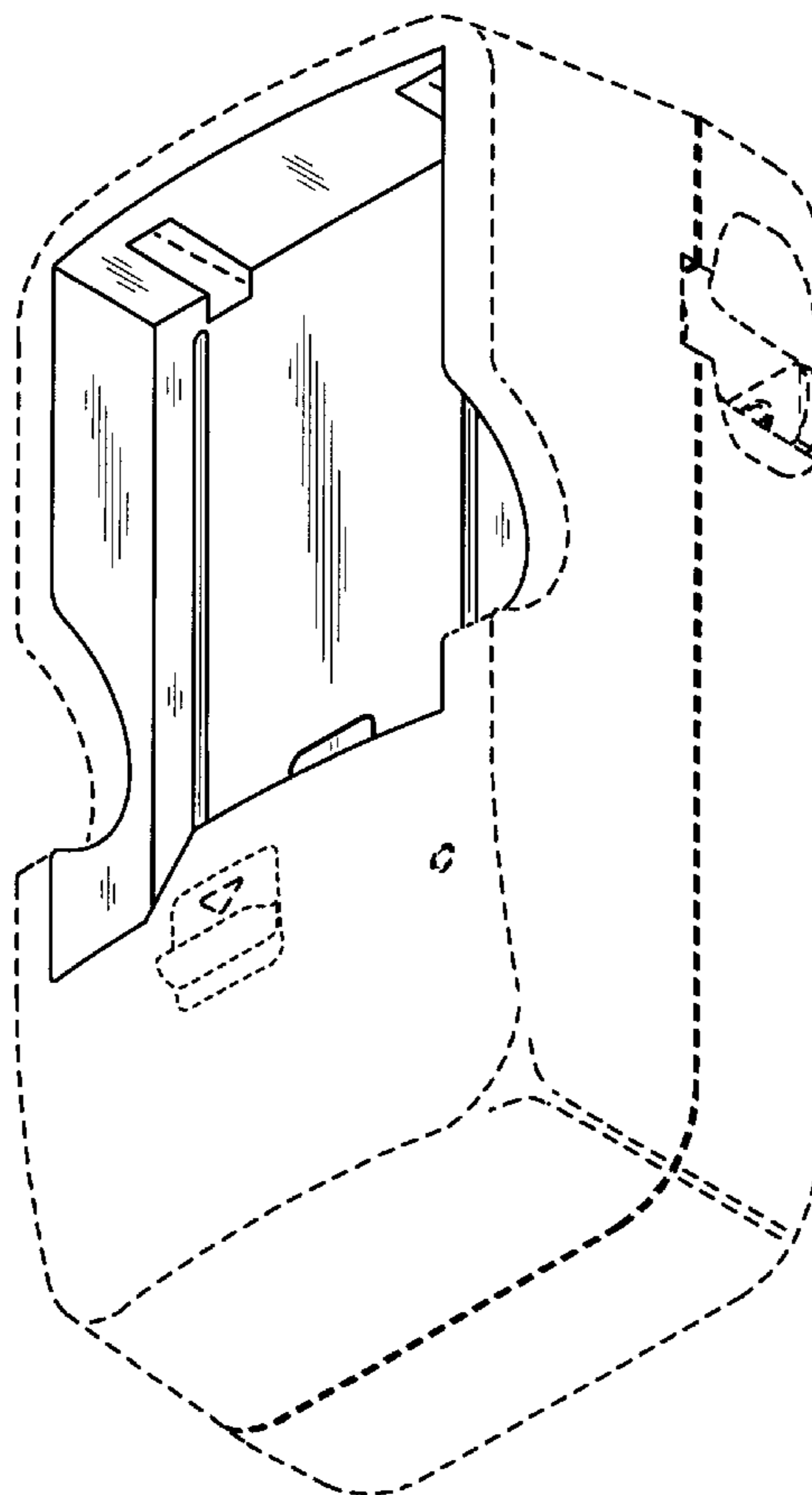
DESCRIPTION

FIG. 1 is a perspective view of a battery charger showing my new design; and,

FIG. 2 is a front elevational view thereof.

The broken lines depicted in FIGS. 1-2 form no part of the claimed design.

1 Claim, 2 Drawing Sheets



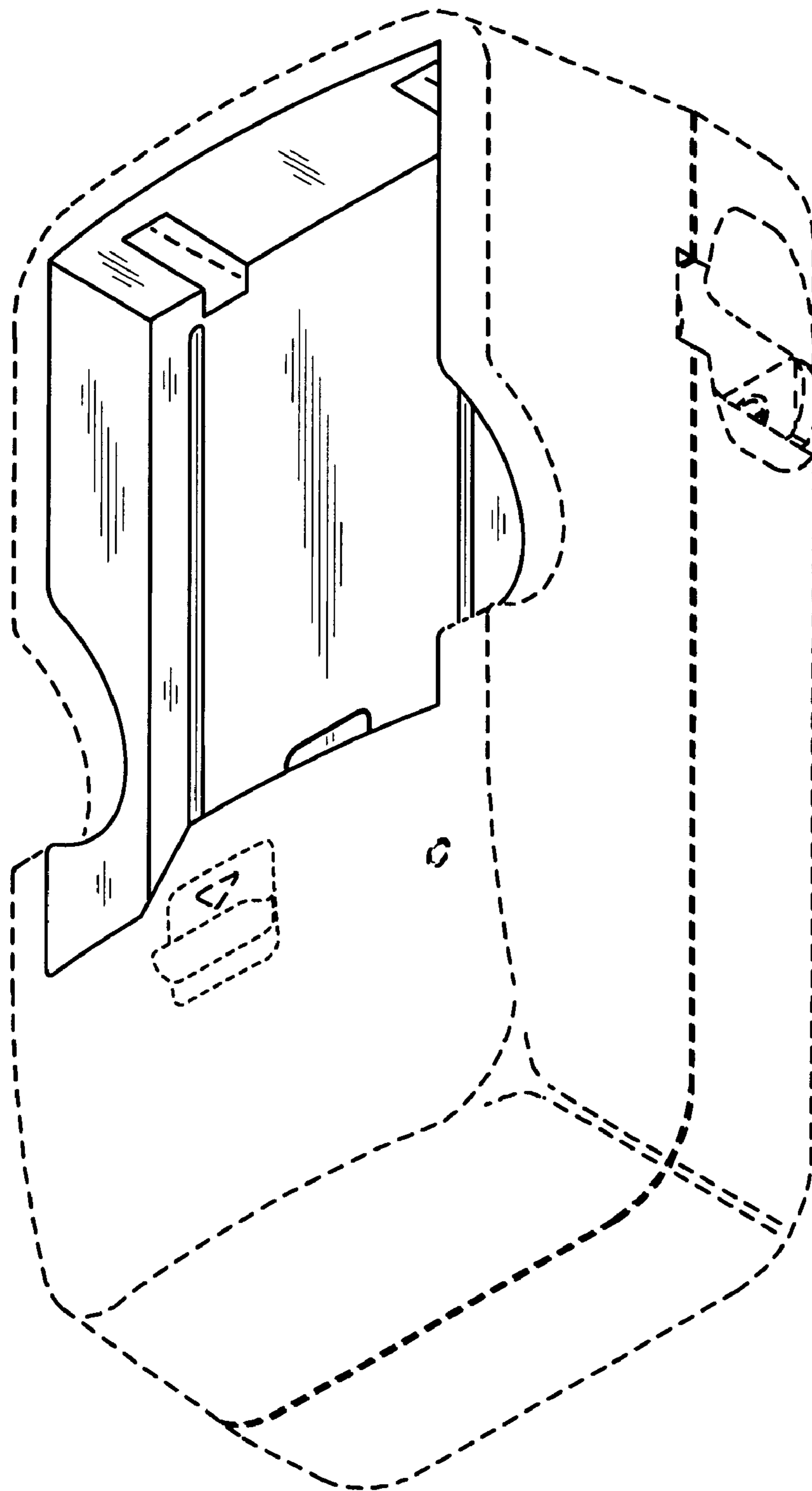


FIG. 1

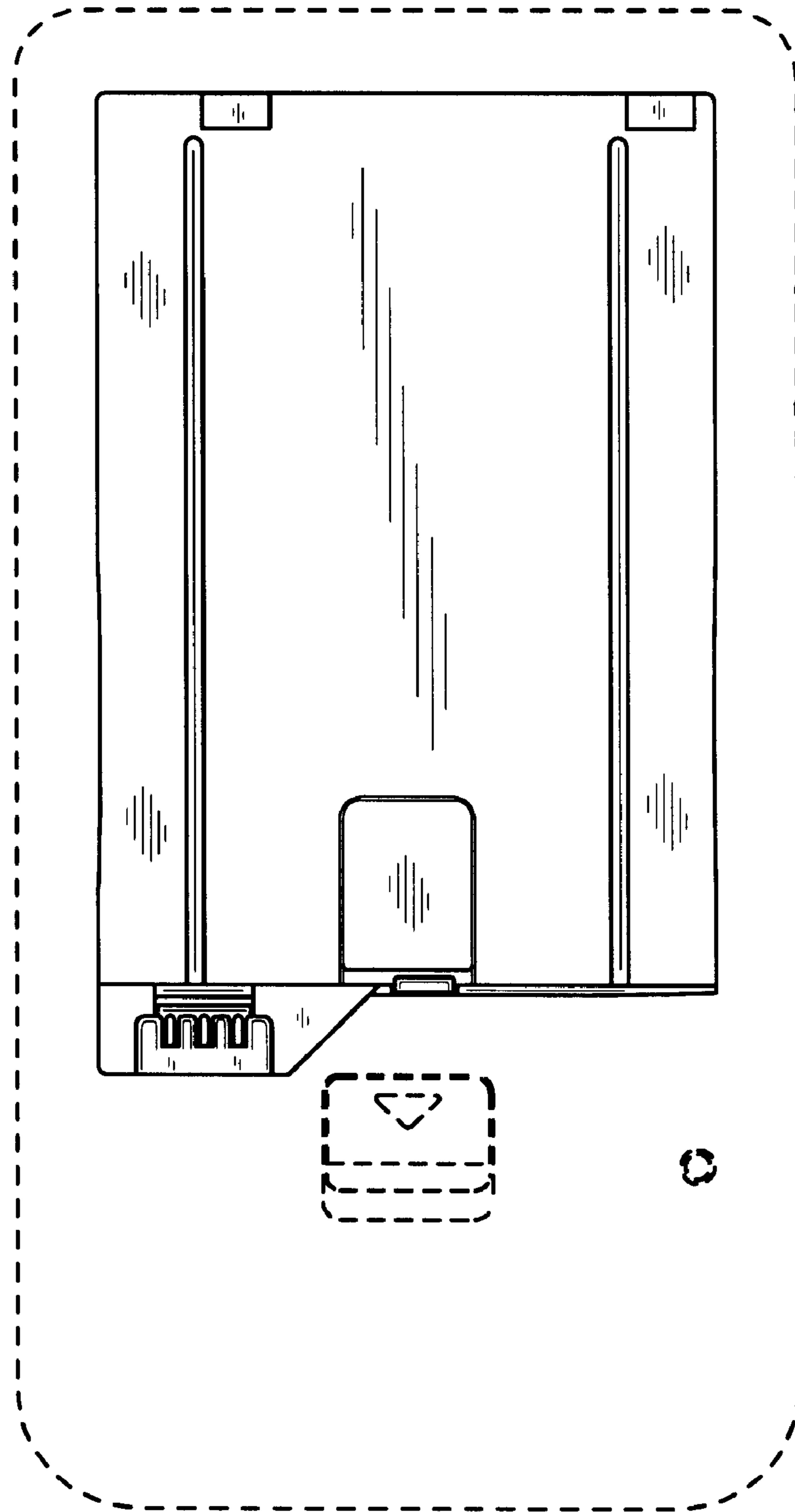


FIG. 2