



US00D532367S

(12) **United States Design Patent**
Kettula et al.

(10) **Patent No.: US D532,367 S**

(45) **Date of Patent: ** Nov. 21, 2006**

(54) **CHARGER OR HOLDER FOR A HANDSET**

(75) Inventors: **Jan Kettula**, Espoo (FI); **Gabriele Diotti**, Bollate (IT)

(73) Assignee: **Nokia Corporation**, Espoo (FI)

(**) Term: **14 Years**

(21) Appl. No.: **29/235,917**

(22) Filed: **Aug. 9, 2005**

(30) **Foreign Application Priority Data**

Feb. 11, 2005 (FI) M20050022

(51) **LOC (8) Cl. 13-02**

(52) **U.S. Cl. D13/108**

(58) **Field of Classification Search** D13/107-110,
D13/118-119, 184; D14/251-253, 432, 434;
320/107-115

See application file for complete search history.

(56) **References Cited**

U.S. PATENT DOCUMENTS

- D344,708 S * 3/1994 Ho D13/108
- D363,491 S * 10/1995 Hellier et al. D14/243
- 5,834,919 A * 11/1998 Liu 320/111
- D417,189 S * 11/1999 Amero et al. D13/107
- D421,443 S * 3/2000 Nagele et al. D14/253
- D433,996 S * 11/2000 Ma D13/110
- D442,141 S * 5/2001 Ikenaga D13/107

- D454,131 S * 3/2002 Lord D14/434
- D456,395 S * 4/2002 Lehtovaara D14/253
- D458,219 S * 6/2002 Ma D13/110
- D462,677 S * 9/2002 Eroma D14/253
- D471,547 S * 3/2003 Ruohonen D14/253
- D487,897 S * 3/2004 Huang et al. D14/434

FOREIGN PATENT DOCUMENTS

EM 000310446-0001 4/2005

* cited by examiner

Primary Examiner—Alan P. Douglas

Assistant Examiner—Rosemary K. Tarcza

(74) *Attorney, Agent, or Firm*—Banner & Witcoff, Ltd.


(57) **CLAIM**

The ornamental design for a charger or holder for a handset, as shown and described.

DESCRIPTION

FIG. 1 is a bottom plan view photograph of a charger or holder for a handset showing our new design; FIG. 2 is a right side view thereof; FIG. 3 is a front view thereof; FIG. 4 is a left side view thereof; FIG. 5 is a top plan view thereof; FIG. 6 is a rear view thereof; FIG. 7 is a perspective view thereof; and, FIG. 8 is a perspective view thereof.

1 Claim, 2 Drawing Sheets






FIG. 1




FIG. 2




FIG. 3




FIG. 4




FIG. 5




FIG. 6



FIG. 7



FIG. 8