

US00D532360S

(12) **United States Design Patent**
Ostreng et al.

(10) **Patent No.:** **US D532,360 S**

(45) **Date of Patent:** **** Nov. 21, 2006**

(54) **FLOATING DRIVE-ON BOAT DOCK**

(75) Inventors: **Troy Ostreng**, Nixa, MO (US); **Larry Moody**, Monett, MO (US)

(73) Assignee: **E-Z-Dock, Inc.**, Monett, MO (US)

(**) Term: **14 Years**

(21) Appl. No.: **29/211,862**

(22) Filed: **Aug. 23, 2004**

(51) **LOC (8) Cl.** **12-06**

(52) **U.S. Cl.** **D12/316**

(58) **Field of Classification Search** D12/300,
D12/302, 307, 316, 317; 114/15, 16, 45,
114/259, 263; 405/4, 5

See application file for complete search history.

(56) **References Cited**

U.S. PATENT DOCUMENTS

D223,520	S	*	4/1972	Pfleuger et al.	D12/300
5,281,055	A	*	1/1994	Neitzke et al.	405/219
5,651,326	A	*	7/1997	Rice	114/45
D398,576	S	*	9/1998	Hillman et al.	D12/316
D401,547	S	*	11/1998	Karliner	D12/316
5,855,180	A		1/1999	Masters		
5,875,727	A	*	3/1999	Elson et al.	114/259

OTHER PUBLICATIONS

Pamphlet/1998, EZ Dock, Inc. —EZ Dock Dock system, EZ Port Boat Lifts, EZ Port PWC Lifts, 8 pages.

* cited by examiner

Primary Examiner—Holly Baynham

Assistant Examiner—Cynthia M. Chin

(74) *Attorney, Agent, or Firm*—Polster, Lieder, Woodruff & Lucchesi, L.C.

(57) **CLAIM**

The ornamental design for a floating drive-on boat dock, as shown and described.

DESCRIPTION

FIG. 1 is a perspective view of a floating drive-on boat dock of the present invention;

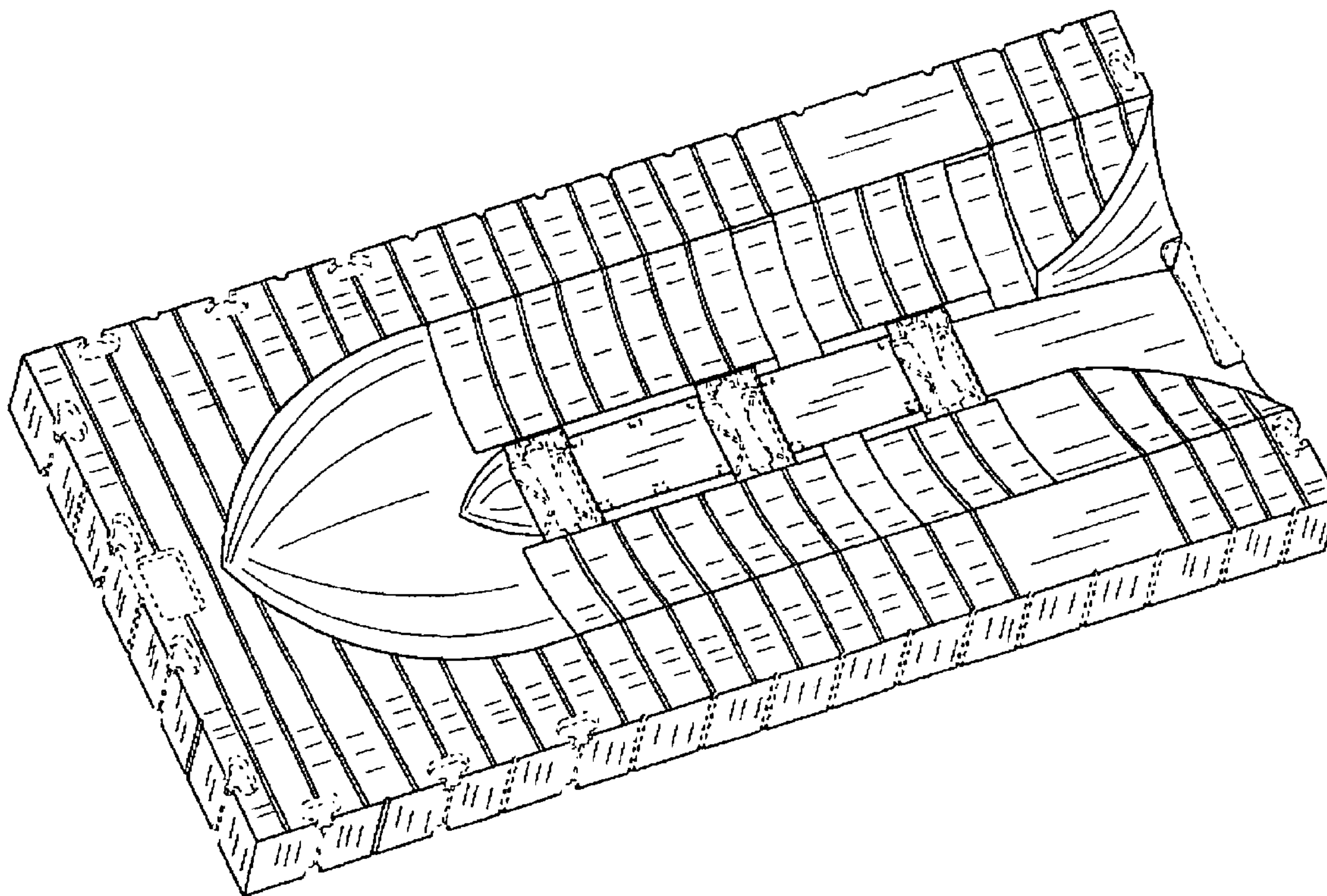
FIG. 2 is a top plan view of the floating drive-on boat dock; FIG. 3 is a bottom plan view of the floating drive-on boat dock;

FIG. 4 is a front elevational view of the floating drive-on boat dock;

FIG. 5 is a rear elevational view of the floating drive-on boat dock; and,

FIG. 6 is a side elevational view of the floating drive-on boat dock, the right and left sides being mirror images of each other.

1 Claim, 4 Drawing Sheets



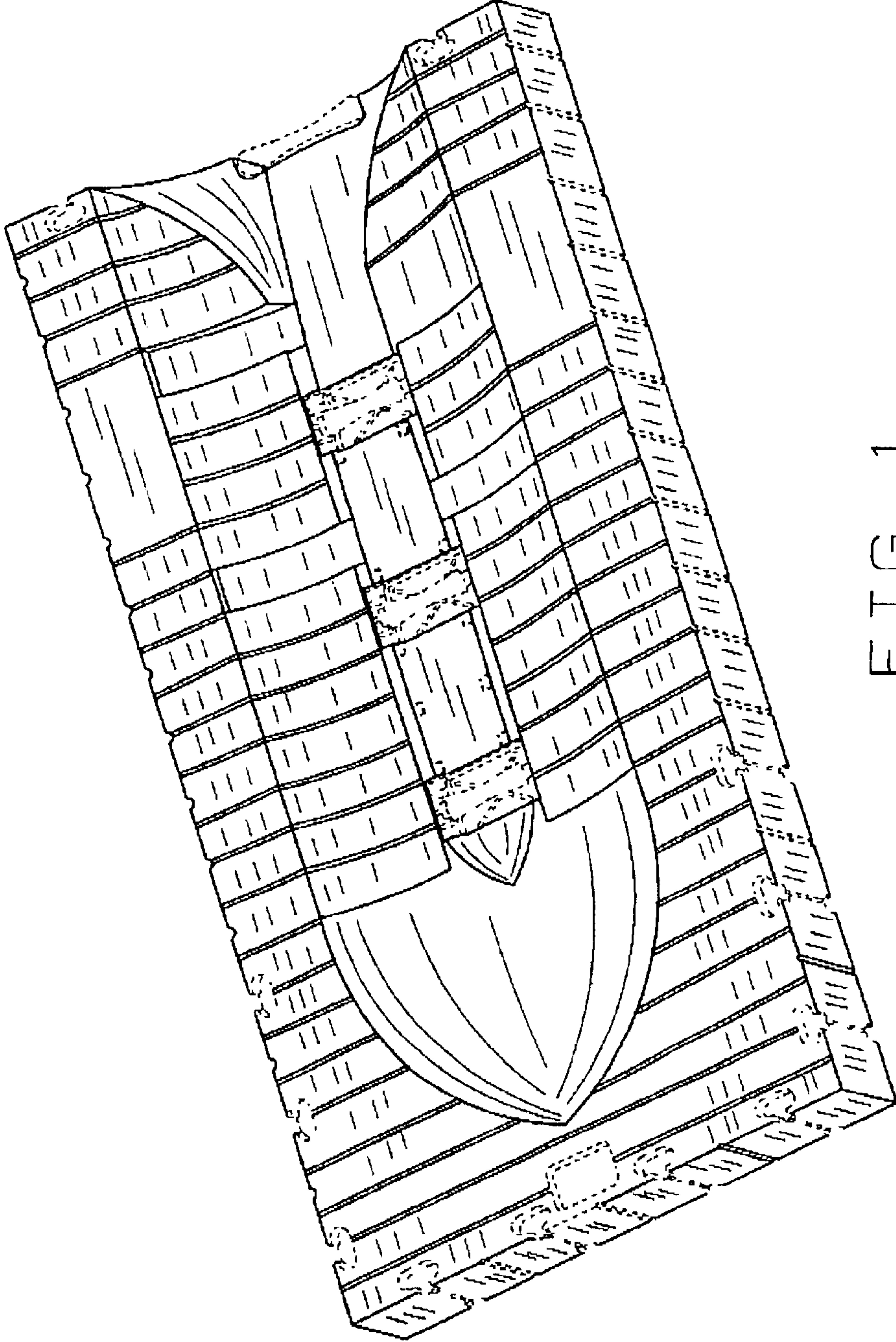


FIG. 1
(AMENDED)

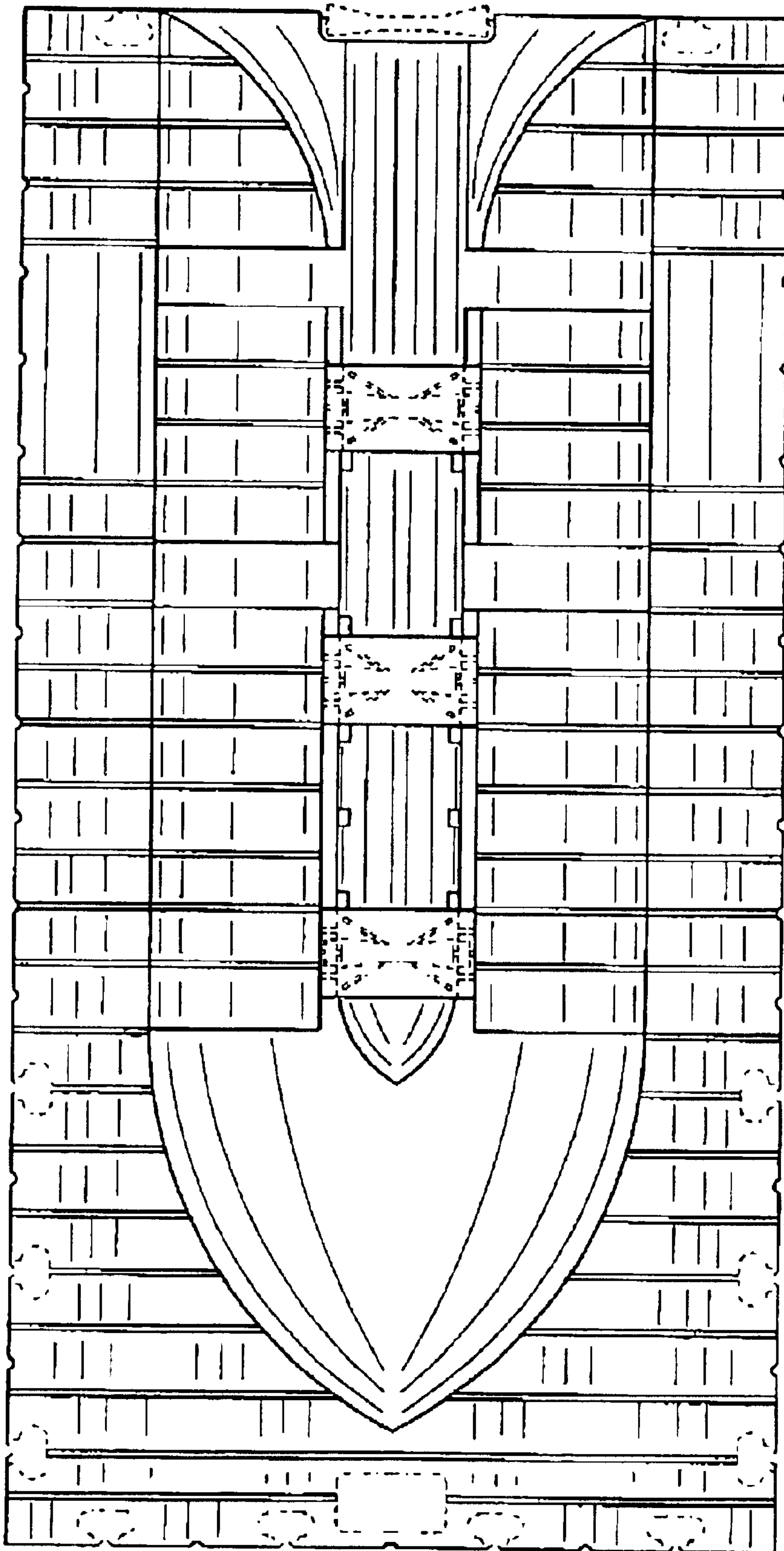


FIG. 2
(AMENDED)

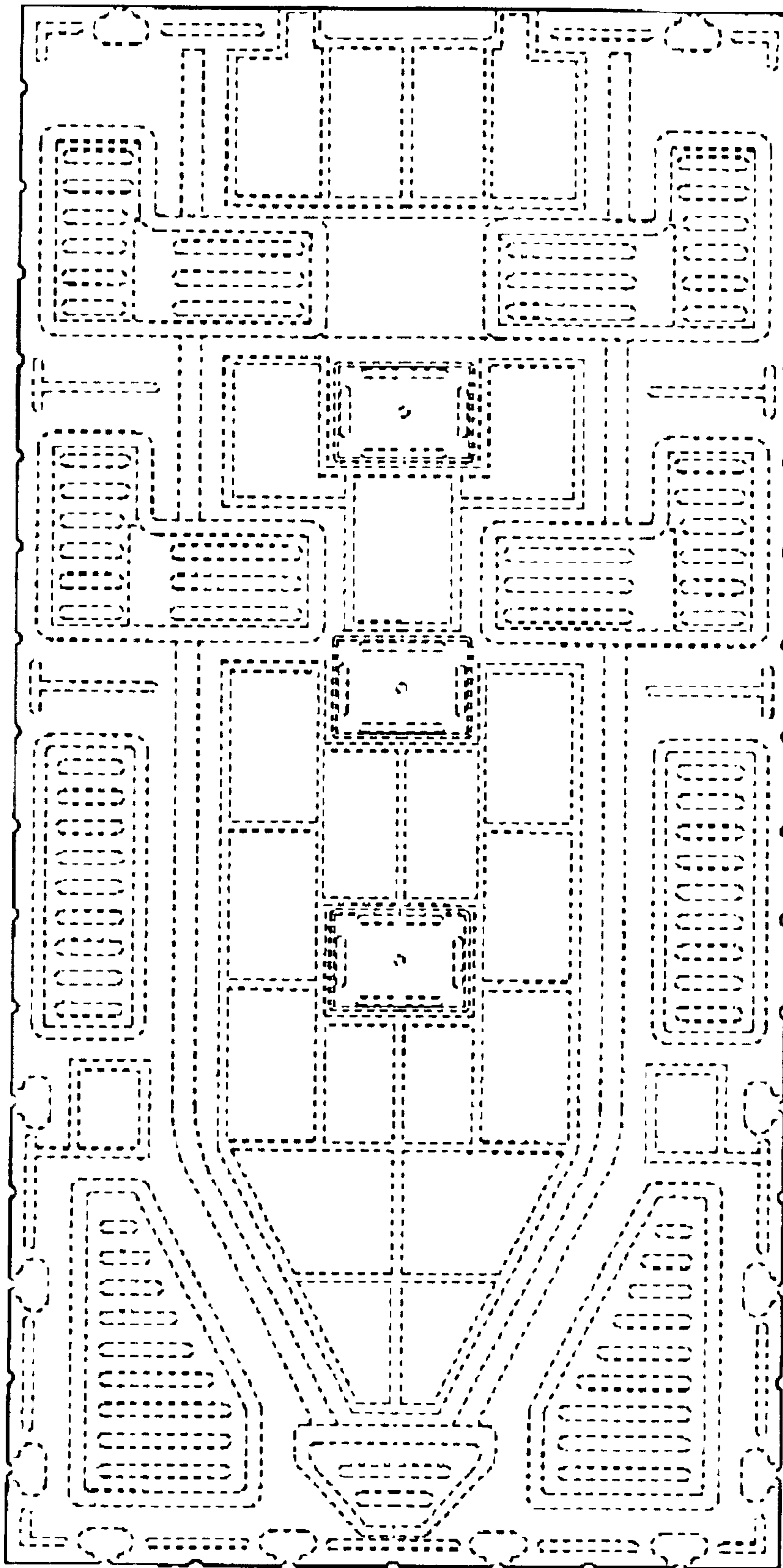


FIG. 3
(AMENDED)

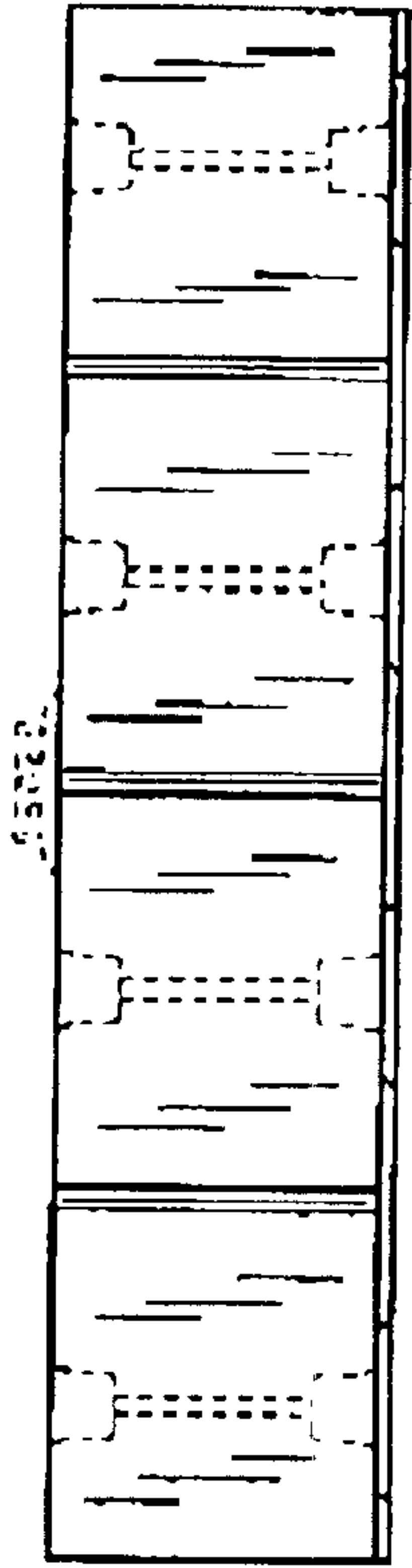


FIG. 4
(AMENDED)

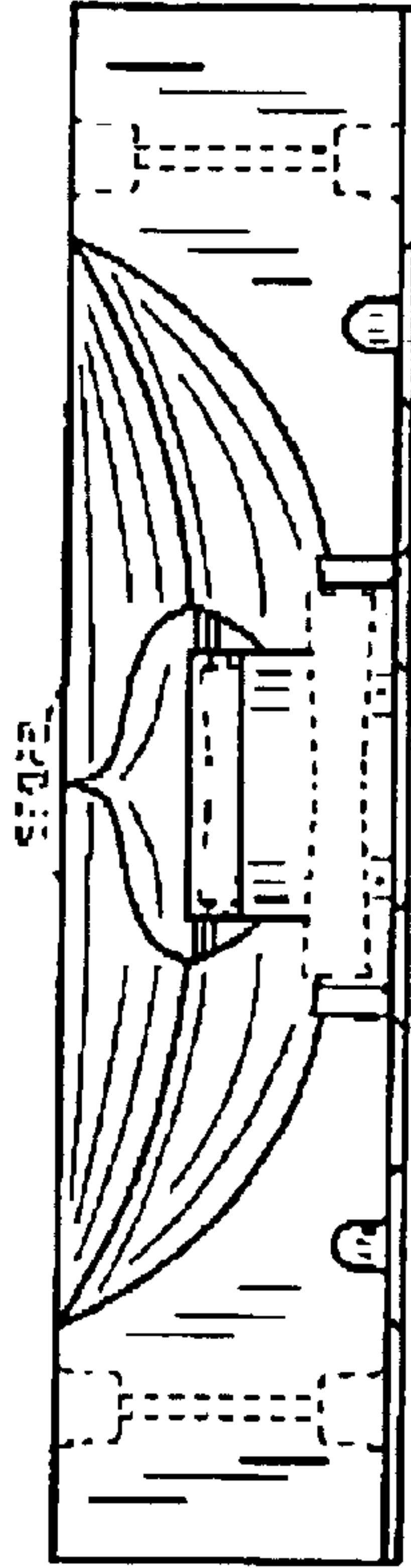


FIG. 5
(AMENDED)

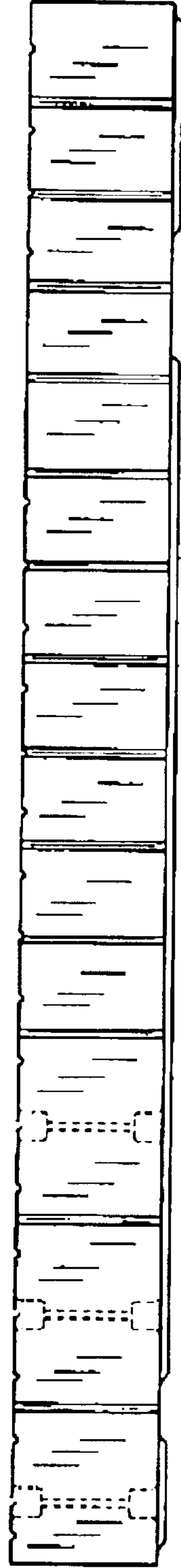


FIG. 6
(AMENDED)