



US00D532347S

(12) **United States Design Patent**  
**Truebsbach**

(10) **Patent No.:** **US D532,347 S**

(45) **Date of Patent:** **\*\* Nov. 21, 2006**

(54) **SURFACE CONFIGURATION OF A FRONT BUMPER FOR A VEHICLE**

(75) Inventor: **Sebastian Truebsbach**, Prien am Chiemsee (DE)

(73) Assignee: **Bayerische Motoren Werke Aktiengesellschaft**, Munich (DE)

(\*\*) Term: **14 Years**

(21) Appl. No.: **29/244,832**

(22) Filed: **Dec. 15, 2005**

(30) **Foreign Application Priority Data**

Jun. 16, 2005 (DE) ..... 4 05 03 084

(51) **LOC (8) Cl.** ..... **12-16**

(52) **U.S. Cl.** ..... **D12/169**

(58) **Field of Classification Search** ..... D12/90-92,  
D12/86, 169, 196, 163; 296/180.1, 180.2;  
293/102, 113, 115, 117, 120

See application file for complete search history.

(56) **References Cited**

**U.S. PATENT DOCUMENTS**

- D392,220 S \* 3/1998 Haussmann ..... D12/91
- D426,503 S \* 6/2000 Goplen ..... D12/169
- D436,059 S \* 1/2001 Goplen ..... D12/91
- D464,914 S \* 10/2002 Warkuss et al. .... D12/91
- D467,206 S \* 12/2002 Warming ..... D12/169

- D476,277 S \* 6/2003 Yokomaku ..... D12/196
- D486,432 S \* 2/2004 Chan ..... D12/169
- D489,648 S \* 5/2004 Gale et al. .... D12/92
- D494,899 S \* 8/2004 Chapman ..... D12/169
- D499,363 S \* 12/2004 Velazco ..... D12/169
- D514,990 S \* 2/2006 Nagashima ..... D12/169
- D516,972 S \* 3/2006 Baum ..... D12/169
- D523,382 S \* 6/2006 Truebsbach ..... D12/169

**FOREIGN PATENT DOCUMENTS**

WO DM/065775 11/2004

\* cited by examiner

*Primary Examiner*—Melody N. Brown

(74) *Attorney, Agent, or Firm*—Crowell & Moring LLP

(57) **CLAIM**

The ornamental design for a surface configuration of a front bumper for a vehicle, as shown and described.

**DESCRIPTION**

FIG. 1 is a right perspective view of a surface configuration of a front bumper for a vehicle according to my novel design;

FIG. 2 is a left perspective view thereof;

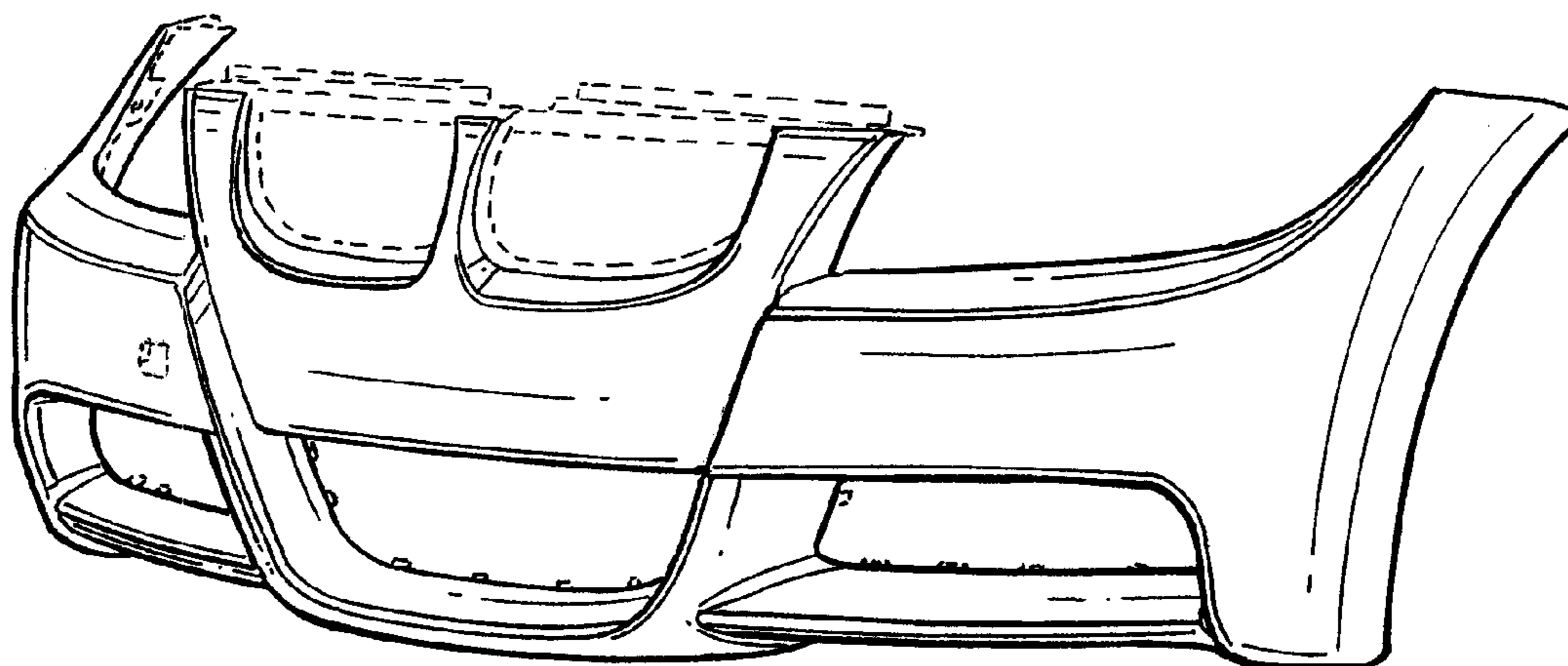
FIG. 3 is a front view thereof;

FIG. 4 is a left side view thereof; and,

FIG. 5 is a right side view thereof.

The broken lines are for illustrative purposes only and form no part of the claimed design.

**1 Claim, 2 Drawing Sheets**



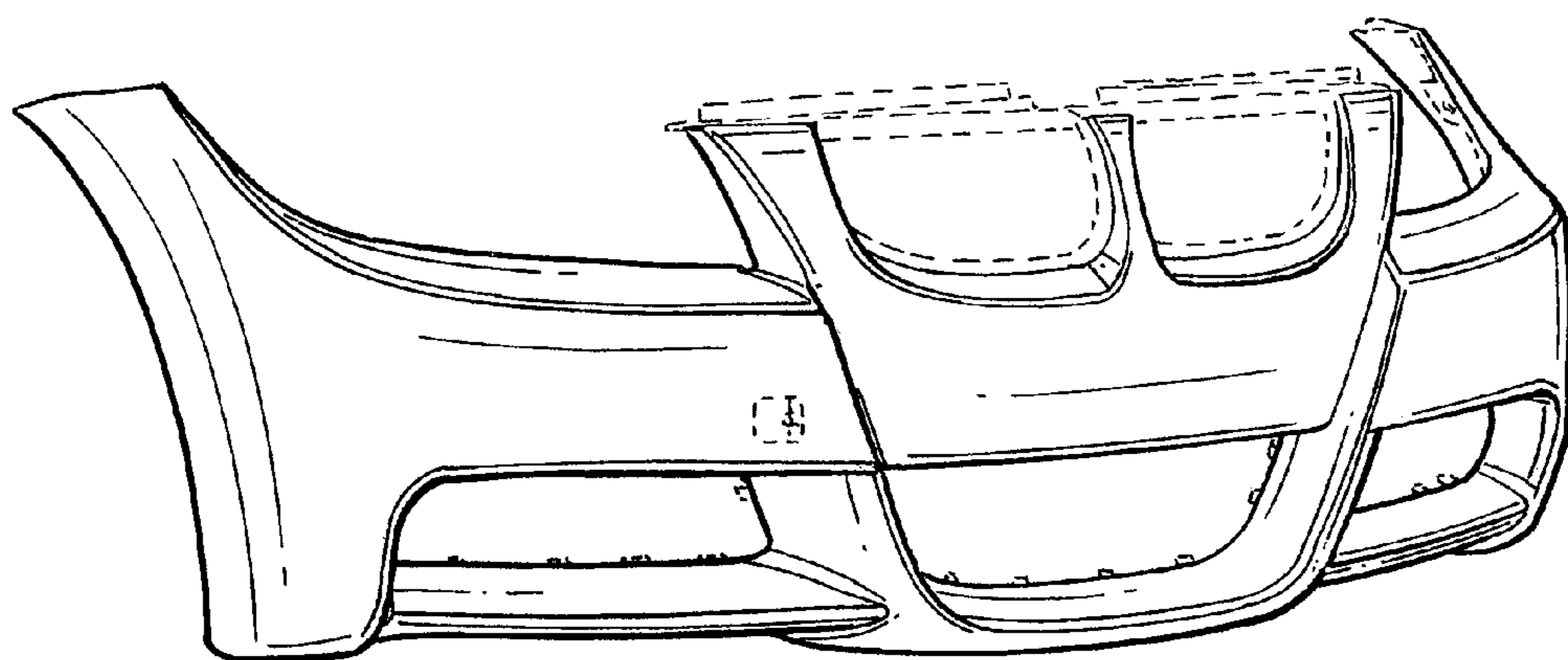


FIG. 1

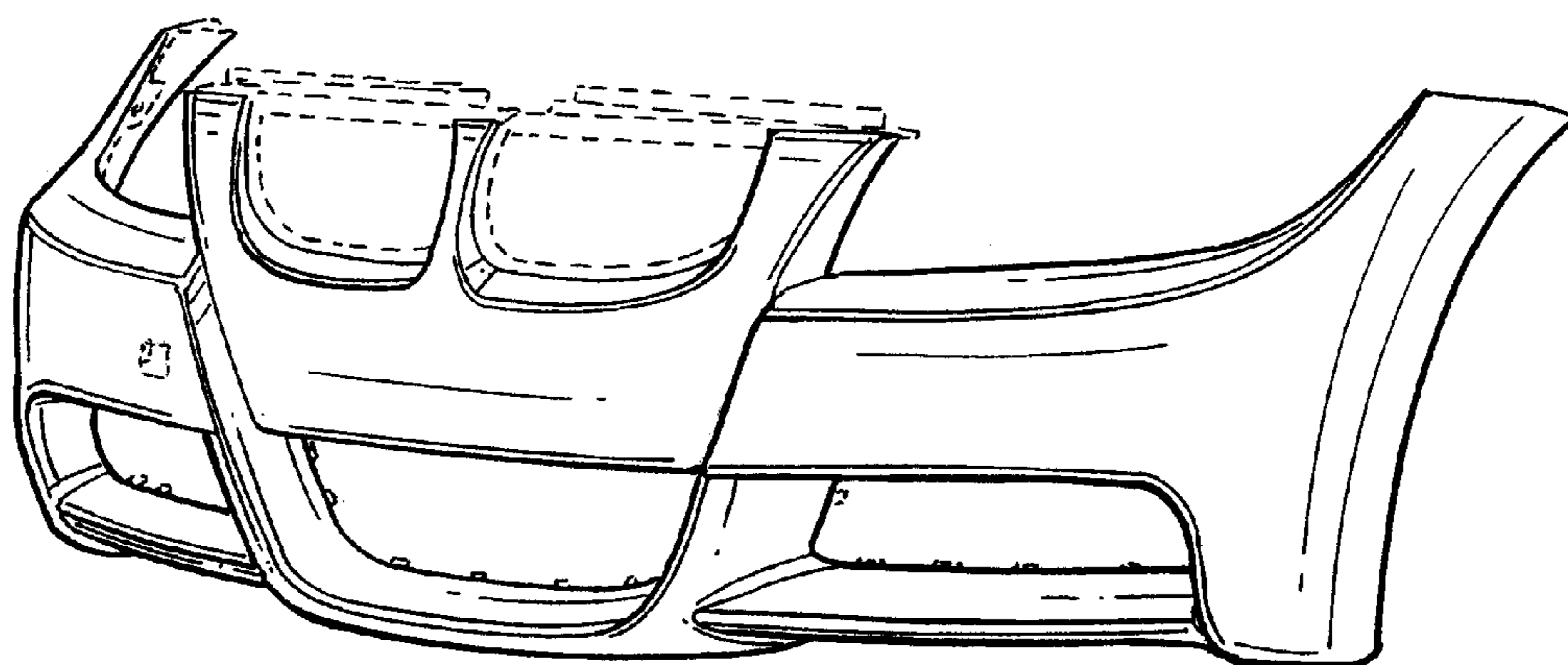


FIG. 2

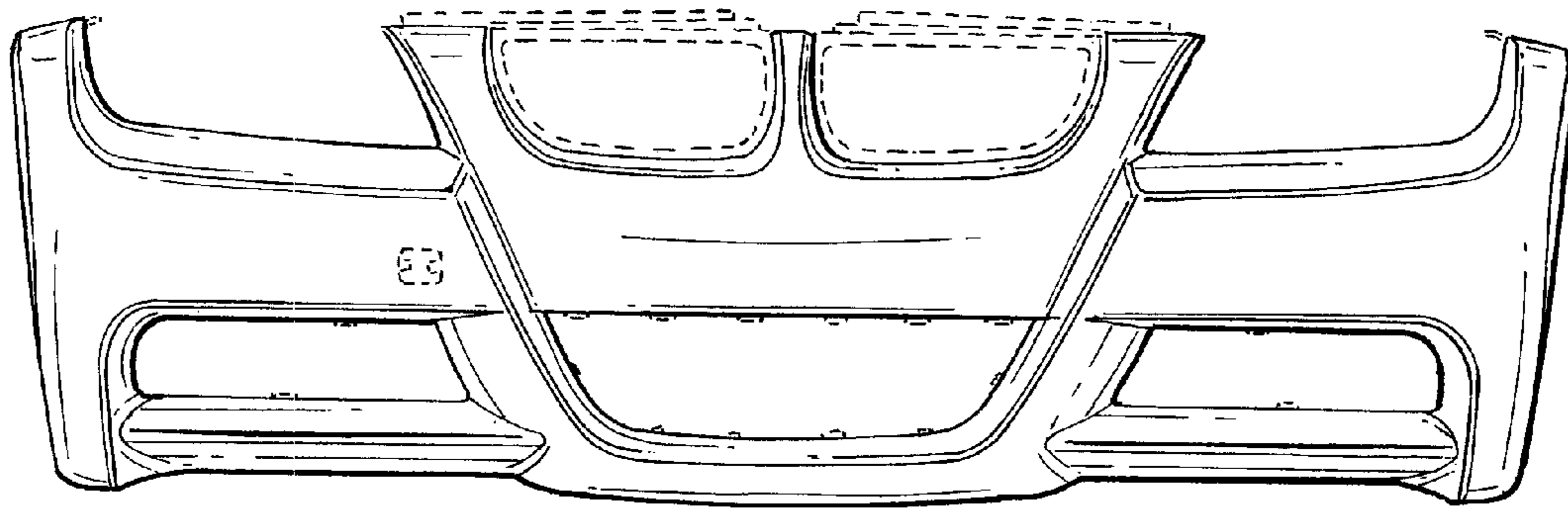


FIG. 3

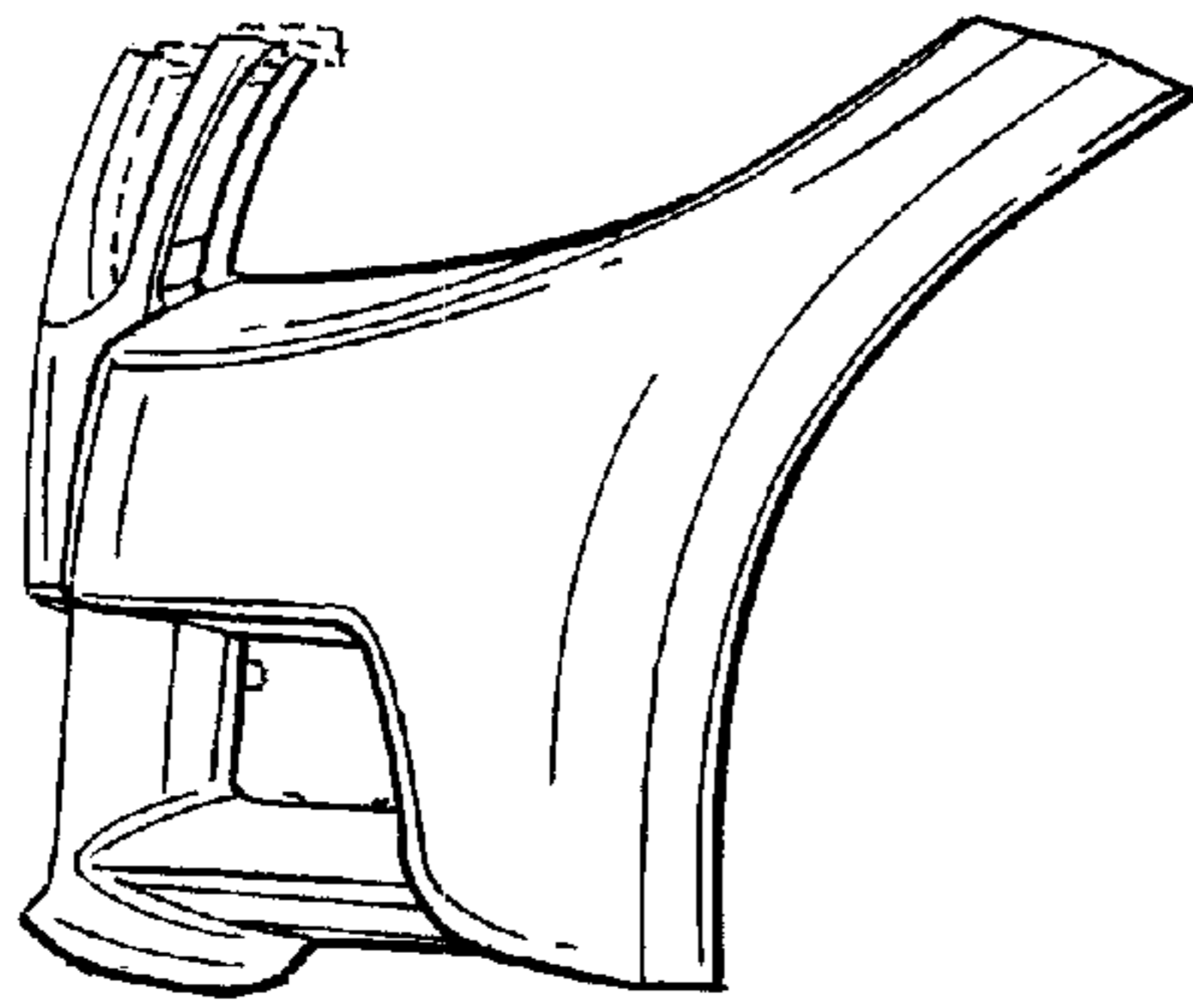


FIG. 4

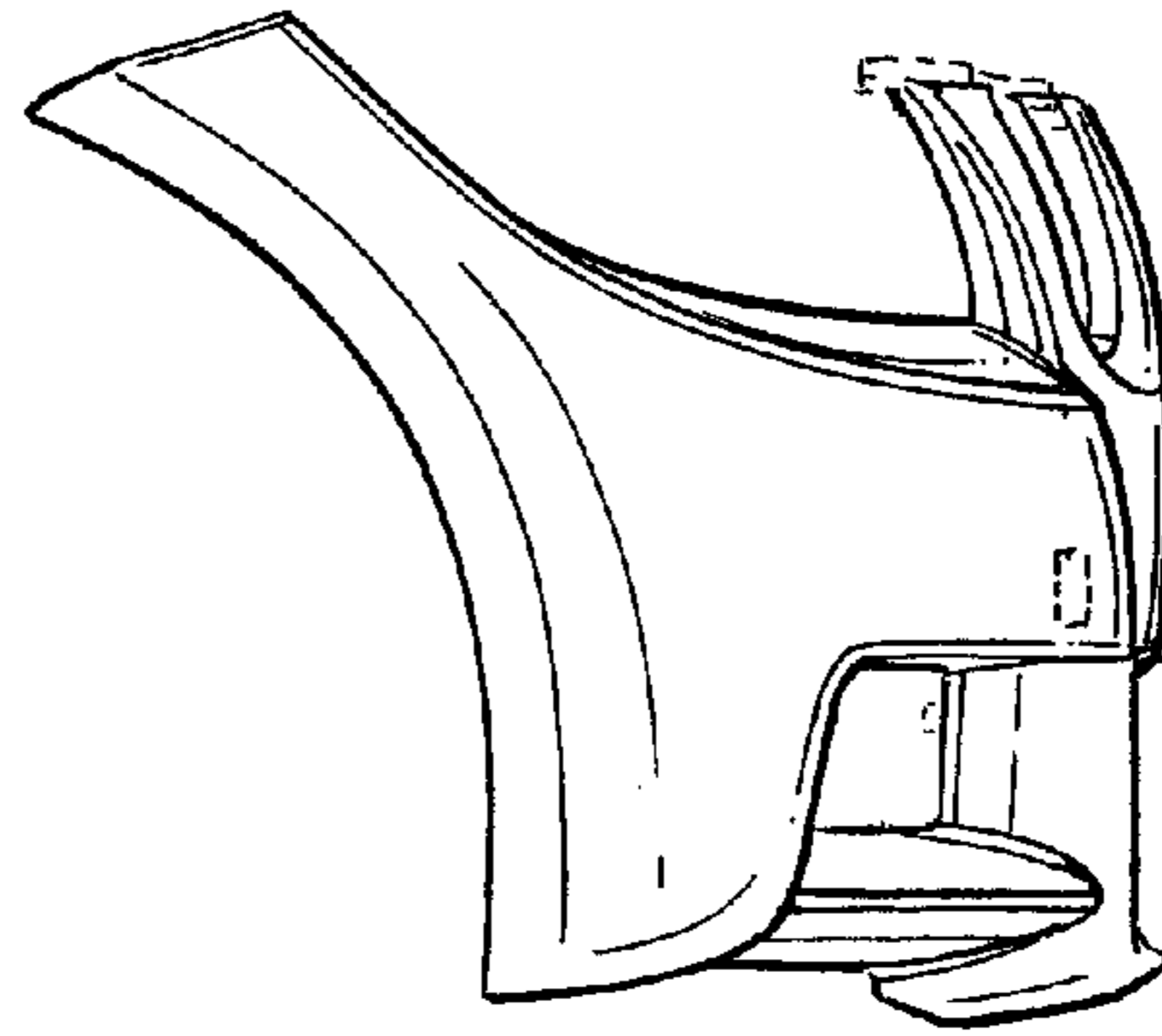


FIG. 5