



US00D532345S

(12) **United States Design Patent**
Kulla et al.

(10) **Patent No.:** **US D532,345 S**

(45) **Date of Patent:** **** Nov. 21, 2006**

(54) **SURFACE CONFIGURATION OF A REAR BUMPER FOR A VEHICLE**

(75) Inventors: **Matthias Kulla**, Leonberg (DE);
Randjit Bhambra,
Tiefenbronn-Muehlhausen (DE)

(73) Assignee: **Dr. Ing. h.c.F. Porsche**
Aktiengesellschaft, Stuttgart (DE)

(**) Term: **14 Years**

(21) Appl. No.: **29/239,205**

(22) Filed: **Sep. 28, 2005**

(30) **Foreign Application Priority Data**

Mar. 29, 2005 (EM) 000316757-0001

(51) **LOC (8) Cl.** **12-16**

(52) **U.S. Cl.** **D12/169**

(58) **Field of Classification Search** D12/90-92,
D12/86, 169, 196, 163; 296/180.1, 180.2;
293/102, 113, 115, 117, 120

See application file for complete search history.

(56) **References Cited**

U.S. PATENT DOCUMENTS

- D401,890 S * 12/1998 Larson et al. D12/91
- D435,815 S * 1/2001 Larson D12/169
- D435,817 S * 1/2001 Lai D12/181
- D436,061 S * 1/2001 Mobius et al. D12/92
- D437,812 S * 2/2001 Lai D12/169

- D438,145 S * 2/2001 Hatter D12/92
- D438,146 S * 2/2001 Larson D12/107
- D438,497 S * 3/2001 Yokomaku D12/190
- D449,254 S * 10/2001 Larson D12/92
- D455,382 S * 4/2002 Gallitzendoerfer et al. D12/196
- D469,393 S * 1/2003 Schlachter D12/196
- D514,481 S * 2/2006 Lai D12/169
- D516,968 S * 3/2006 Sakae et al. D12/169

* cited by examiner

Primary Examiner—Melody N. Brown

(74) *Attorney, Agent, or Firm*—Crowell & Moring LLP

(57) **CLAIM**

The ornamental design for a surface configuration of a rear bumper for a vehicle, as shown and described.

DESCRIPTION

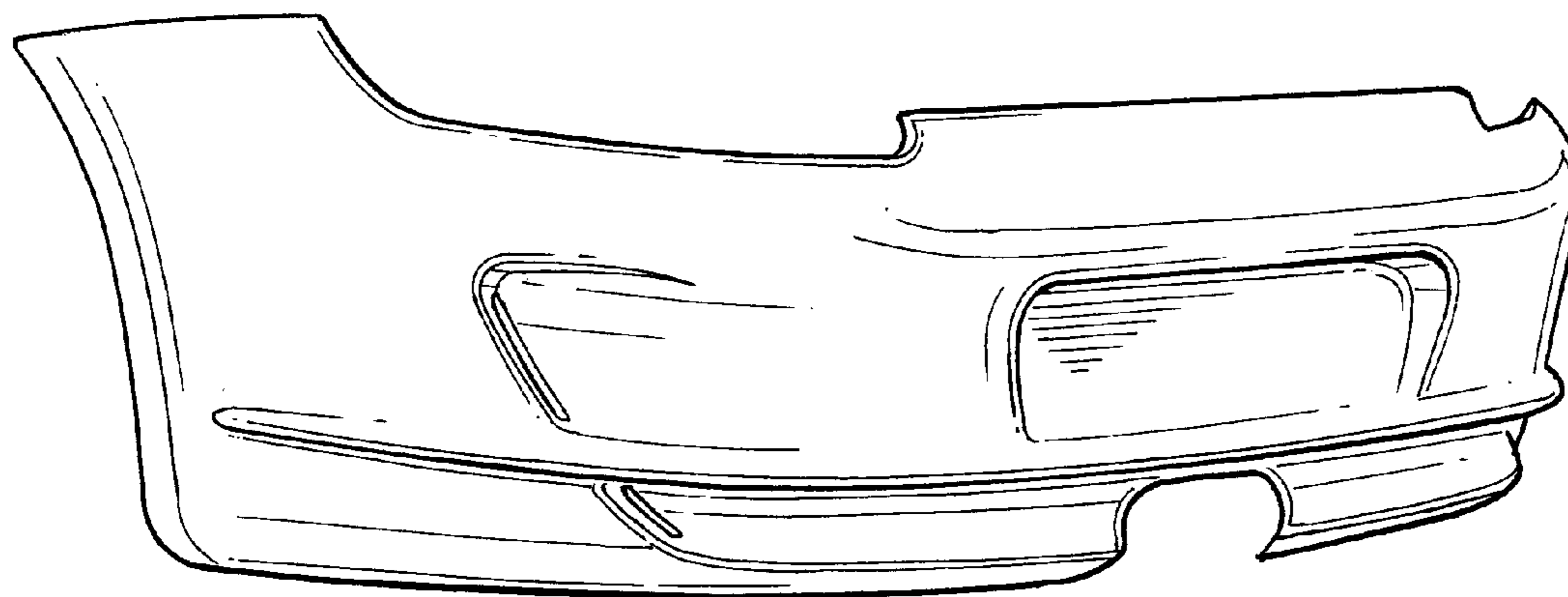
FIG. 1 is a left perspective view of a surface configuration of a rear bumper for a vehicle according to our novel design, the right perspective view being mirror symmetrical;

FIG. 2 is a front view of the surface configuration of a rear bumper for a vehicle according to our novel design;

FIG. 3 is a right perspective view of the surface configuration of a rear bumper for a vehicle according to our novel design, the left perspective view being mirror symmetrical; and,

FIG. 4 is a left side view of the surface configuration of a rear bumper for a vehicle according to our novel design, the right side view being mirror symmetrical.

1 Claim, 2 Drawing Sheets



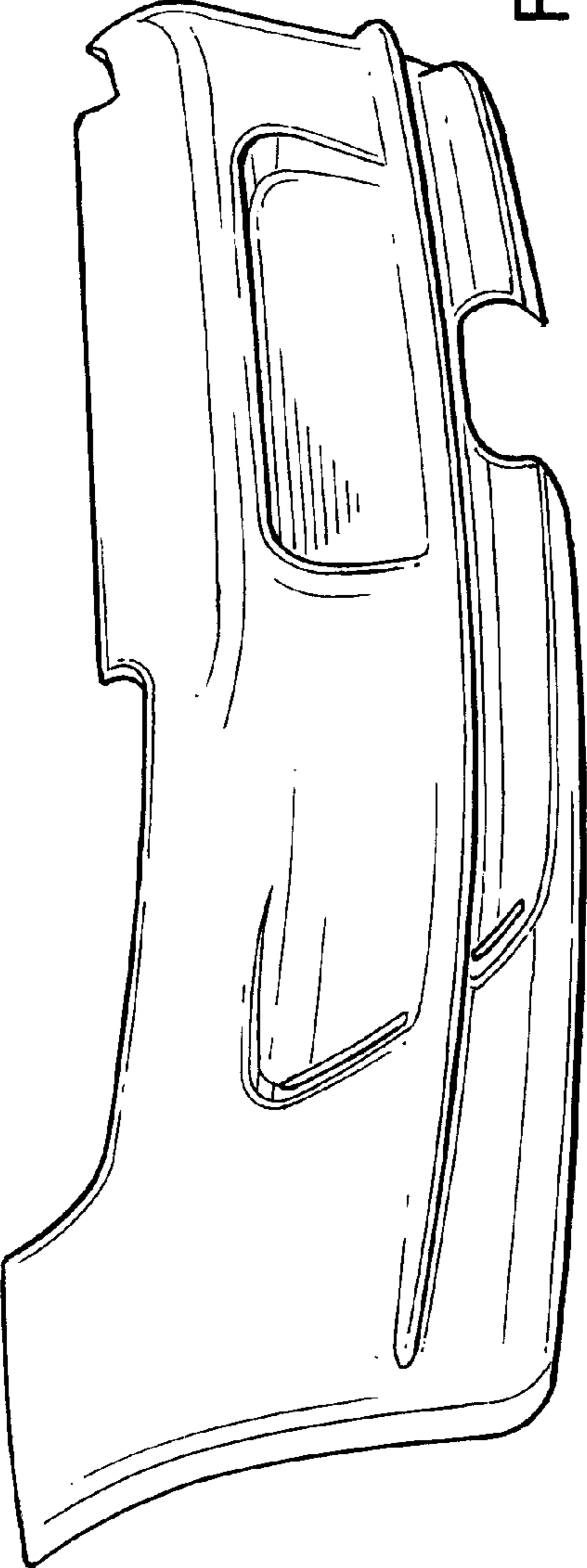


FIG. 1

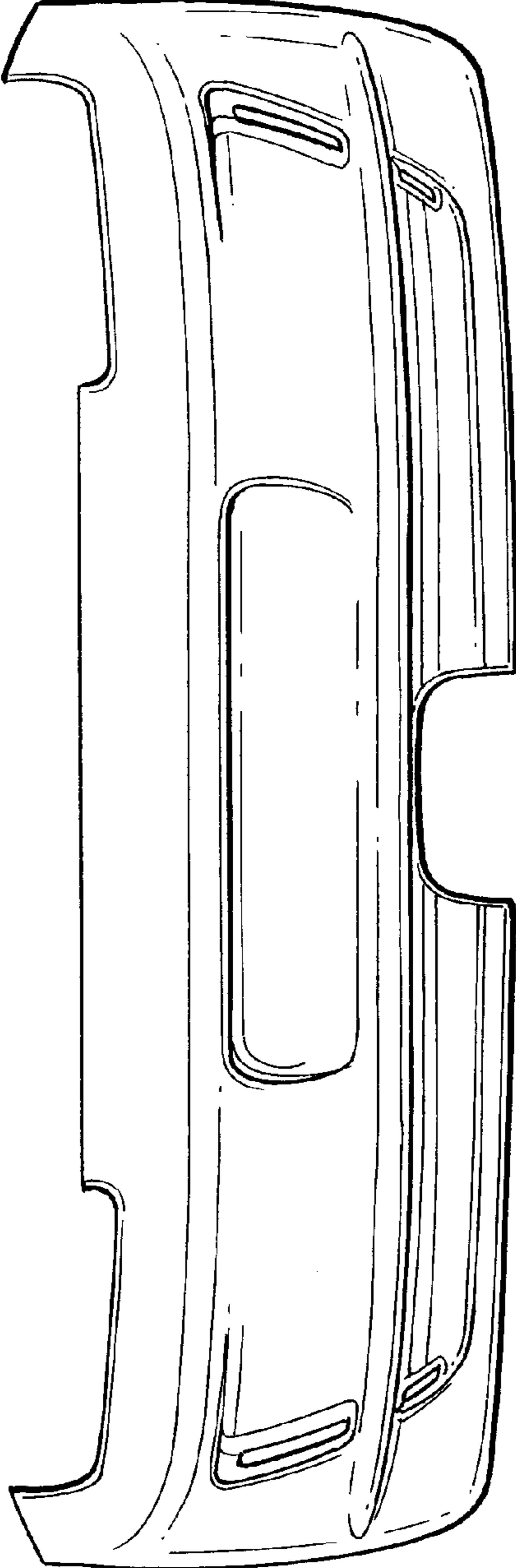


FIG. 2

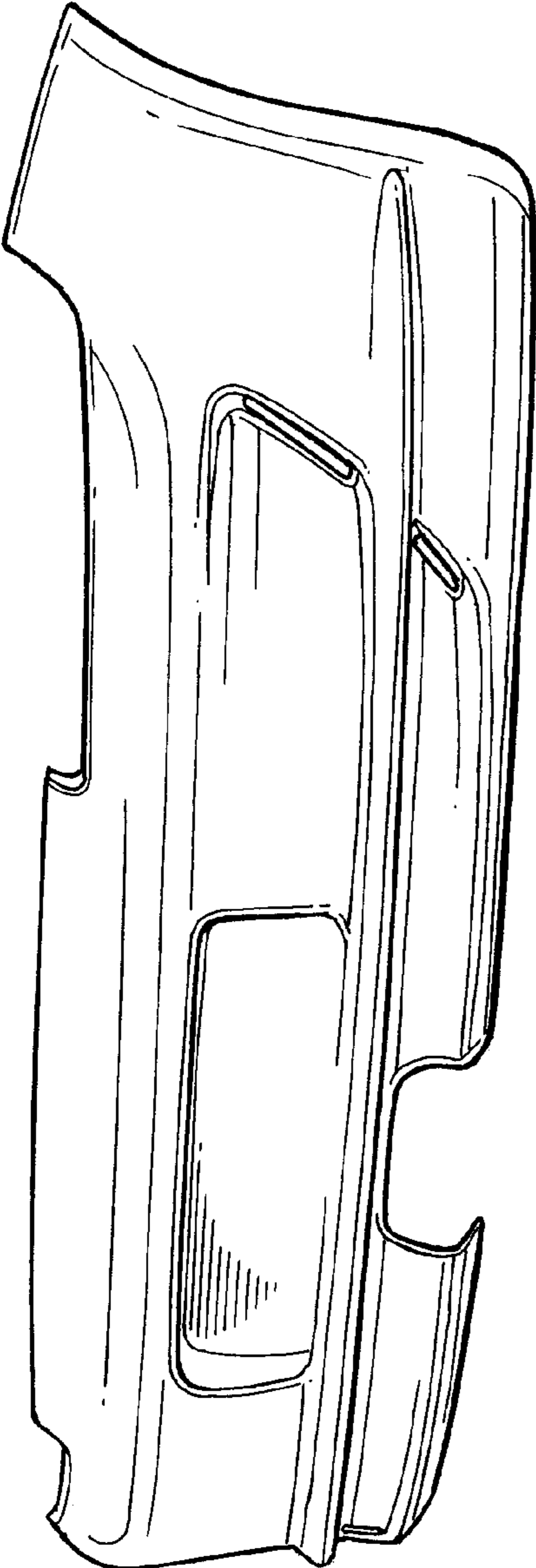


FIG. 3

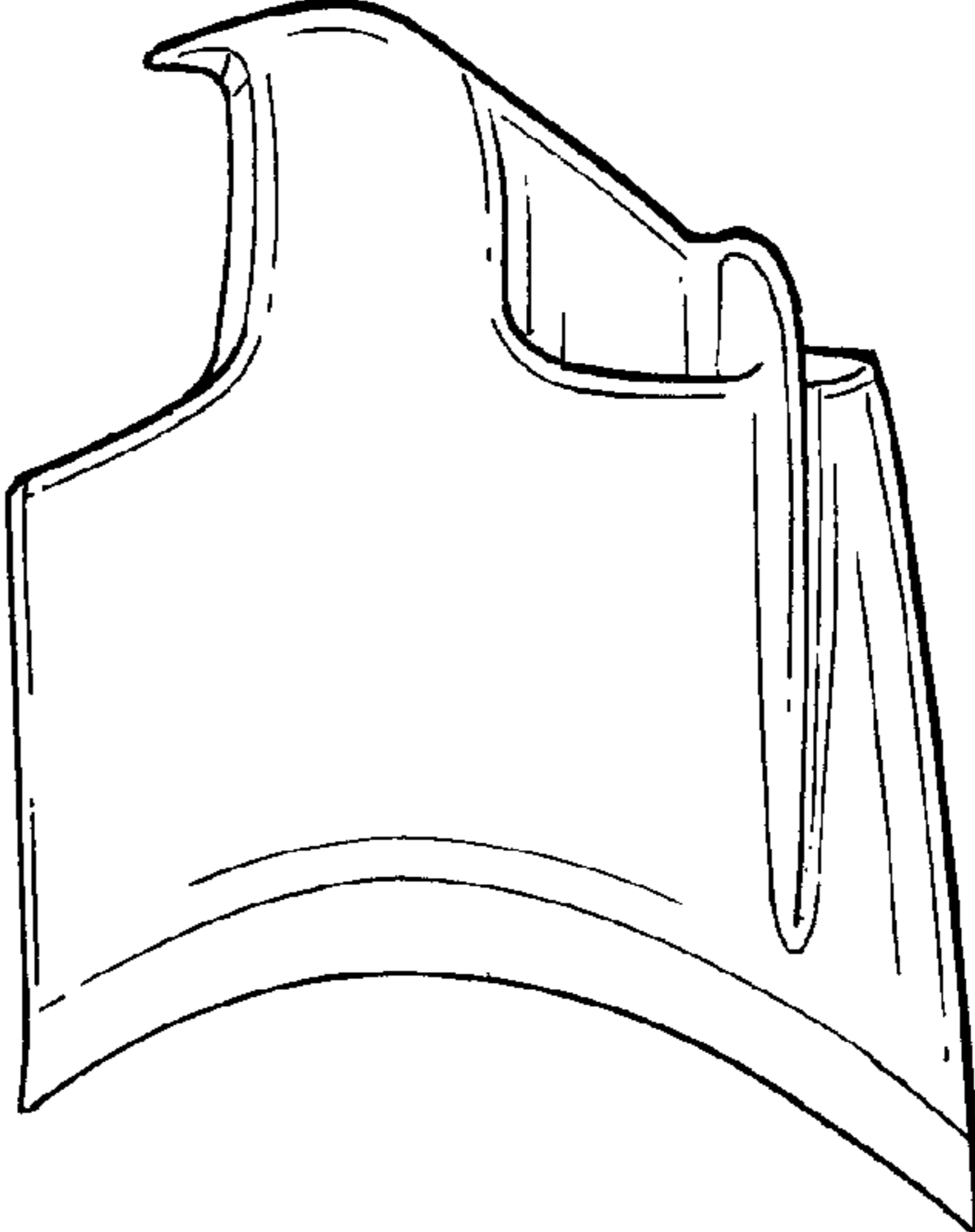


FIG. 4