



US00D532344S

(12) **United States Design Patent** (10) **Patent No.:** **US D532,344 S**
Adams et al. (45) **Date of Patent:** **** Nov. 21, 2006**

(54) **GRILLE INSERT**

(75) Inventors: **Daryl T. Adams**, Louisville, KY (US);
Marcus T. Basham, Louisville, KY
(US)

(73) Assignee: **Flat Part Fabricators, Inc.**, Louisville,
KY (US)

(**) Term: **14 Years**

(21) Appl. No.: **29/223,390**

(22) Filed: **Feb. 11, 2005**

(51) **LOC (8) Cl.** **12-16**

(52) **U.S. Cl.** **D12/163**

(58) **Field of Classification Search** D12/163,
D12/171, 90-92, 216, 169, 196; 180/68.1,
180/68.6; 296/194; 293/102, 113, 115

See application file for complete search history.

(56) **References Cited**

U.S. PATENT DOCUMENTS

D195,196 S	5/1963	Milliken
D425,834 S	5/2000	Sousamian
D456,322 S	4/2002	Horowitz
D459,684 S	7/2002	Sakae
D460,933 S	7/2002	Newton
D464,011 S	10/2002	Cicansky
D466,453 S	12/2002	Elwell et al.
D472,854 S	4/2003	Weber et al.
D473,497 S	4/2003	Leazenby
D473,828 S	4/2003	Leazenby
D475,002 S	5/2003	Leazenby
D476,604 S	7/2003	Longfellow
D478,856 S	8/2003	Cicansky
D479,166 S	9/2003	Tanaka et al.
D479,180 S	9/2003	Cicansky
D480,667 S	10/2003	Price et al.

D484,833 S	1/2004	Kato	
D485,793 S	1/2004	Meza et al.	
D497,333 S	* 10/2004	Elwell et al. D12/163
D497,848 S	11/2004	Elwell et al.	

OTHER PUBLICATIONS

Technical Brochure for "SheetGrilles" by Stull Industries,
1315 W. Flint, Lake Elsinore, CA 92530.

* cited by examiner

Primary Examiner—Melody N. Brown

(74) *Attorney, Agent, or Firm*—Carrithers Law Office
PLLC; David W. Carrithers

(57) **CLAIM**

The ornamental design for a grille insert, as shown and
described.

DESCRIPTION

FIG. 1 is a perspective view of a grille insert in accordance
with my design characterized with hoof prints oriented
toward the center of the grill insert;

FIG. 2 is a front elevation view thereof;

FIG. 3 is a top edge view the bottom edge view being a
mirror image thereof;

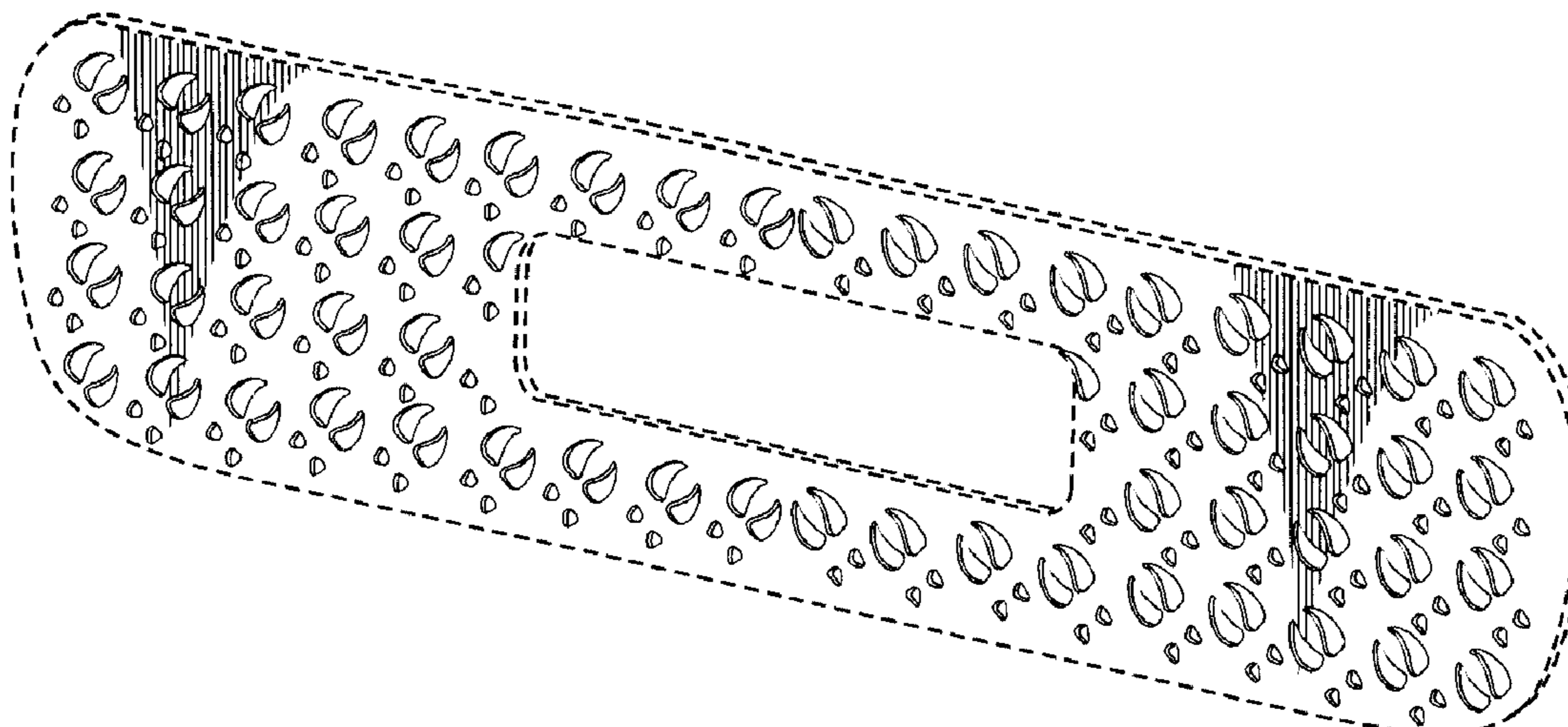
FIG. 4 is a left side edge view the right side edge view being
a mirror image thereof;

FIG. 5 is an alternate embodiment, showing the character-
ized with hoof prints oriented in the same direction; and,
FIG. 6 is a perspective view of the grille insert of FIG. 1
shown attached to a vehicle shown in phantom lines.

The characteristic feature of the design resides in the hoof
print openings formed in the grille insert.

The broken lines showing the body of a vehicle and vehicle
emblem in the center of the grille insert are for illustrative
purposes only and form no part of the claimed design.

1 Claim, 2 Drawing Sheets



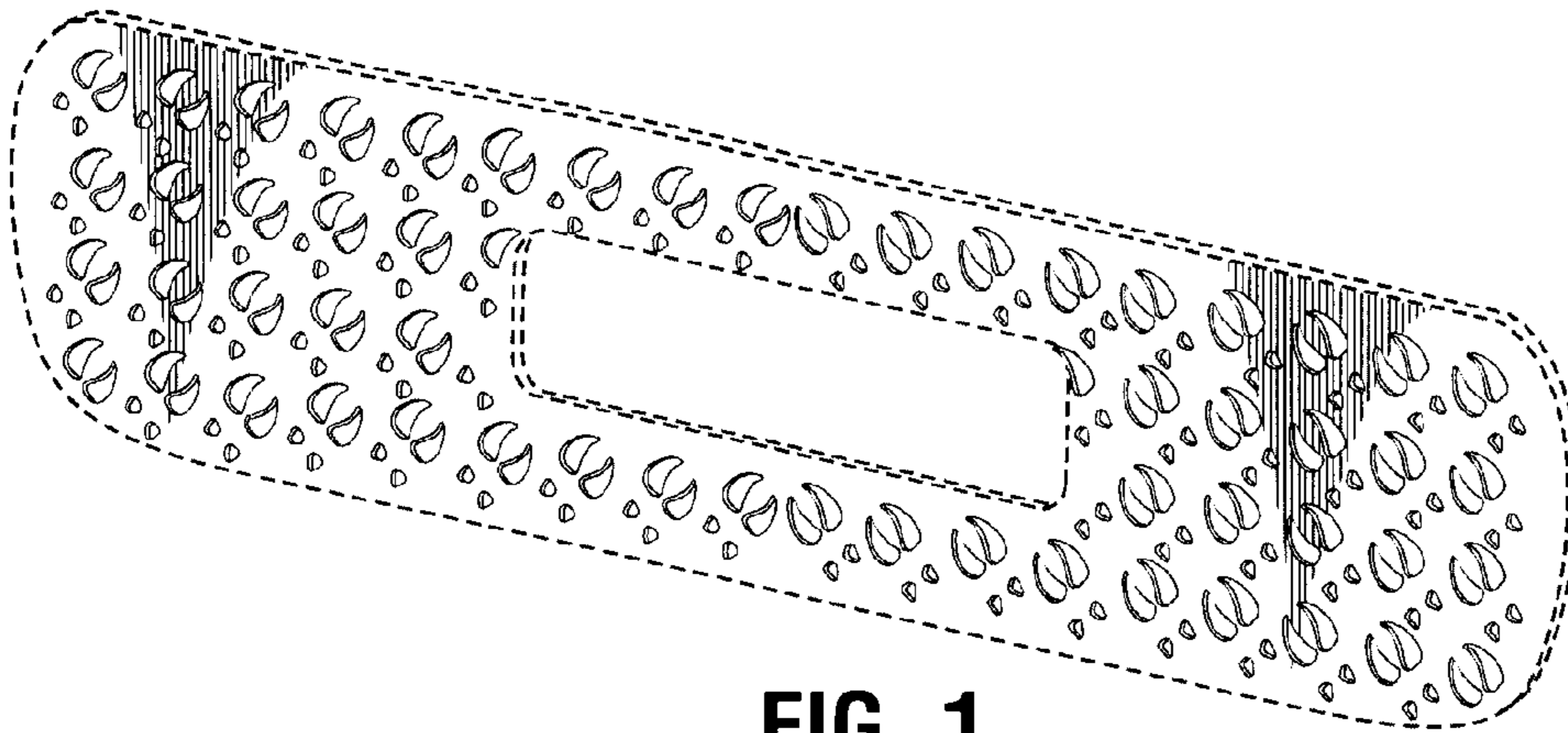


FIG. 1



FIG. 2



FIG. 3

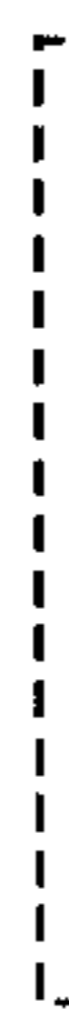


FIG. 4

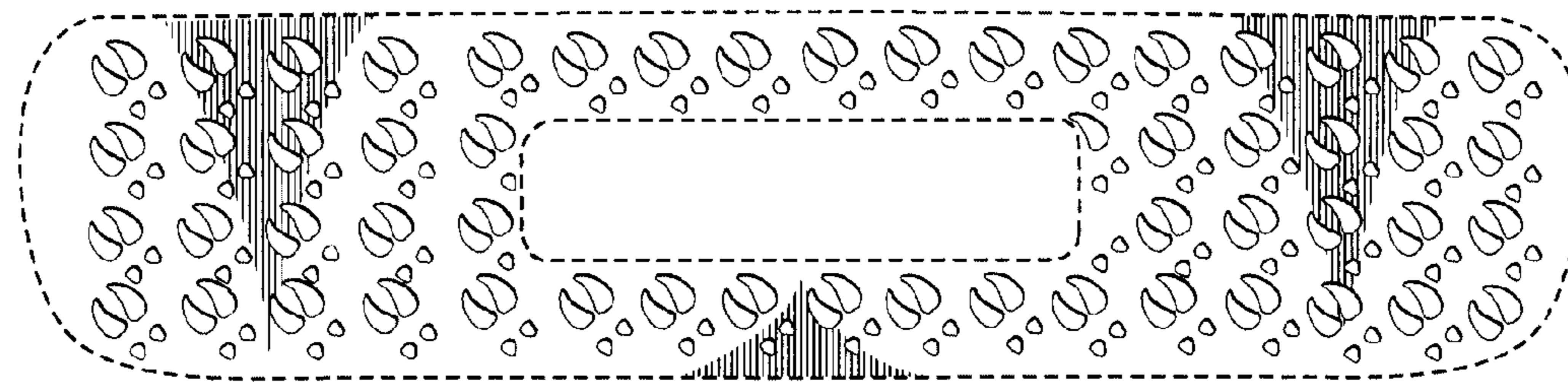


FIG. 5

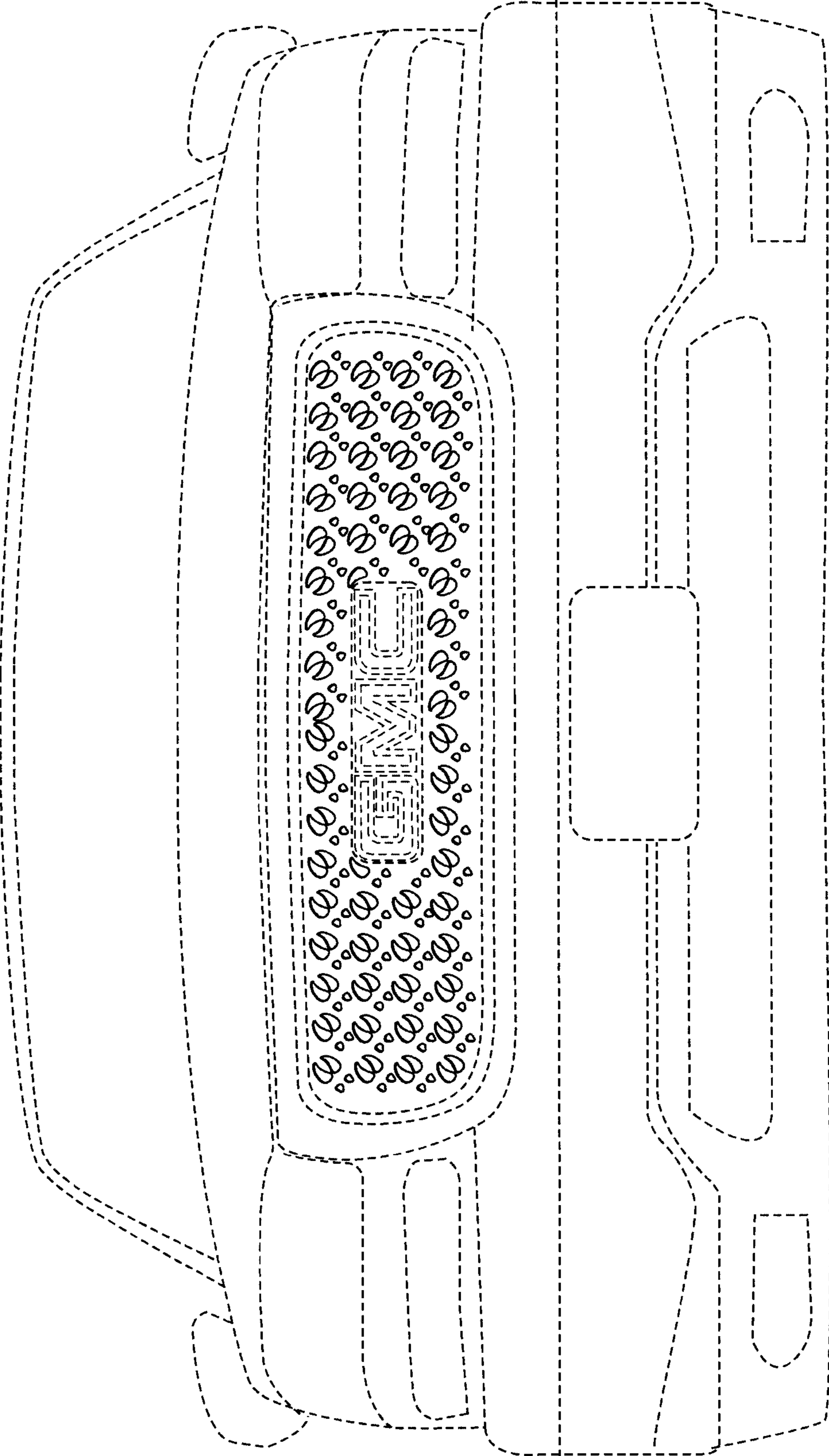


FIG. 6