

US00D532341S

(12) **United States Design Patent** (10) **Patent No.:** **US D532,341 S**
Thomson (45) **Date of Patent:** **** Nov. 21, 2006**

(54) **MOTORCYCLE ACCESSORY FOR KICKSTANDS**

(76) Inventor: **Kevin T. Thomson**, 2463 Penile Rd., Columbus, NC (US) 28722

(**) Term: **14 Years**

(21) Appl. No.: **29/236,971**

(22) Filed: **Aug. 24, 2005**

(51) **LOC (8) Cl.** **12-11**

(52) **U.S. Cl.** **D12/120**

(58) **Field of Classification Search** D12/114,
D12/115, 120; 280/293, 301, 288.4; 248/346.01,
248/346.05, 346.03, 915; D30/147-150;
168/4, 24, 29, 13; D8/301, 305; 59/36, 60-62,
59/67-69; D20/29; D21/387, 404, 416; 473/591
See application file for complete search history.

(56) **References Cited**

U.S. PATENT DOCUMENTS

D224,687 S * 8/1972 Jeckel D30/148
D378,205 S * 2/1997 Hiltz, Jr. D12/120
2004/0035592 A1 * 2/2004 Kolonia, Sr. 168/4

* cited by examiner

Primary Examiner—Ian Simmons

Assistant Examiner—Linda Brooks

(74) *Attorney, Agent, or Firm*—McNair Law Firm, PA;
Cort Flint

(57) **CLAIM**

The ornamental design for a motorcycle accessory for kickstands, as shown and described.

DESCRIPTION

FIG. 1 is a top perspective view of my new design;

FIG. 2 is a top view of my new design;

FIG. 3 is a bottom view of my new design;

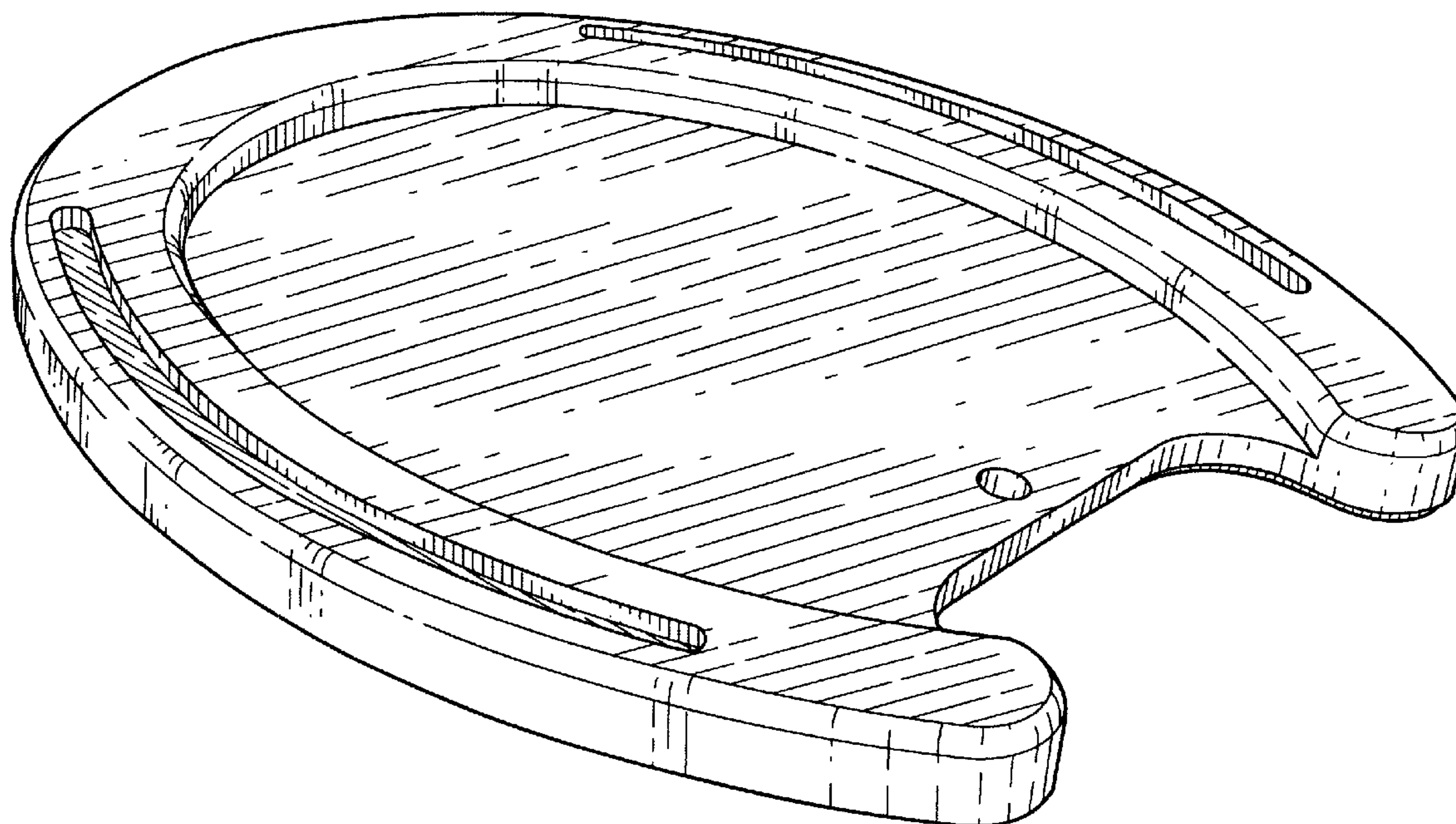
FIG. 4 is an end view of my new design as seen from the right in FIG. 2;

FIG. 5 is an end view of my new design as seen from the left in FIG. 2; and,

FIG. 6 is a side view of my new design as seen from the upper or lower side in FIG. 2.

The broken lines shown are for illustrative purposes only and form no part of the claimed design.

1 Claim, 3 Drawing Sheets



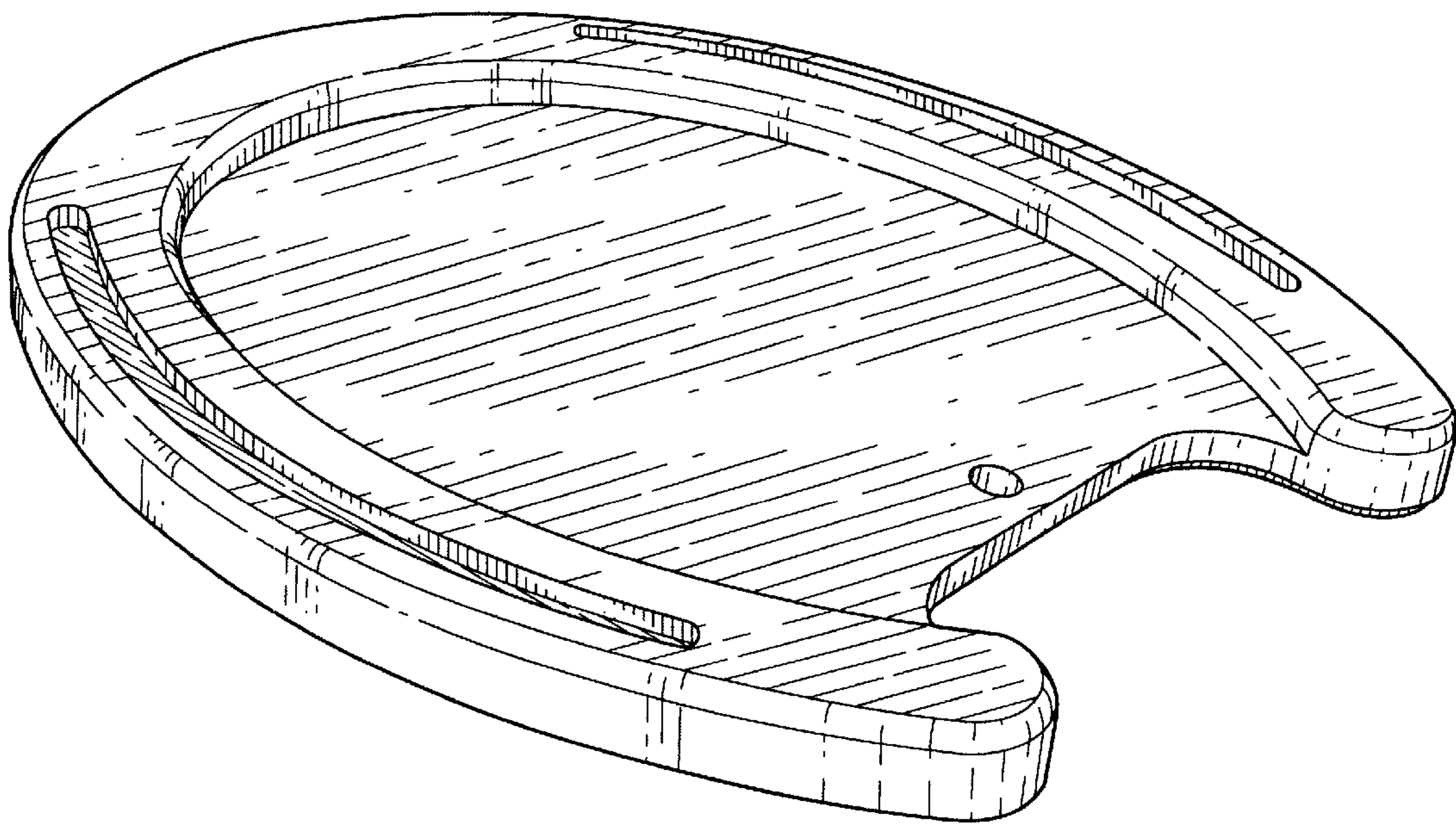


Fig. 1

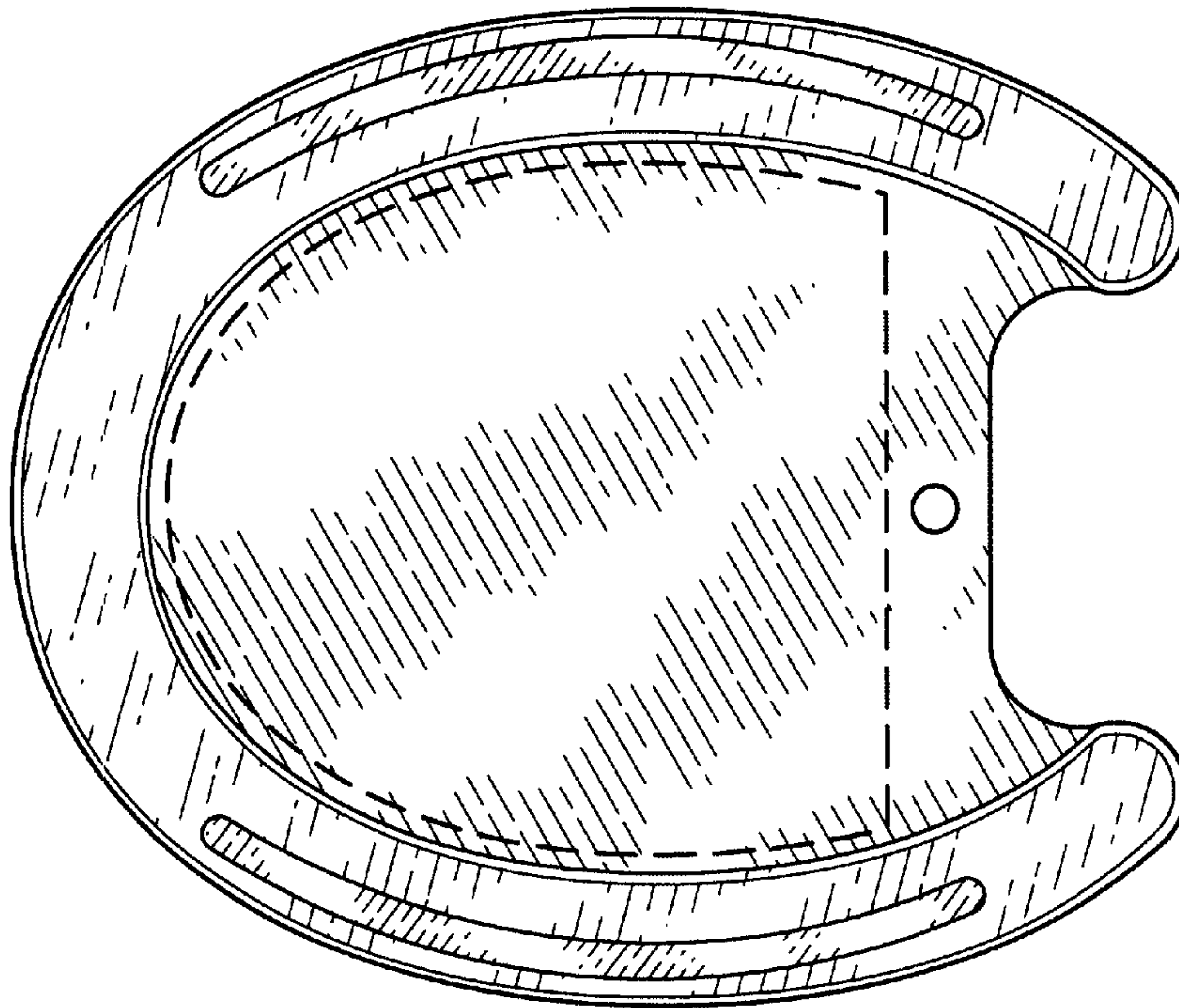


Fig. 2

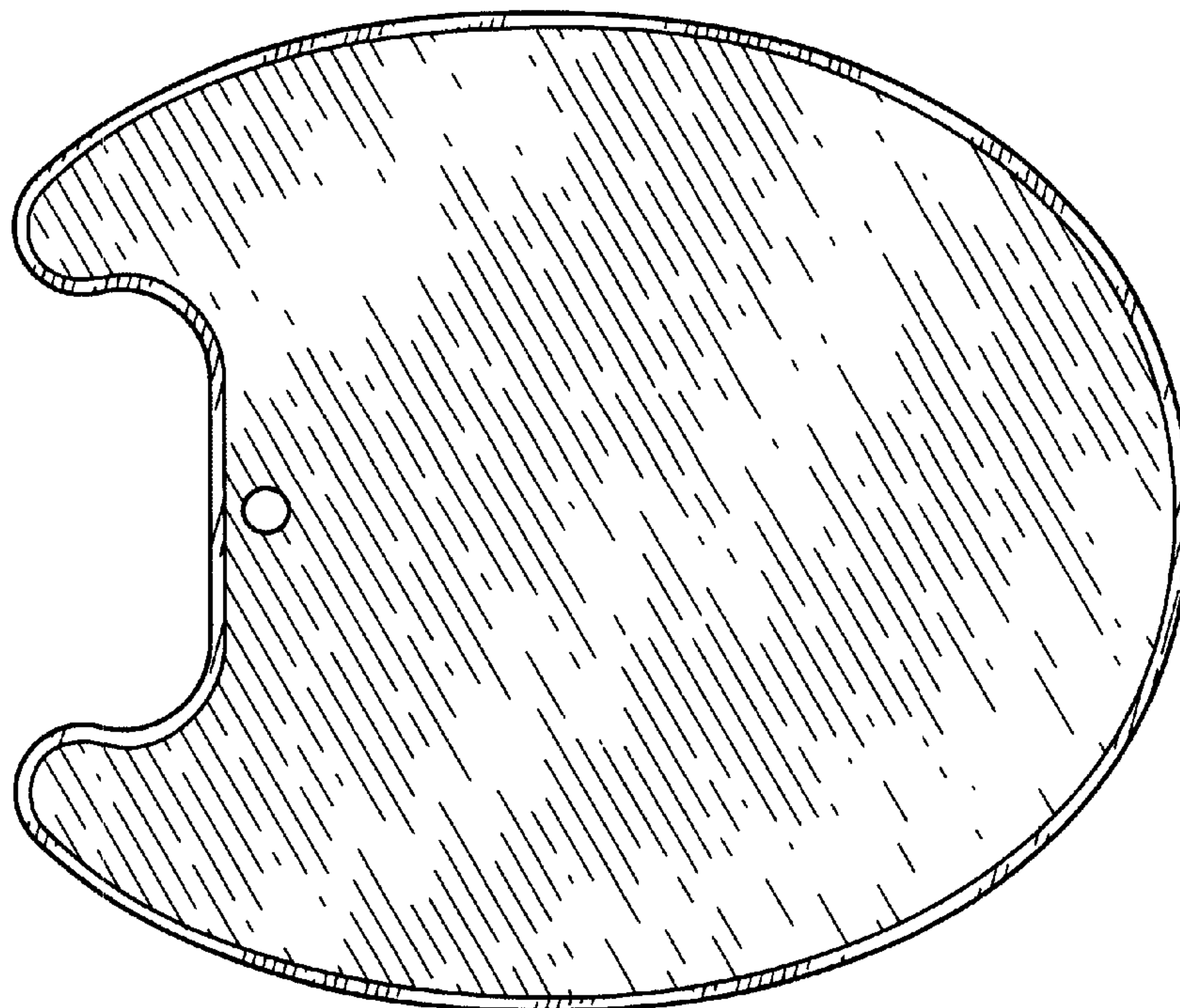


Fig. 3

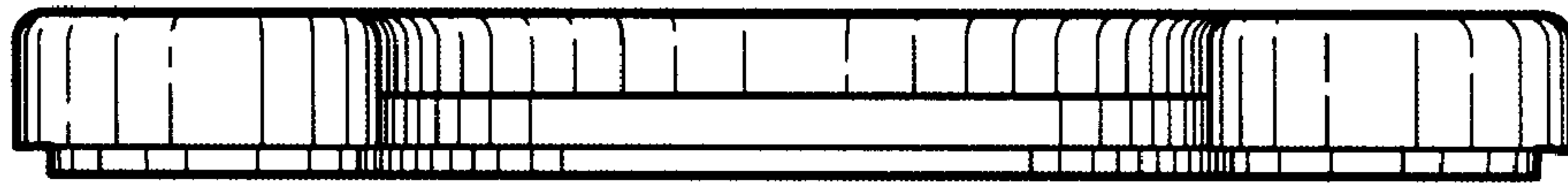


Fig. 4



Fig. 5



Fig. 6