



US00D532326S

(12) **United States Design Patent**
Ishii

(10) **Patent No.:** **US D532,326 S**
(45) **Date of Patent:** **** Nov. 21, 2006**

(54) **CALCULATOR FOR SURVEYING DATE**

(75) Inventor: **Mitsuo Ishii**, Itabashi-ku (JP)

(73) Assignee: **Kabushiki Kaisha TOPCON**, Tokyo (JP)

(**) Term: **14 Years**

(21) Appl. No.: **29/211,020**

(22) Filed: **Aug. 11, 2004**

(30) **Foreign Application Priority Data**

Feb. 16, 2004 (JP) D2004-003938

(51) **LOC (8) Cl.** **10-04**

(52) **U.S. Cl.** **D10/70; D18/7**

(58) **Field of Classification Search** D18/1, D18/2, 6, 7, 11, 12, 12.1, 12.2, 12.3; D10/2, D10/31, 65, 70, 78, 104; D21/512; D14/138, D14/191, 193, 197, 198, 218, 314, 341-347, D14/383-388, 391-396, 399; 33/261, 285, 33/286, 701-719; 235/58 R, 59 A, 59 BC, 235/59 BD, 59 BE, 59 BF, 59 BG, 59 CP, 235/59 R, 59 TP, 60.22, 61 R; 356/4.01, 356/4.05, 5.07, 5.09, 5.12, 5.15, 28.5, 138, 356/139.03, 141.3, 142; 702/5, 150, 158; 708/100, 105, 130

See application file for complete search history.

(56) **References Cited**

U.S. PATENT DOCUMENTS

| | | | | | |
|-------------|---|---------|-----------------|-------|----------|
| D340,717 S | * | 10/1993 | Grimes | | D14/193 |
| D395,303 S | * | 6/1998 | Kawashima | | D18/6 |
| D412,674 S | * | 8/1999 | Kaiser | | D10/65 |
| D416,001 S | * | 11/1999 | Tal et al. | | D14/347 |
| D427,090 S | * | 6/2000 | Washburn et al. | | D10/78 |
| D428,880 S | * | 8/2000 | Du | | D14/314 |
| 6,137,564 A | * | 10/2000 | Schmidt et al. | | 356/4.01 |
| D434,739 S | * | 12/2000 | Hanna et al. | | D14/138 |

| | | | | | |
|-----------------|---|---------|------------------|-------|----------|
| D446,199 S | * | 8/2001 | Xu et al. | | D14/138 |
| D460,368 S | * | 7/2002 | Apotheloz et al. | | D10/70 |
| D462,023 S | * | 8/2002 | Janky et al. | | D10/78 |
| D465,530 S | * | 11/2002 | Hornsby et al. | | D21/329 |
| D472,225 S | * | 3/2003 | Griffin | | D14/138 |
| D472,828 S | * | 4/2003 | Chang | | D10/78 |
| D480,058 S | * | 9/2003 | Chin | | D14/138 |
| 6,813,585 B1 | * | 11/2004 | Leutz et al. | | 702/158 |
| 6,917,414 B1 | * | 7/2005 | Stierle et al. | | 356/4.01 |
| D510,045 S | * | 9/2005 | Lipscomb et al. | | D10/78 |
| D510,533 S | * | 10/2005 | Hoofnagle | | D10/78 |
| D511,113 S | * | 11/2005 | Feldman et al. | | D10/104 |
| 2005/0021283 A1 | * | 1/2005 | Brinton et al. | | 702/150 |

* cited by examiner

Primary Examiner—Robert M Spear
Assistant Examiner—Garth Rademaker

(74) *Attorney, Agent, or Firm*—Jacobson Holman PLLC

(57) **CLAIM**

The ornamental design for a calculator for surveying date, as shown.

DESCRIPTION

FIG. 1 is a perspective view from above right of the calculator for surveying date according to our novel design; FIG. 2 is a front view of the calculator for surveying date of FIG. 1; FIG. 3 is a left side view of the calculator for surveying date of FIG. 1; FIG. 4 is a rear view of the calculator for surveying date of FIG. 1; FIG. 5 is a right side view of the calculator for surveying date of FIG. 1; FIG. 6 is a top plan view of the calculator for surveying date of FIG. 1; and, FIG. 7 is a bottom view of the calculator for surveying date of FIG. 1.

1 Claim, 4 Drawing Sheets

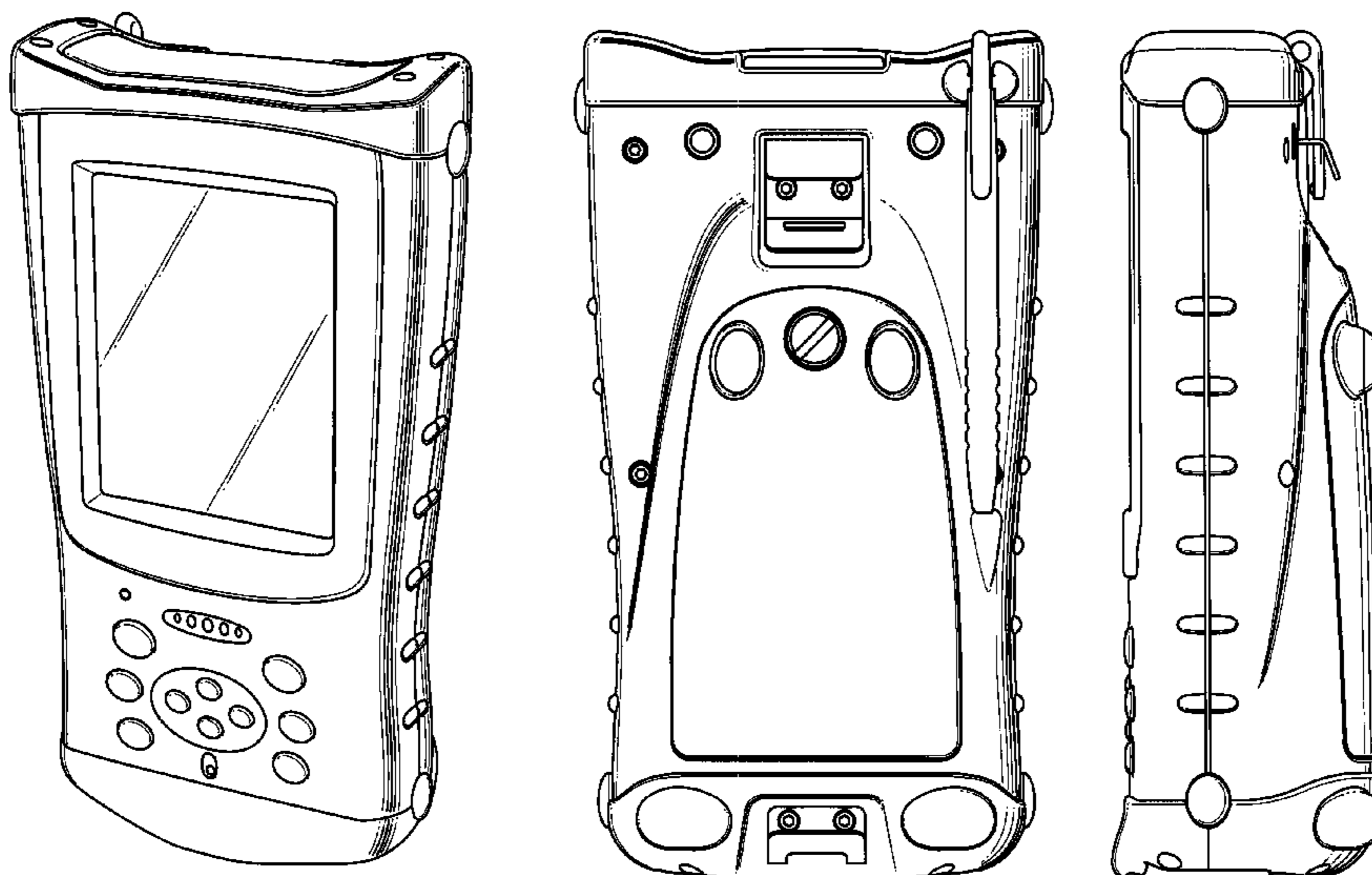


FIG. 1

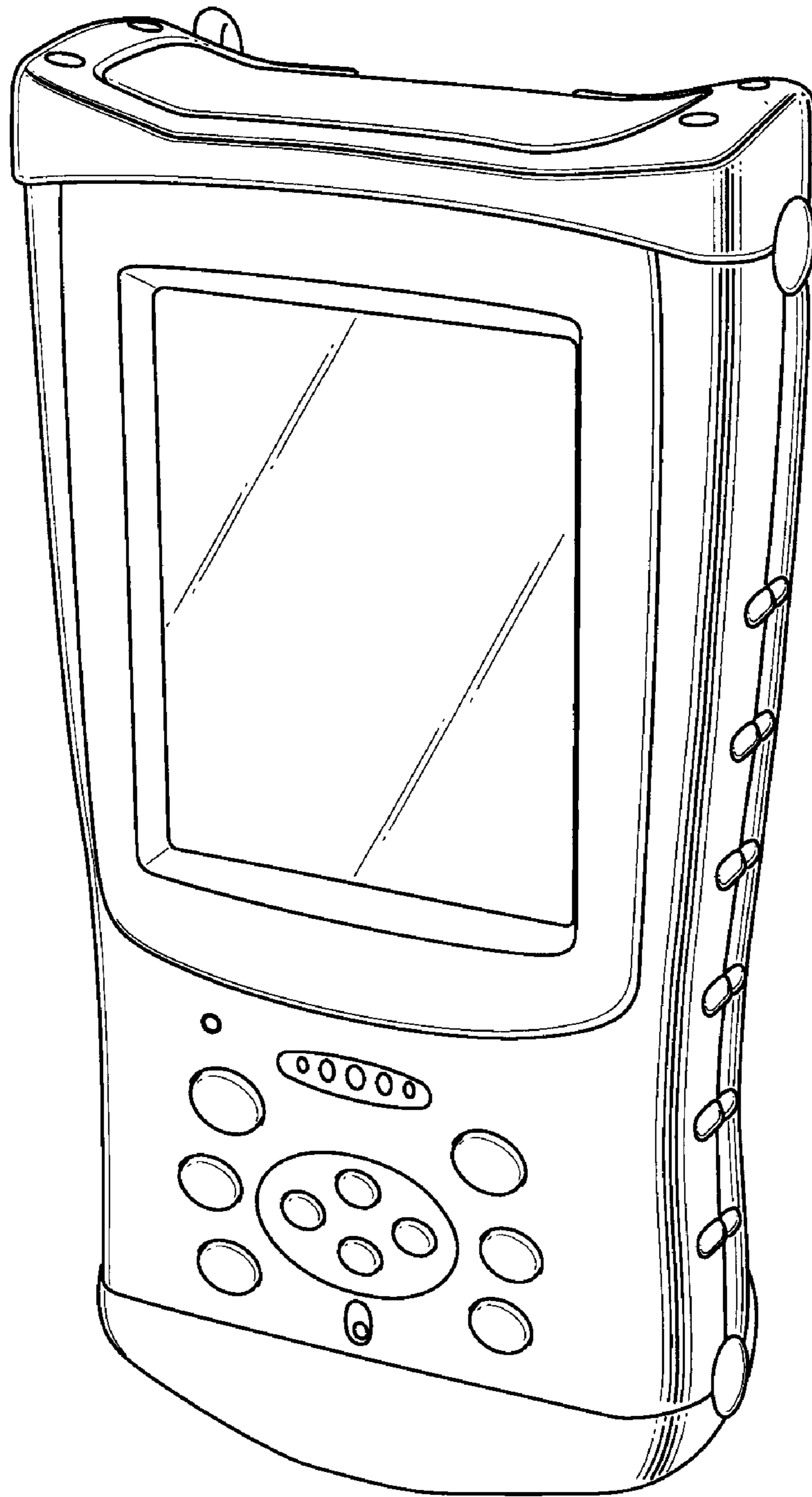


FIG. 2

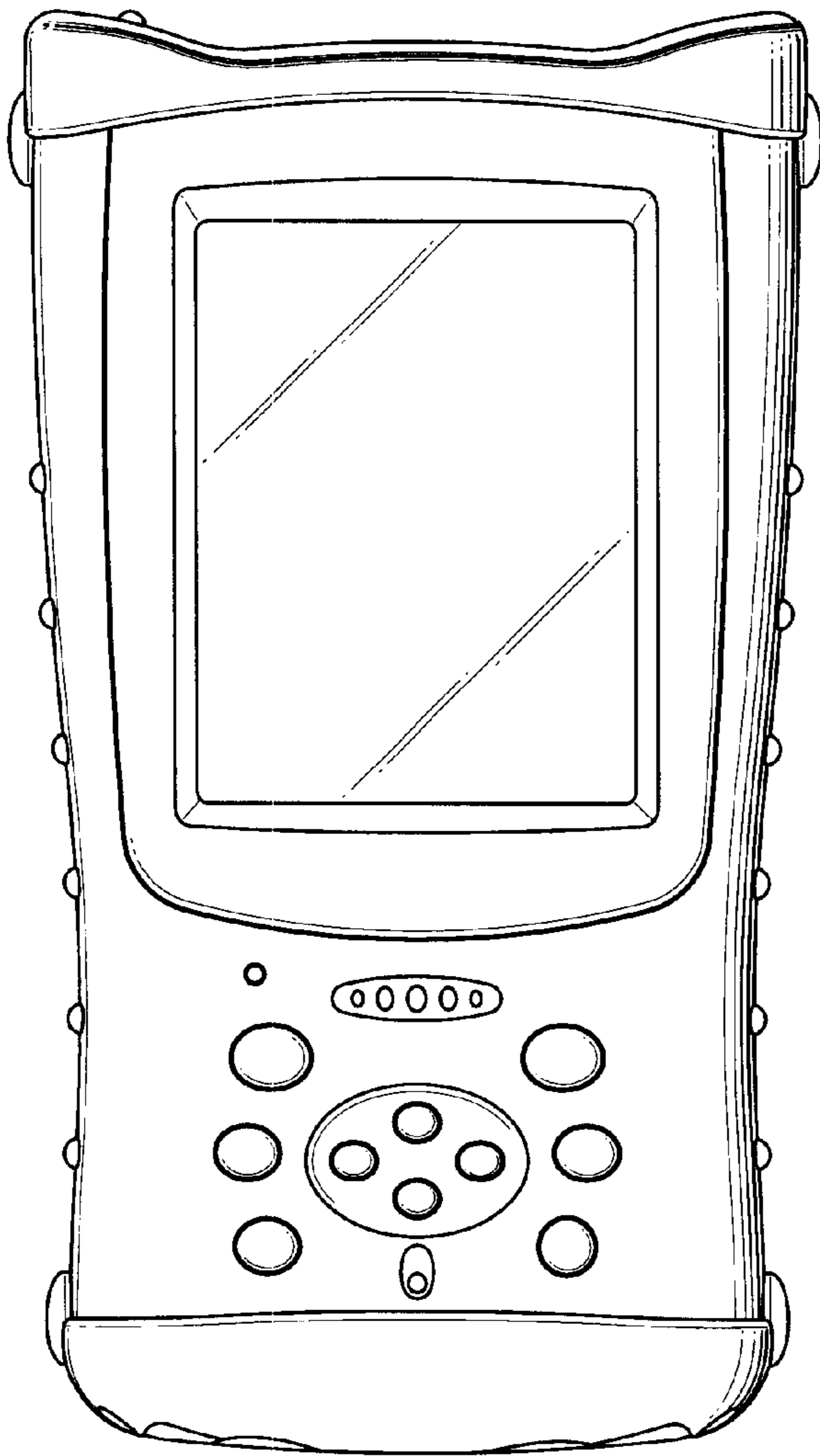


FIG. 3

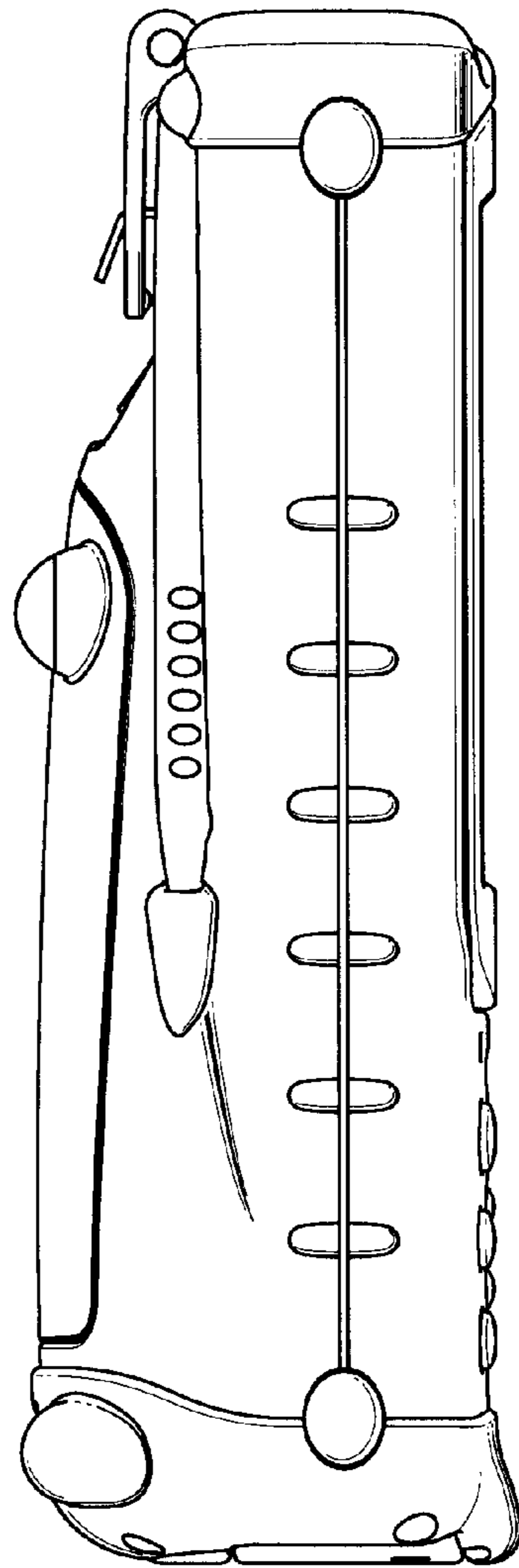


FIG. 4

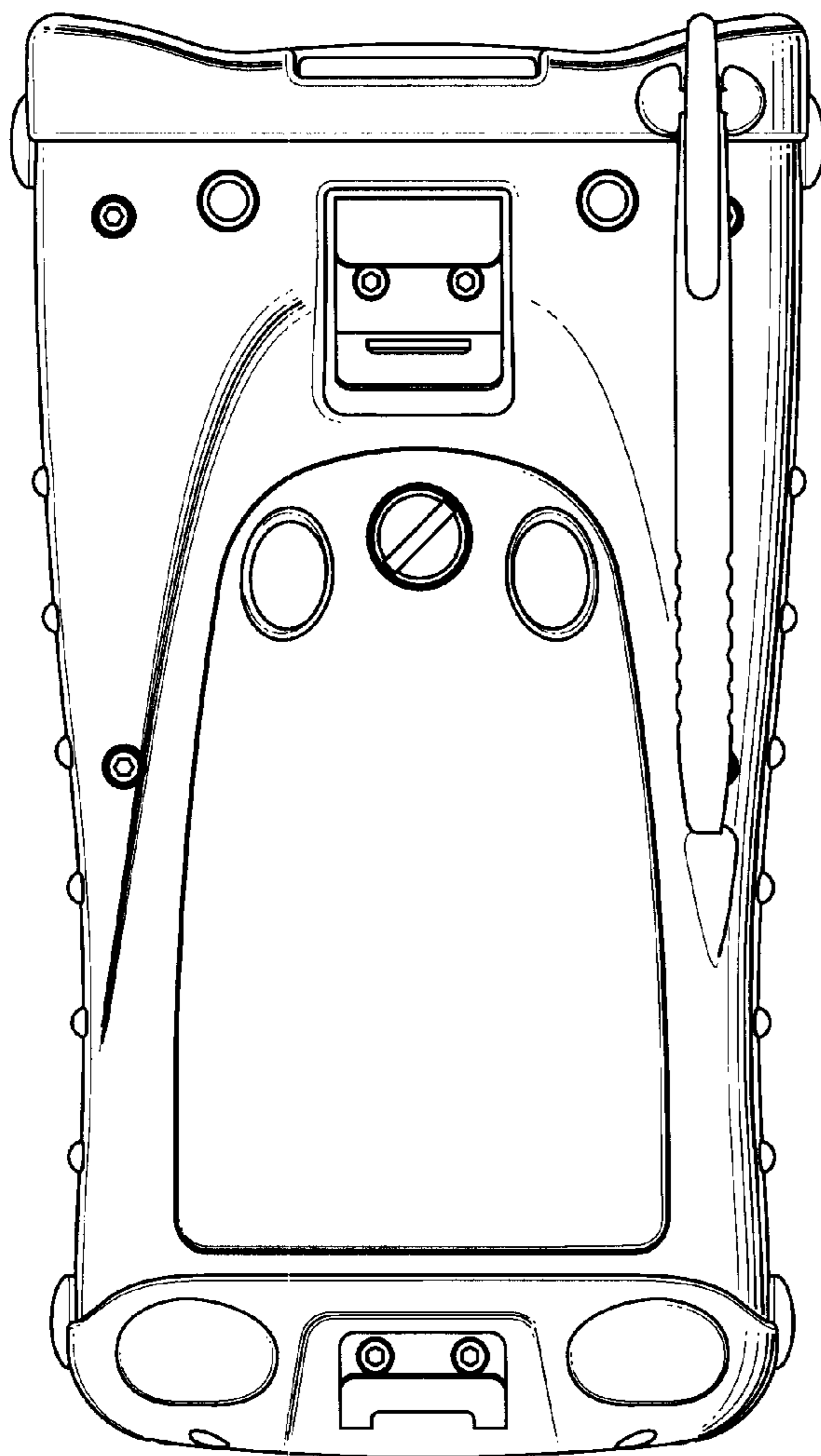


FIG. 5

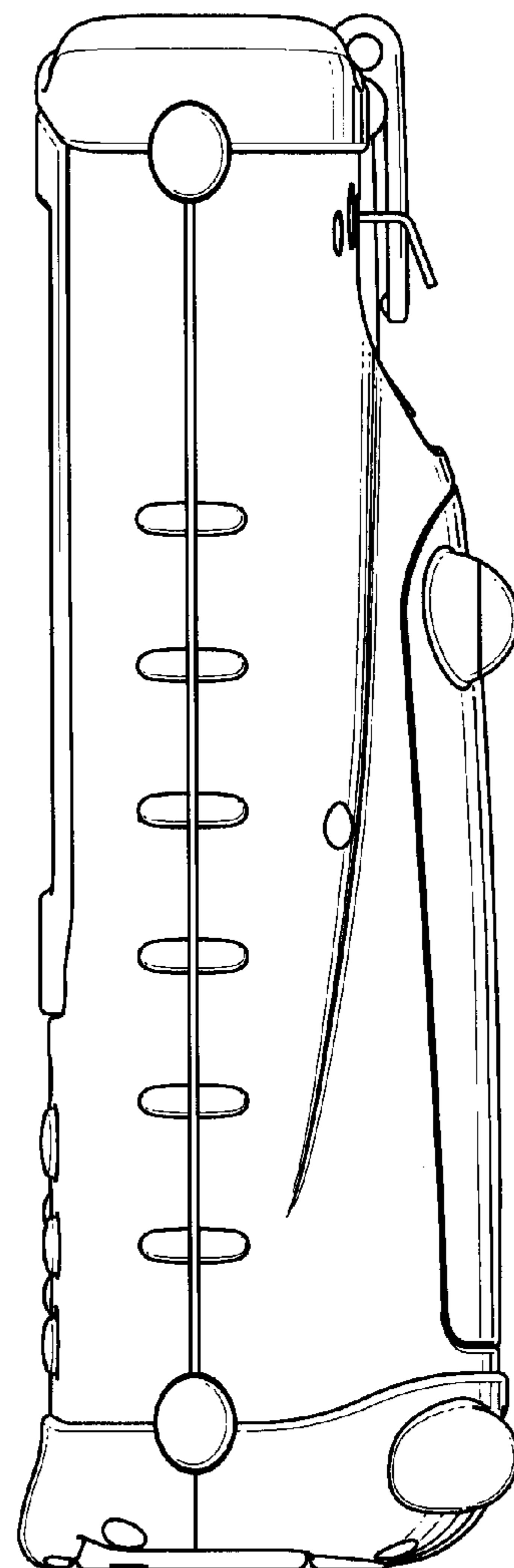


FIG. 6

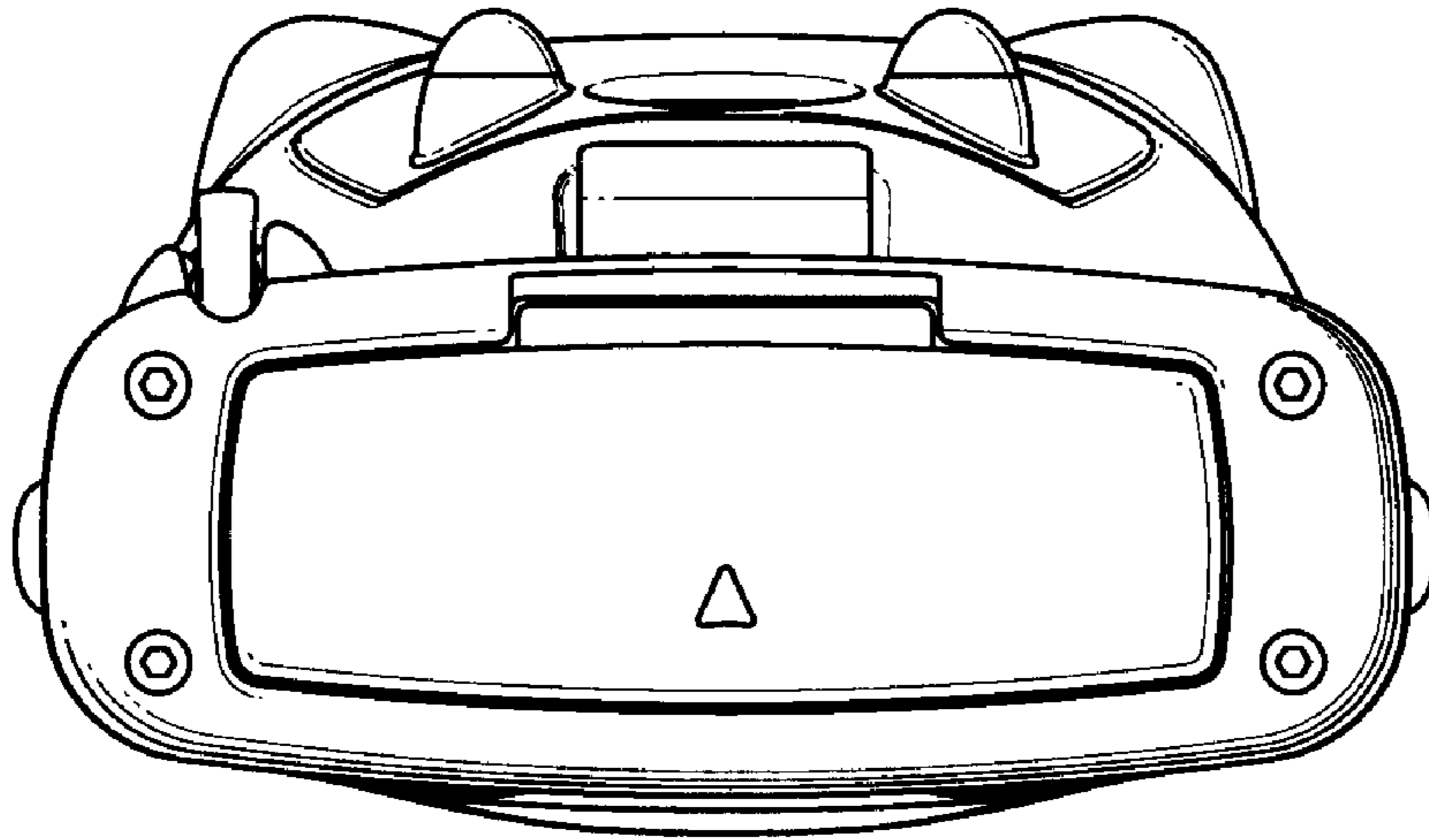


FIG. 7

