



US00D532315S

(12) **United States Design Patent**
Moutinho

(10) **Patent No.:** **US D532,315 S**

(45) **Date of Patent:** **** Nov. 21, 2006**

(54) **PACKAGE**

D303,926 S * 10/1989 Venne et al. D9/725
D326,118 S * 5/1992 Black 401/199

(76) Inventor: **Antonio Sergio Moutinho**, Alameda Franca, 37, Alphaville Barueri (BR)

* cited by examiner

(**) Term: **14 Years**

Primary Examiner—Mitchell Siegel

Assistant Examiner—Shanda C. Hill

(21) Appl. No.: **29/209,282**

(74) *Attorney, Agent, or Firm*—McKee, Voorhees & Sease, P.L.C.

(22) Filed: **Jul. 14, 2004**

(57) **CLAIM**

(51) **LOC (8) Cl.** **09-01**

The ornamental design for a package, as shown and described.

(52) **U.S. Cl.** **D9/725**

(58) **Field of Classification Search** D9/723,
D9/725, 727; D19/65-71, 100; D28/7, 85;
206/235, 285, 581, 823; 401/130, 199, 264,
401/266

DESCRIPTION

See application file for complete search history.

FIG. 1 is a perspective view of a package showing my new design;

FIG. 2 is a side elevational view thereof;

FIG. 3 is an opposite side elevational view thereof;

FIG. 4 is a front elevational view thereof;

FIG. 5 is a rear elevational view thereof;

FIG. 6 is a top plan view thereof; and,

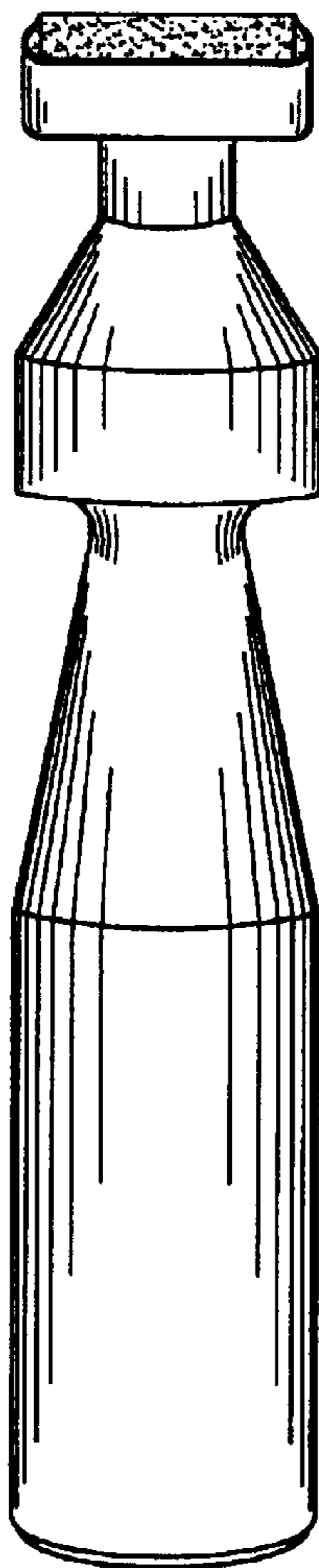
FIG. 7 is a bottom plan view thereof.

(56) **References Cited**

U.S. PATENT DOCUMENTS

D111,908 S * 10/1938 Lerner D19/71
D161,051 S * 11/1950 Piccoli D28/85
D271,049 S * 10/1983 Du Cret D28/7
D274,697 S * 7/1984 Venne D9/725

1 Claim, 2 Drawing Sheets



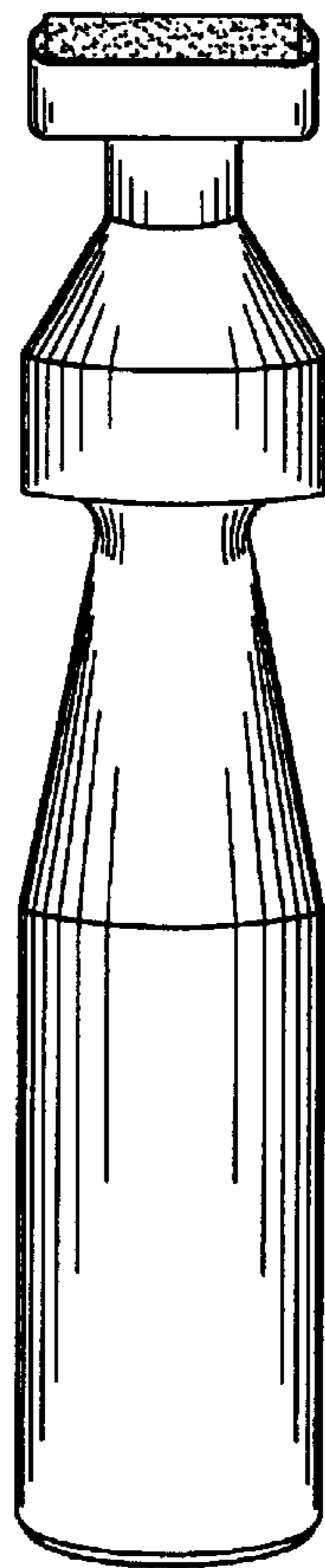


Fig. 1

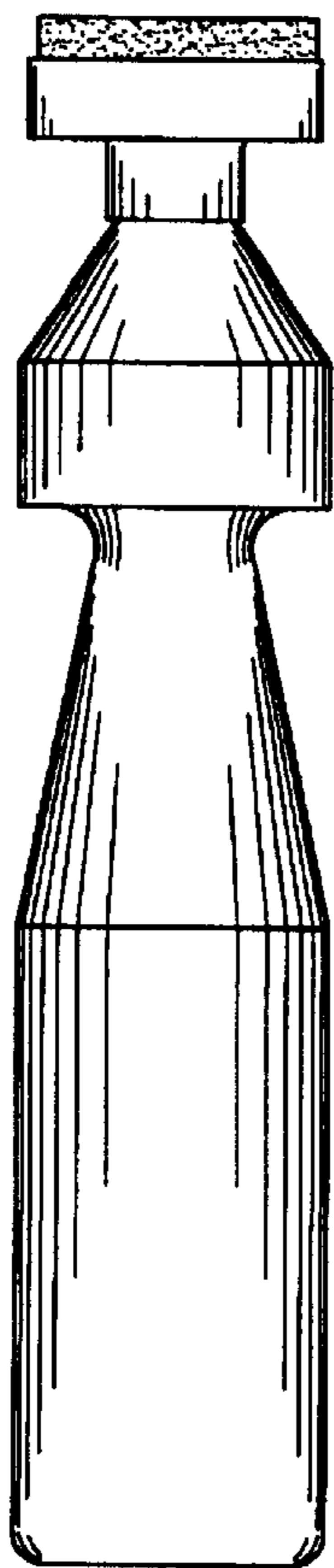


Fig. 2

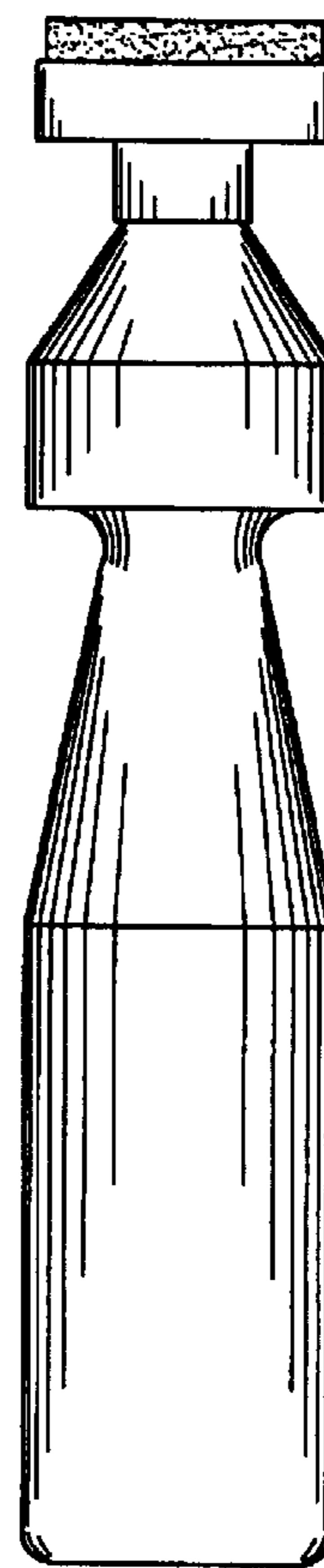


Fig. 3

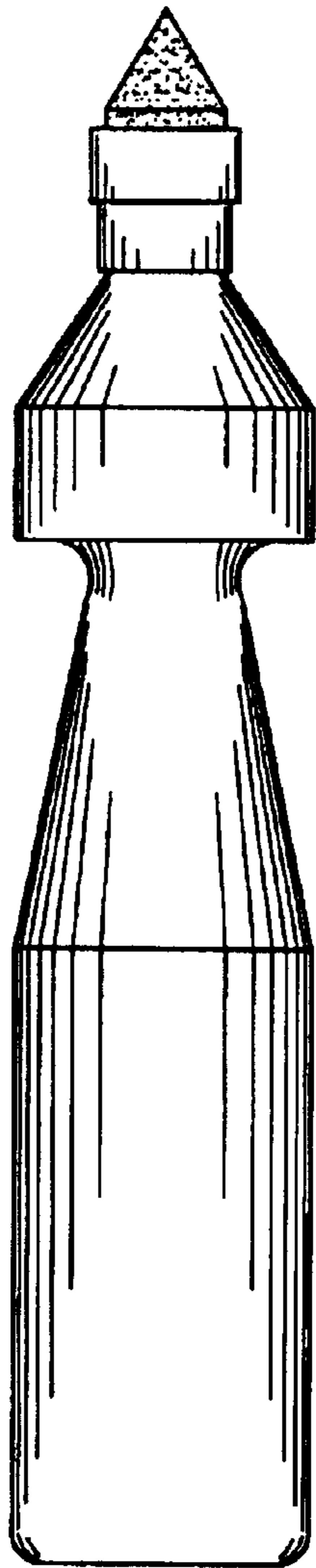


Fig. 4




Fig. 5

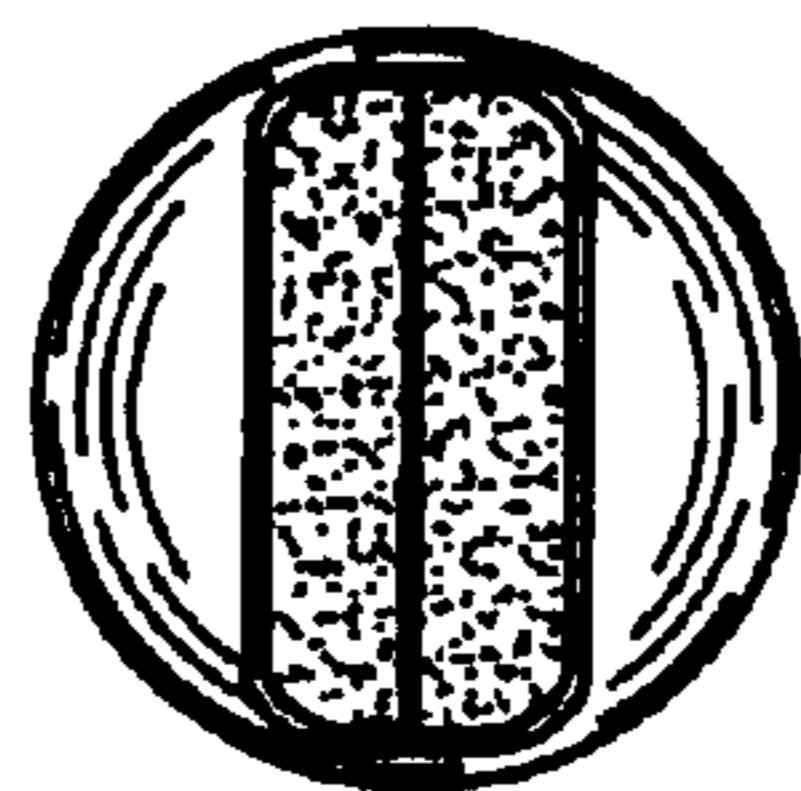


Fig. 6

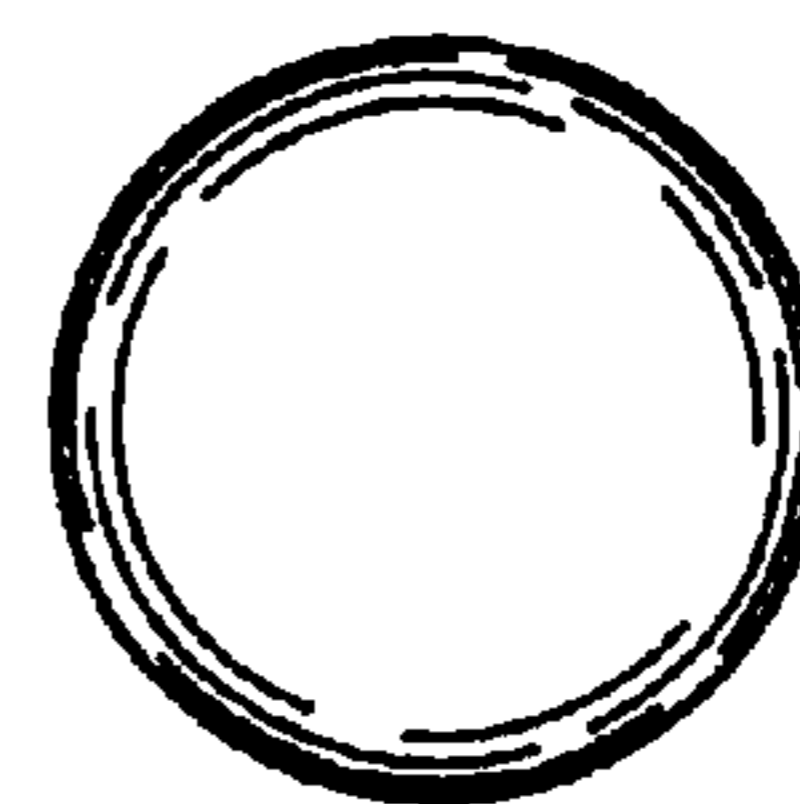


Fig. 7