



US00D532313S

(12) **United States Design Patent**  
**Stolle**

(10) **Patent No.:** **US D532,313 S**

(45) **Date of Patent:** **\*\* Nov. 21, 2006**

(54) **BOTTLE**

(75) Inventor: **Jens Stolle**, Crailsheim (DE)

(73) Assignee: **SHB GmbH & Co., KG**, Crailsheim (DE)

(\*\*) Term: **14 Years**

D407,304 S	*	3/1999	Crawford	.....	D9/682
D417,850 S	*	12/1999	Miller	.....	D9/542
D464,874 S	*	10/2002	Tune et al.	.....	D9/682
D475,298 S	*	6/2003	Corrigan et al.	.....	D9/529
D476,573 S	*	7/2003	Diete	.....	D9/529
D480,113 S	*	9/2003	Hanson et al.	.....	D20/28
D489,626 S	*	5/2004	Pitassi	.....	D9/542
D513,992 S	*	1/2006	Boyd	.....	D9/529

(21) Appl. No.: **29/212,917**

(22) Filed: **Sep. 10, 2004**

(30) **Foreign Application Priority Data**

Mar. 11, 2004 (EM) ..... 000145446

(51) **LOC (8) Cl.** ..... **09-01**

(52) **U.S. Cl.** ..... **D9/542; D9/551; D9/552**

(58) **Field of Classification Search** ..... D9/516,  
D9/522, 529, 541-542, 550-552, 557, 563-565,  
D9/570-571, 574, 723-729, 682, 686-694,  
D9/449; 215/12.1-12.2, 13.1, 384; 220/660,  
220/662, 669, 675

See application file for complete search history.

(56) **References Cited**

**U.S. PATENT DOCUMENTS**

D109,928 S	*	5/1938	Williams	.....	D9/551
D323,293 S	*	1/1992	Gutkowski	.....	D9/529
D343,361 S	*	1/1994	More	.....	D9/529
D379,931 S	*	6/1997	Crawford	.....	D9/540
D392,194 S	*	3/1998	Leunis	.....	D9/545
D398,537 S	*	9/1998	Henderson et al.	.....	D9/542

**FOREIGN PATENT DOCUMENTS**

EM	000145446-0003	*	3/2004
EM	000269667-0001	*	12/2004
EM	000333430-0001	*	4/2005

\* cited by examiner

*Primary Examiner*—Carol Rademaker

(74) *Attorney, Agent, or Firm*—Venable LLP; Robert Kinberg; Manni Li

(57) **CLAIM**

The ornamental design for a bottle, as shown and described.

**DESCRIPTION**

FIG. 1 is a perspective view from the front-top-right side of the bottle showing our new design;

FIG. 2 is a front view of the design shown in FIG. 1;

FIG. 3 is a rear view of the design shown in FIG. 1;

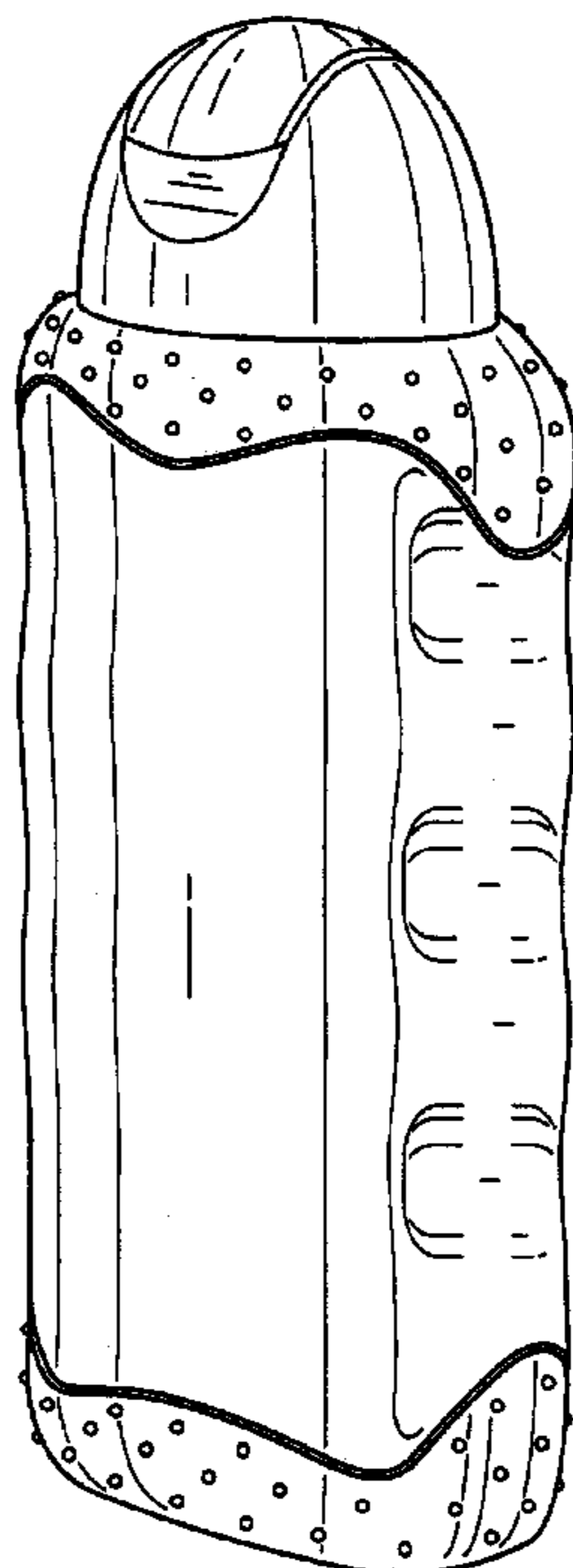
FIG. 4 is a right side view of the design shown in FIG. 1;

FIG. 5 is a left side view of the design shown in FIG. 1;

FIG. 6 is a top view of the design shown in FIG. 1; and,

FIG. 7 is a bottom view of the design shown in FIG. 1.

**1 Claim, 7 Drawing Sheets**



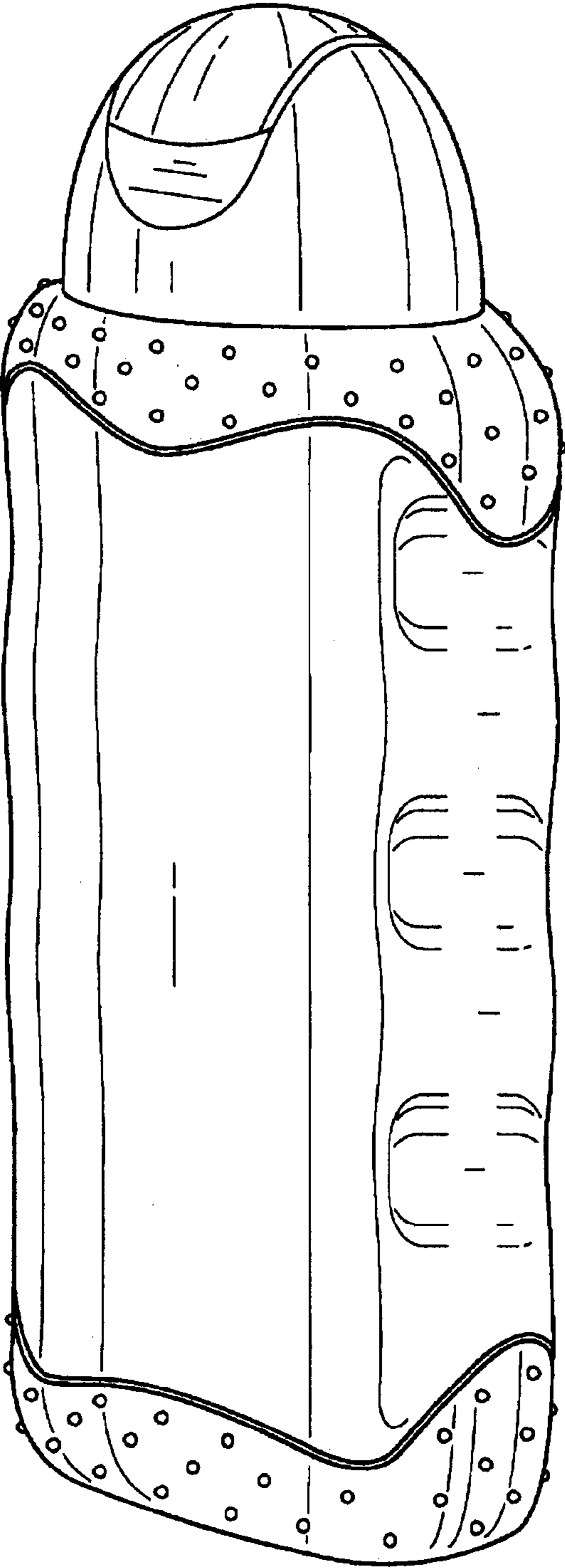


FIG. 1

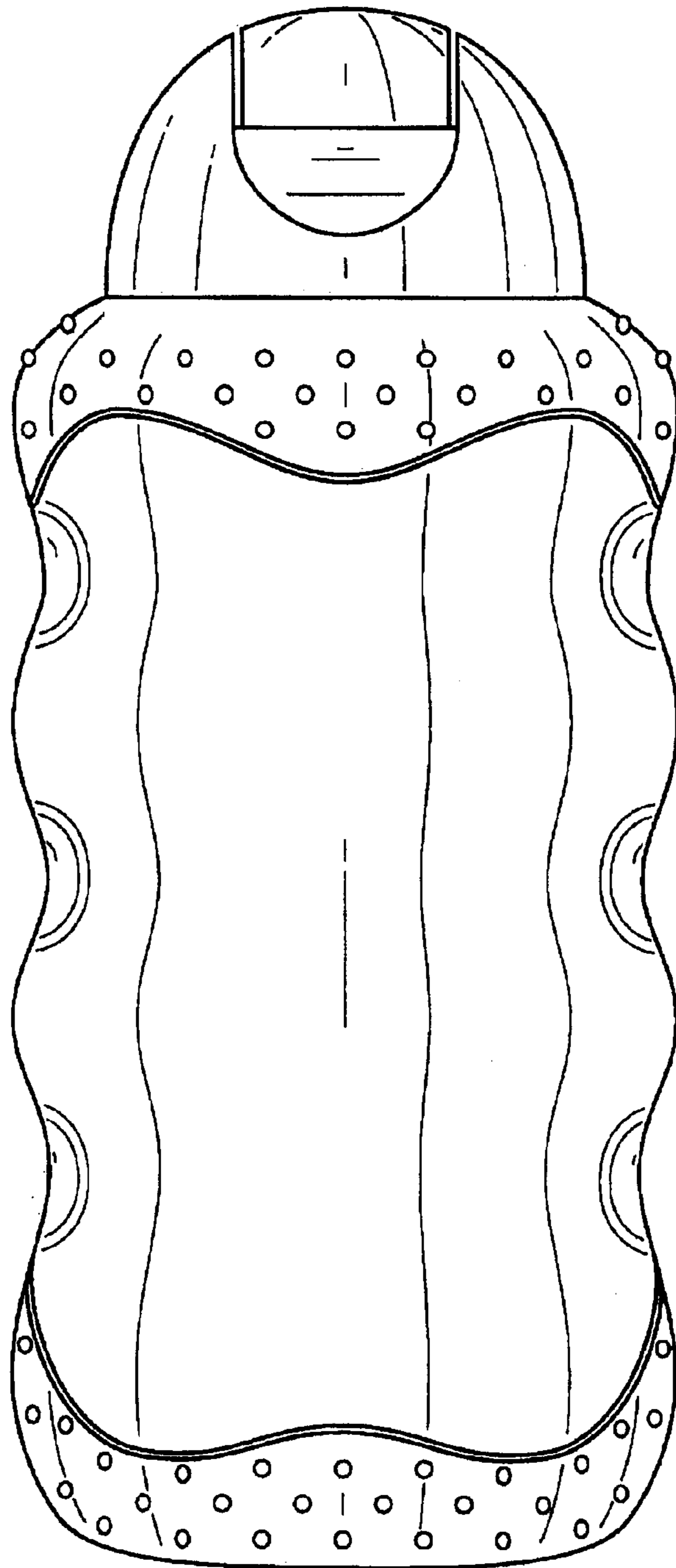


FIG. 2

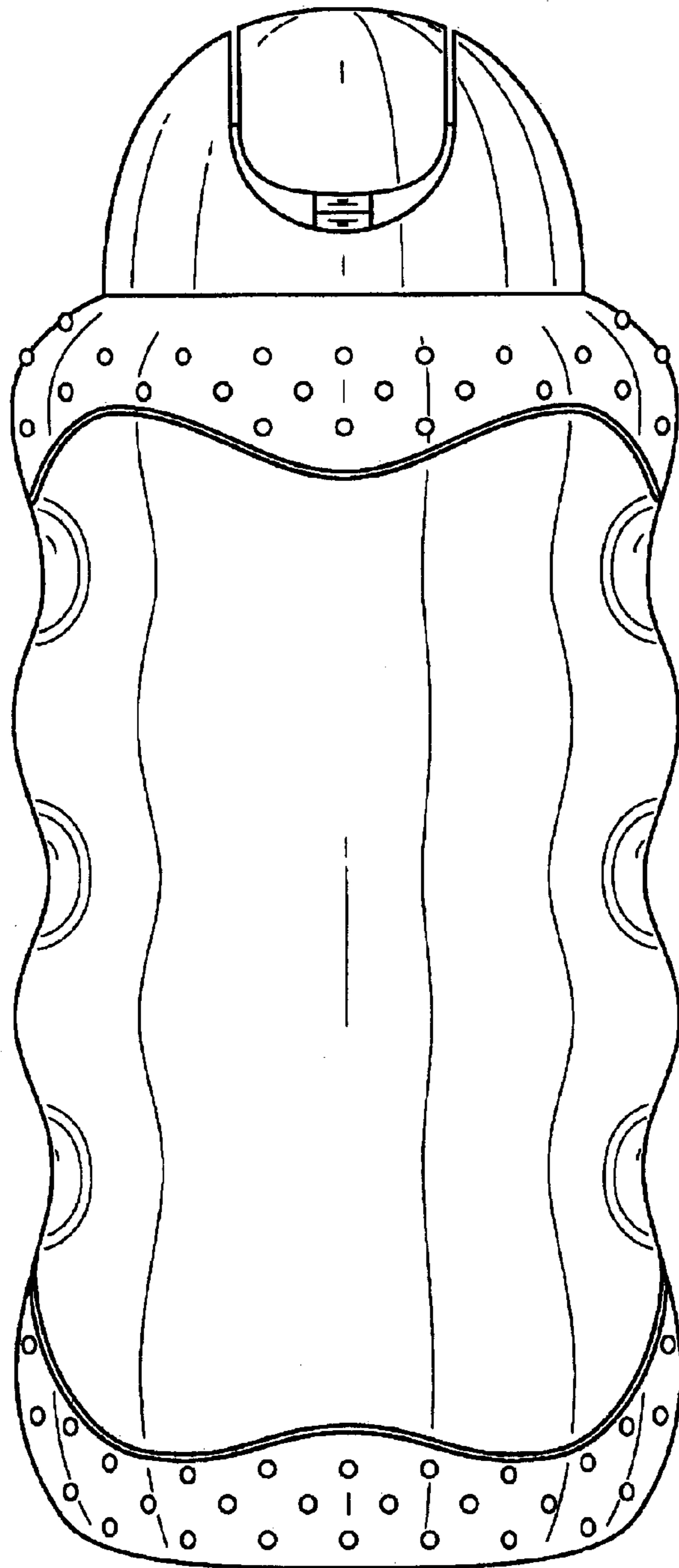


FIG. 3

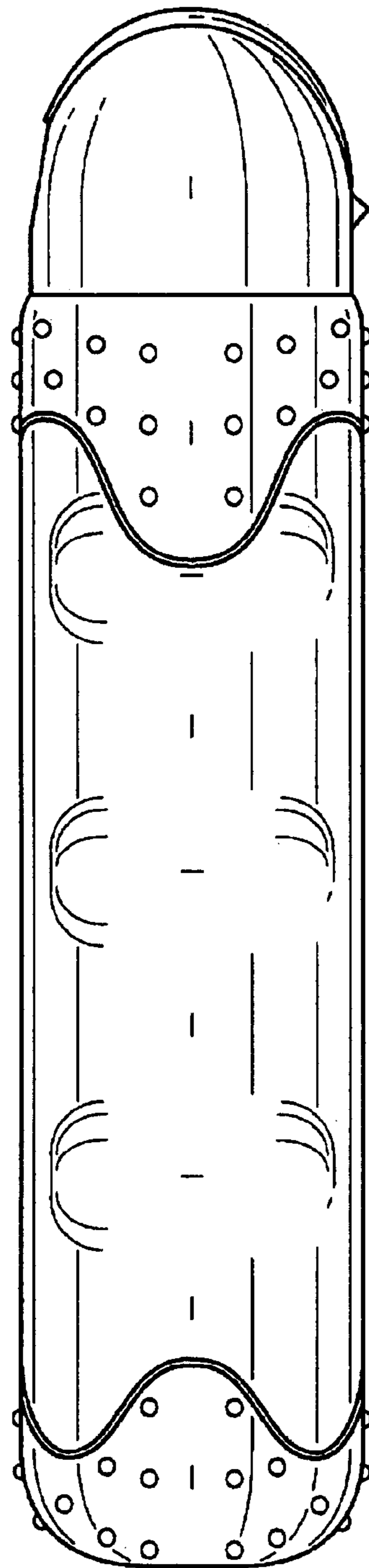


FIG. 4

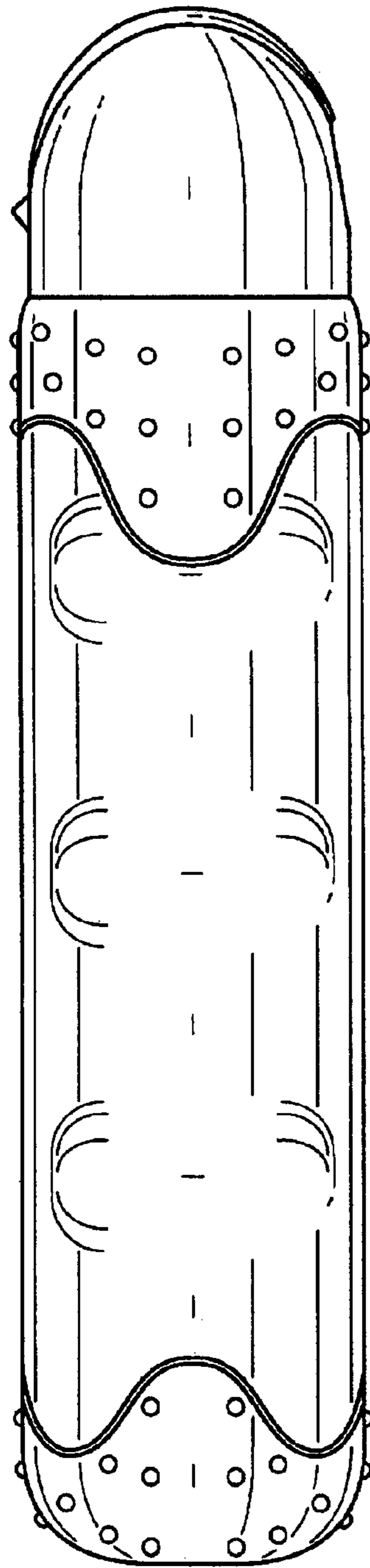


FIG. 5

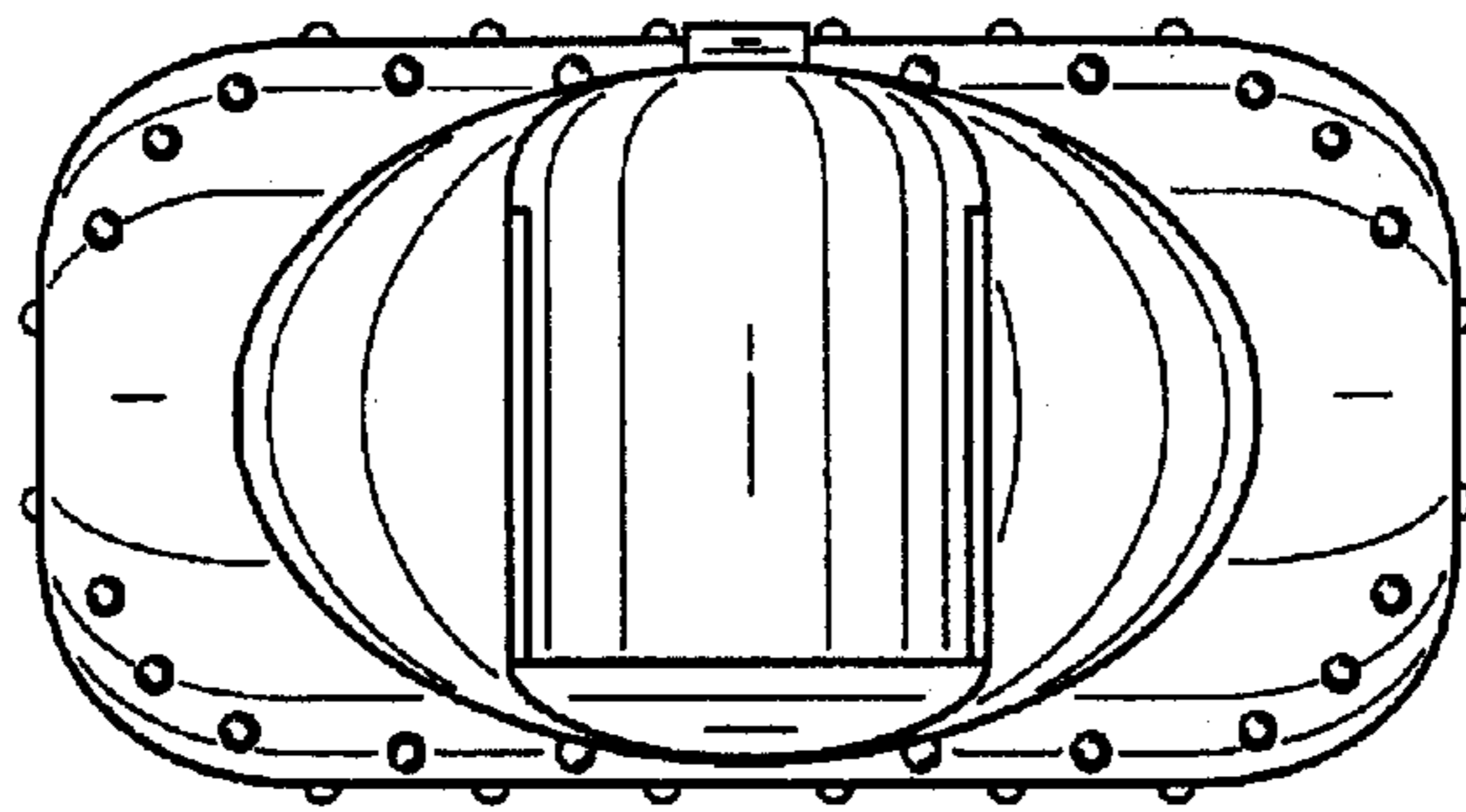


FIG. 6




FIG. 7