



US00D532309S

(12) **United States Design Patent**  
**Stolle**

(10) **Patent No.:** **US D532,309 S**

(45) **Date of Patent:** **\*\* Nov. 21, 2006**

(54) **BOTTLE**

(75) Inventor: **Jens Stolle**, Crailsheim (DE)

(73) Assignee: **SHB GmbH & Co., KG**, Crailsheim (DE)

(\*\*) Term: **14 Years**

(21) Appl. No.: **29/212,912**

(22) Filed: **Sep. 10, 2004**

(30) **Foreign Application Priority Data**

Mar. 11, 2004 (EM) ..... 000145446

(51) **LOC (8) Cl.** ..... **09-01**

(52) **U.S. Cl.** ..... **D9/529; D9/556; D9/571**

(58) **Field of Classification Search** ..... D9/516,  
D9/522, 529, 541-542, 549-552, 556-558,  
D9/563-565, 569-574, 723-729, 682, 686-694,  
D9/449; 215/12.1-12.2, 13.1, 384; 220/660,  
220/662, 669, 675

See application file for complete search history.

(56) **References Cited**

**U.S. PATENT DOCUMENTS**

- D53,778 S \* 9/1919 Bruns ..... D9/510
- D94,861 S \* 3/1935 Smith ..... D9/571
- D114,686 S \* 5/1939 Petty ..... D9/571
- D206,026 S \* 10/1966 Miller ..... D9/556
- D222,125 S \* 10/1971 Roberts ..... D9/556
- D225,833 S \* 1/1973 Auslander ..... D9/569
- D322,216 S \* 12/1991 Zogg et al. .... D9/575
- D323,293 S \* 1/1992 Gutkowski ..... D9/529
- D344,898 S \* 3/1994 Sherman et al. .... D9/516
- D419,864 S \* 2/2000 Kuzma et al. .... D9/682
- D445,037 S \* 7/2001 Kokenge et al. .... D9/571
- D450,593 S \* 11/2001 Jebb et al. .... D9/529

- D451,402 S \* 12/2001 Kokenge et al. .... D9/549
- D459,659 S \* 7/2002 Chung ..... D9/529
- D459,996 S \* 7/2002 Kuzma et al. .... D9/549
- D461,718 S \* 8/2002 Brozell ..... D9/529
- D463,744 S \* 10/2002 Brozell ..... D9/449
- D481,638 S \* 11/2003 Bressen et al. .... D9/529

\* cited by examiner

*Primary Examiner*—Carol Rademaker

(74) *Attorney, Agent, or Firm*—Venable LLP; Robert Kinberg; Manni Li

(57) **CLAIM**

The ornamental design for a bottle, as shown and described.

**DESCRIPTION**

FIG. 1 is a perspective view from the front-top-right side of the bottle showing a first embodiment of our new design; FIG. 2 is a front view of the design shown in FIG. 1; FIG. 3 is a rear view of the design shown in FIG. 1; FIG. 4 is a left side view of the design shown in FIG. 1; FIG. 5 is a right side view of the design shown in FIG. 1; FIG. 6 is a top view of the design shown in FIG. 1; FIG. 7 is a bottom view of the design shown in FIG. 1; FIG. 8 is a perspective view from the front-top-right side of the bottle showing a second embodiment of our new design; FIG. 9 is a front view of the design shown in FIG. 8; FIG. 10 is a rear view of the design shown in FIG. 8; FIG. 11 is a left side view of the design shown in FIG. 8; FIG. 12 is a right side view of the design shown in FIG. 8; FIG. 13 is a top view of the design shown in FIG. 8; and, FIG. 14 is a bottom view of the design shown in FIG. 8.

The broken lines shown in the drawings are for environmental purposes only and form no part of the claimed design.

**1 Claim, 12 Drawing Sheets**






FIG. 1

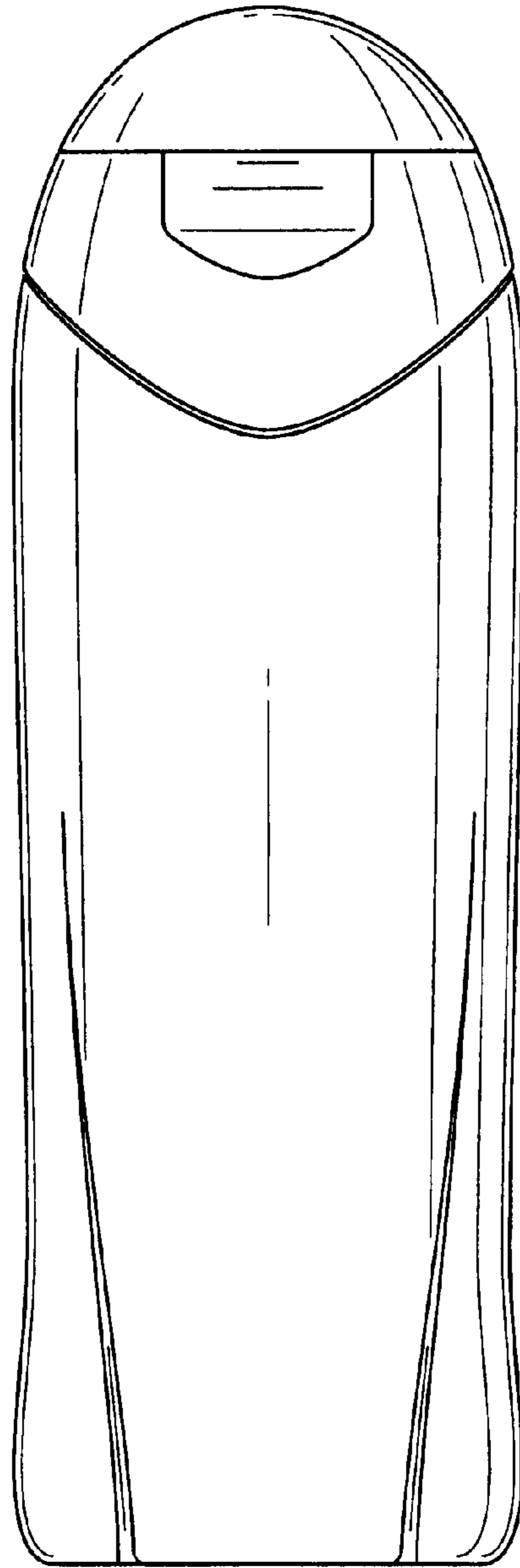


FIG. 2

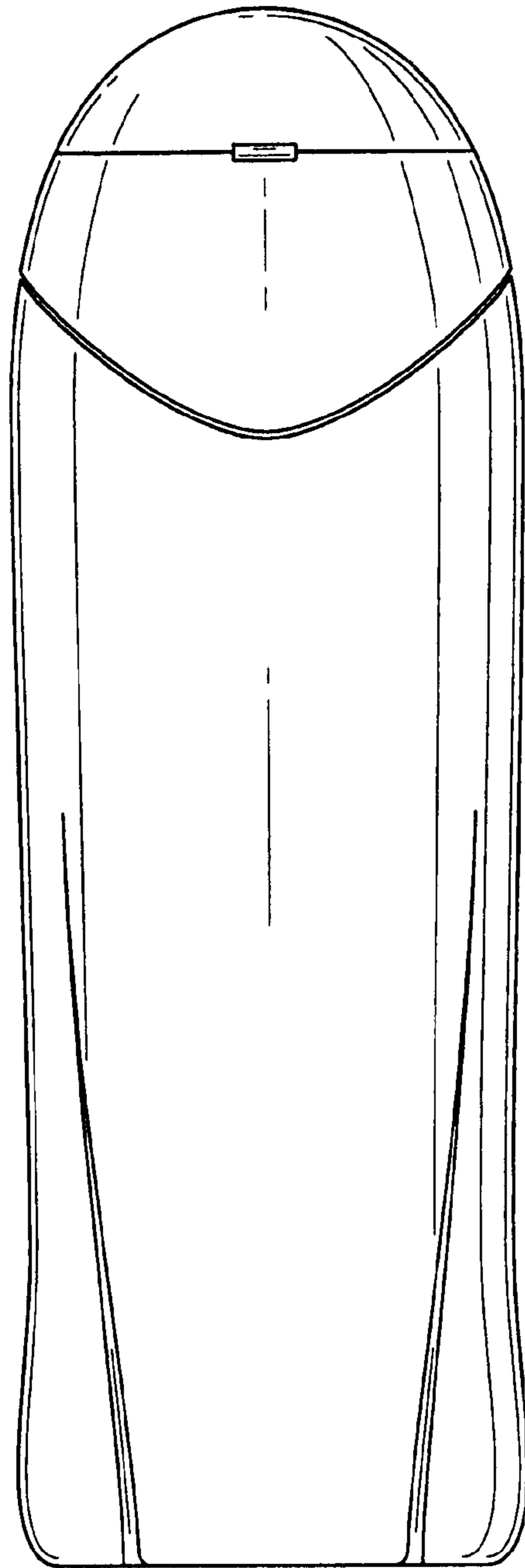


FIG. 3

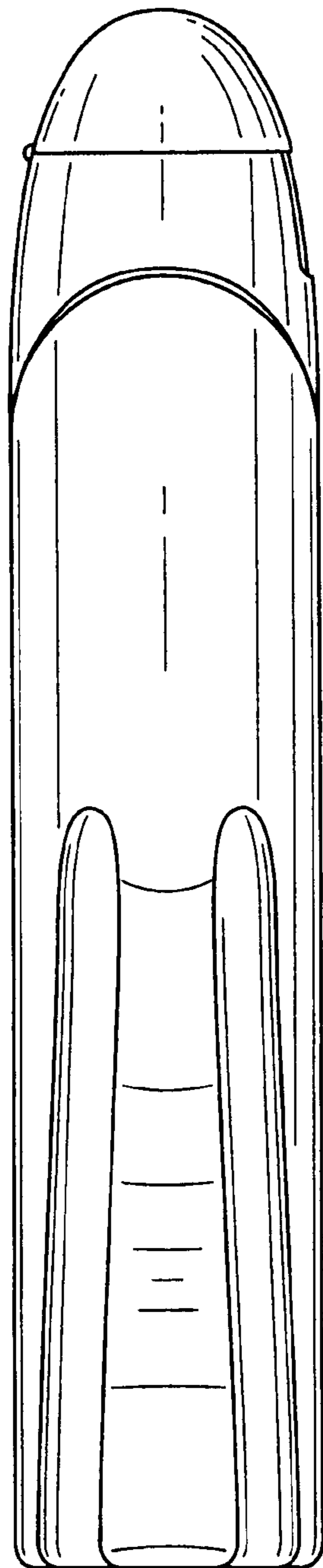


FIG. 4

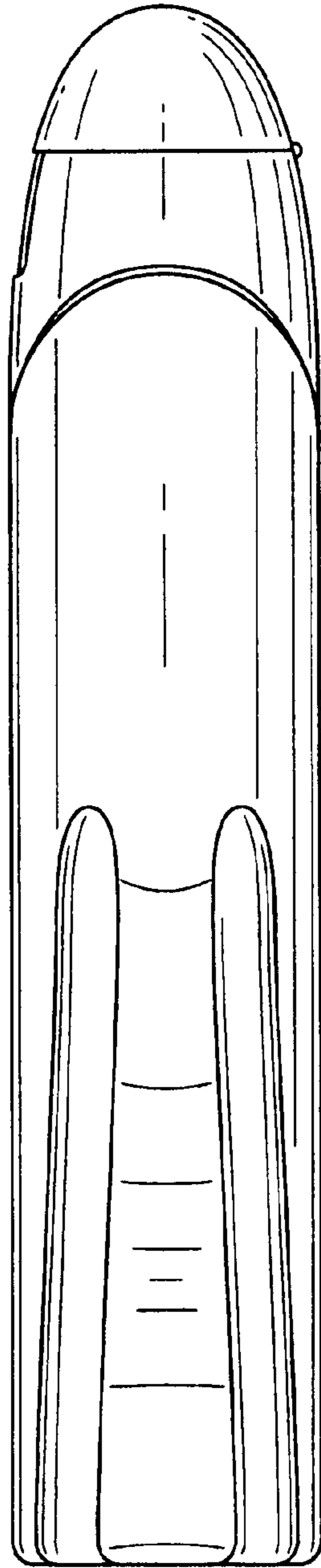


FIG. 5

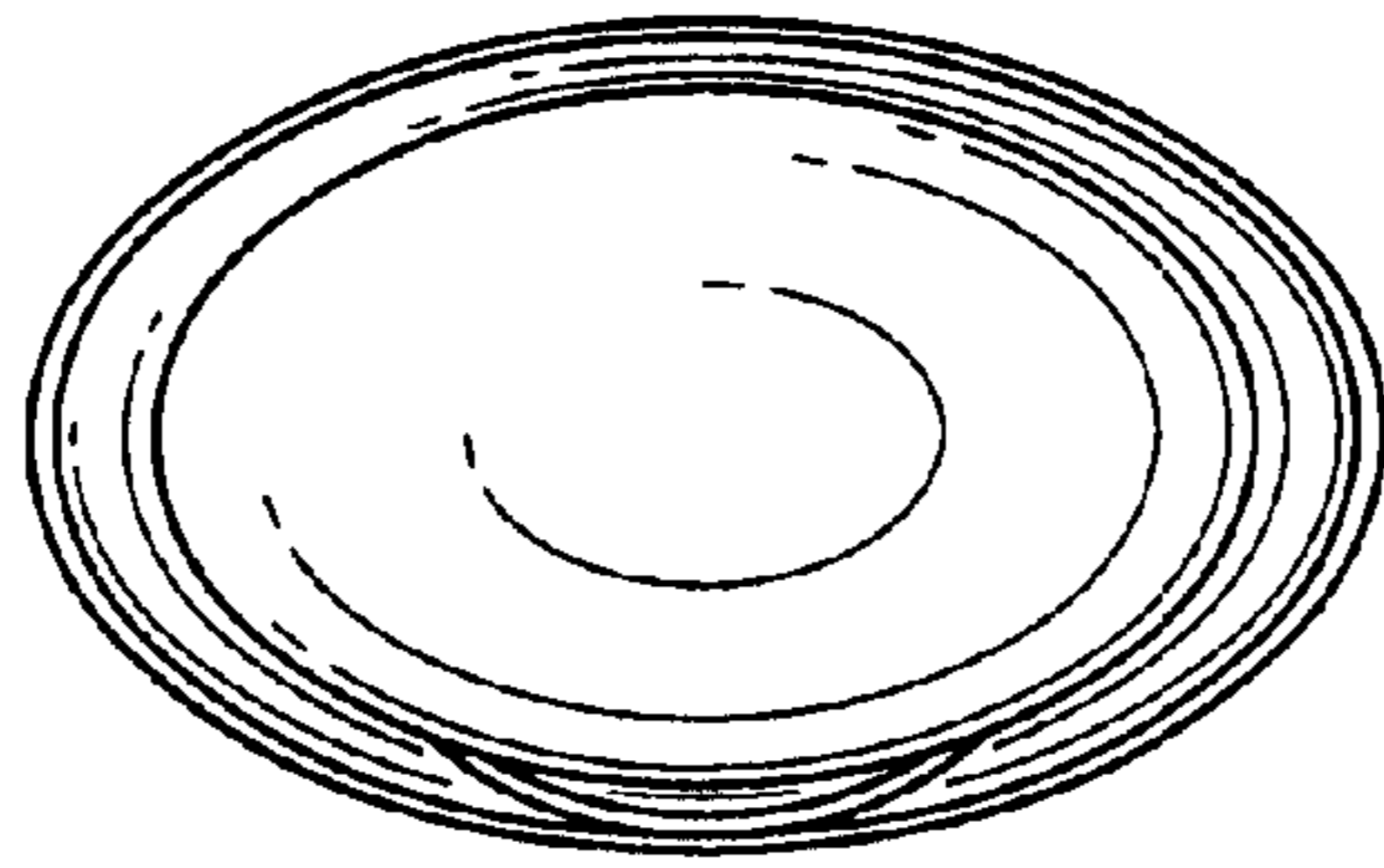


FIG. 6

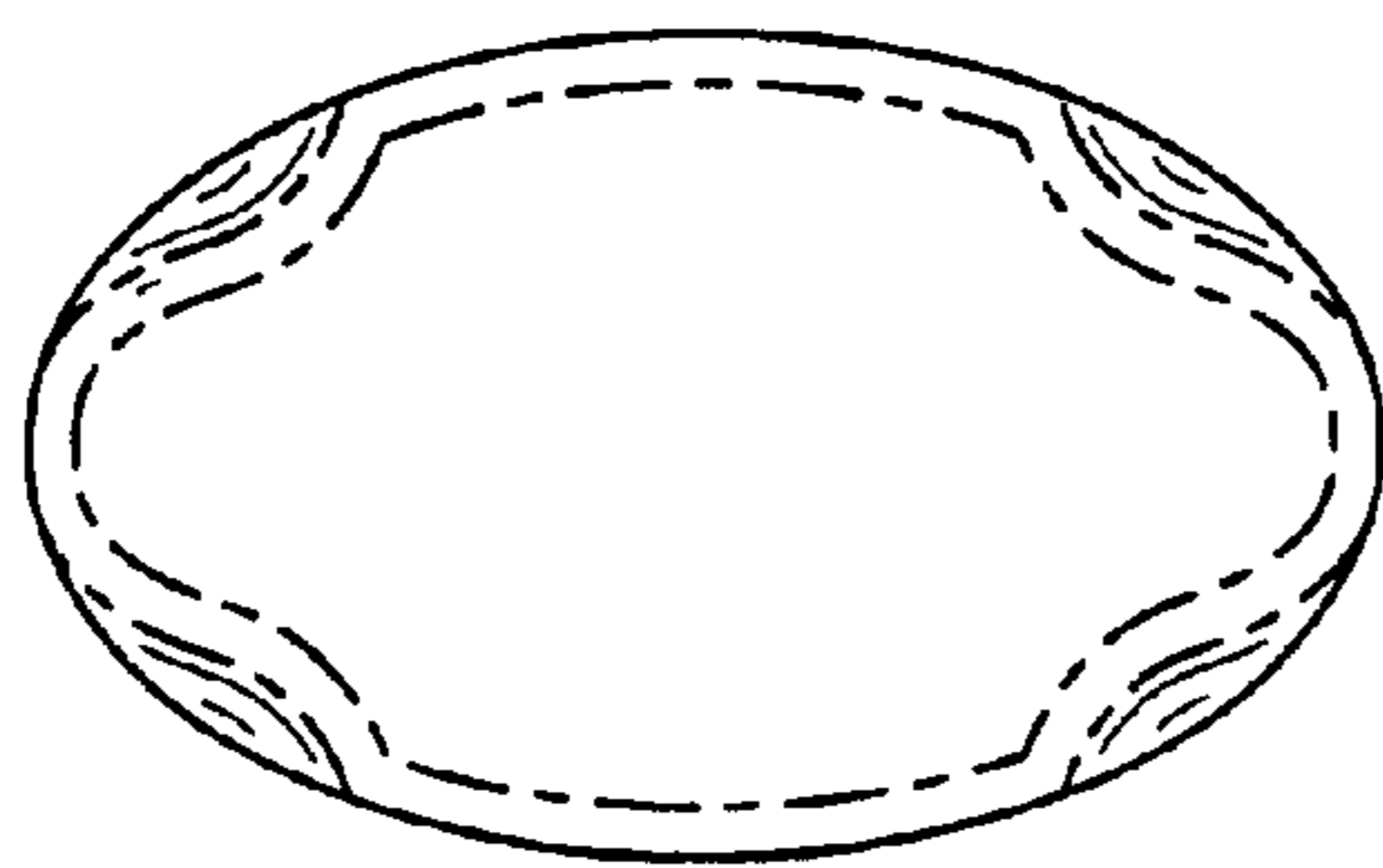


FIG. 7



FIG. 8



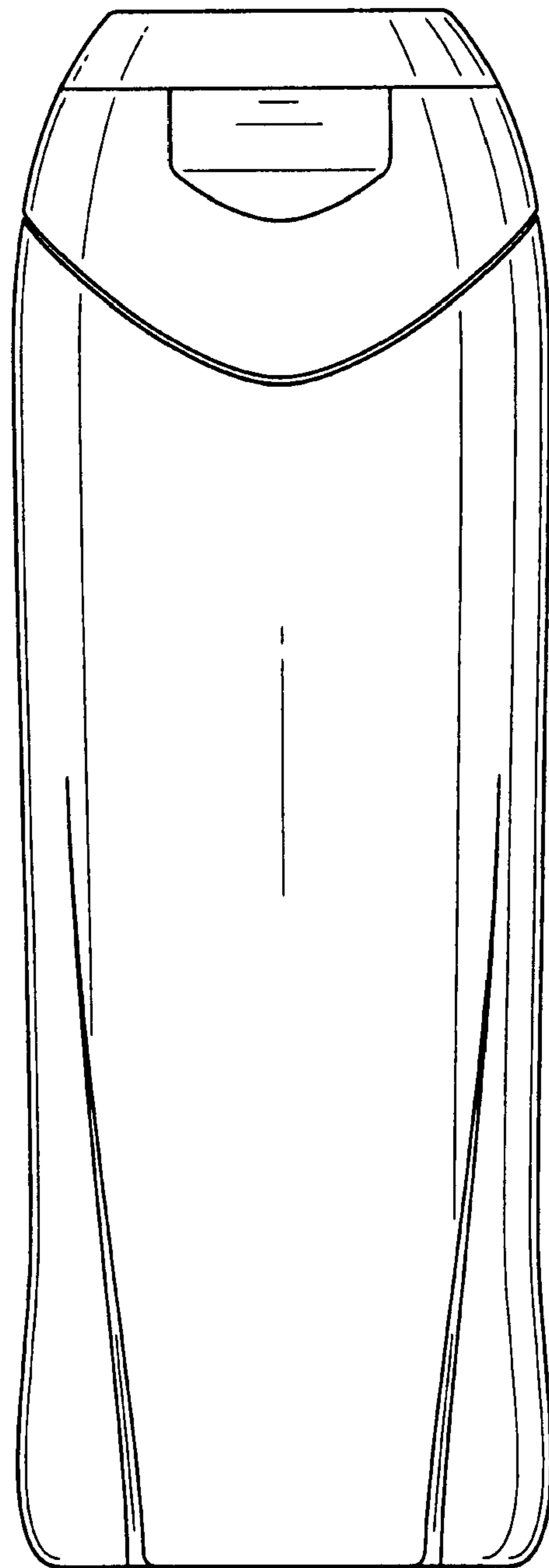


FIG. 9

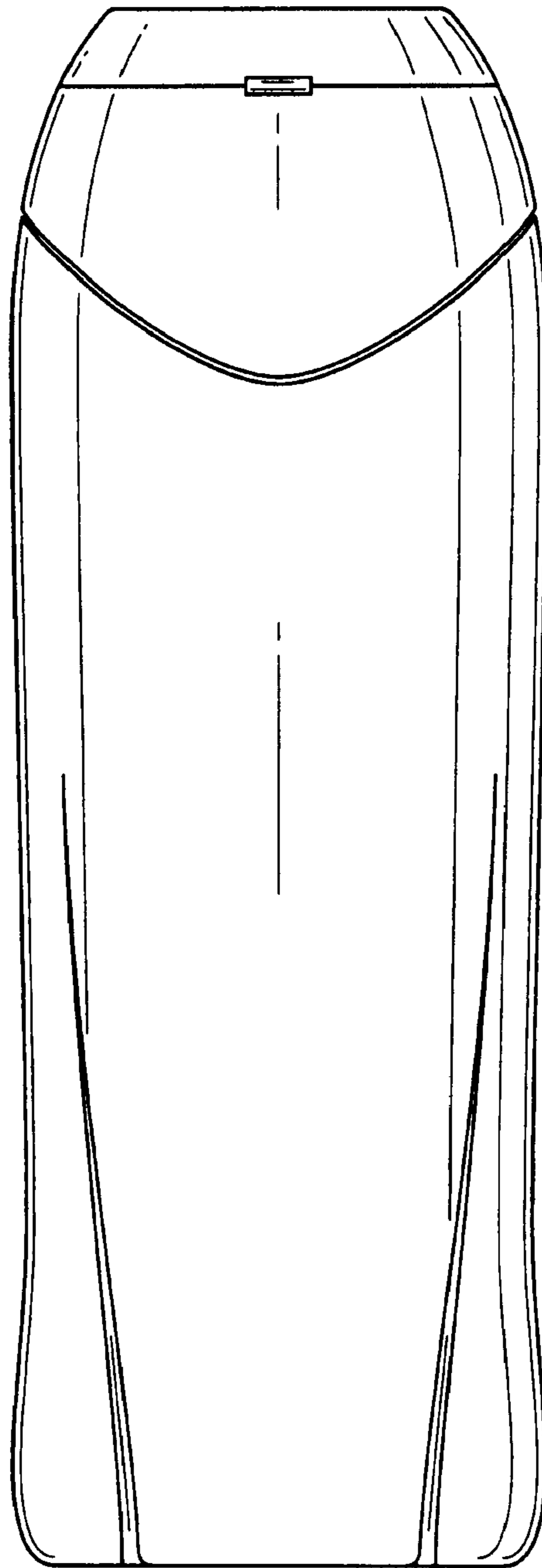


FIG. 10

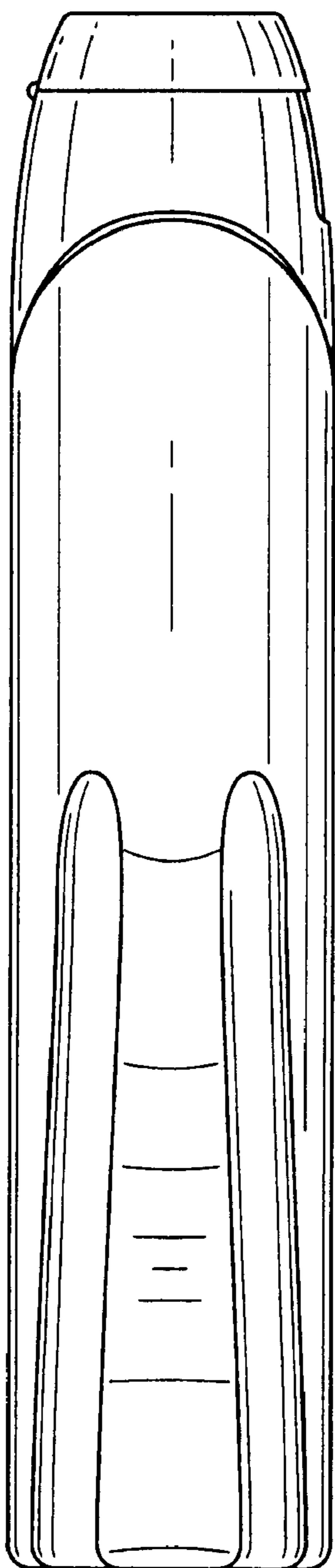


FIG. 11

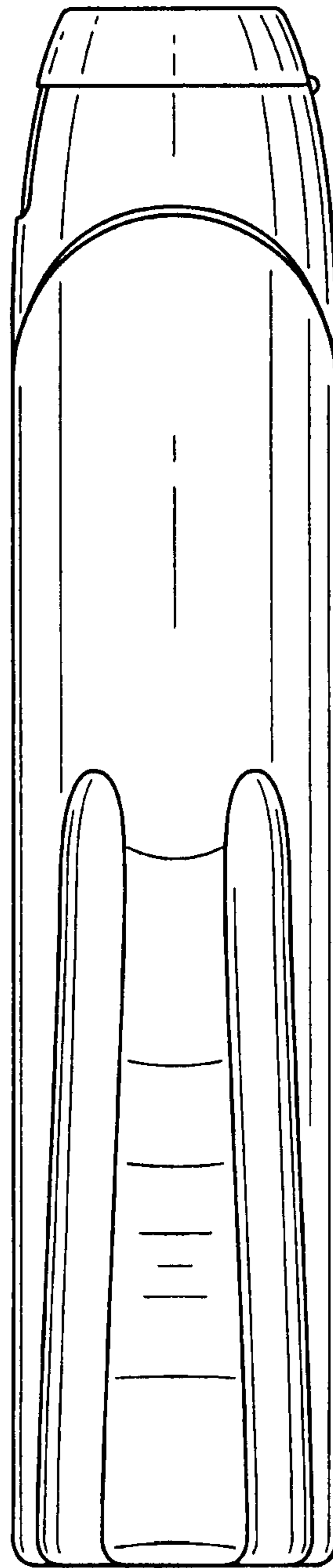


FIG. 12

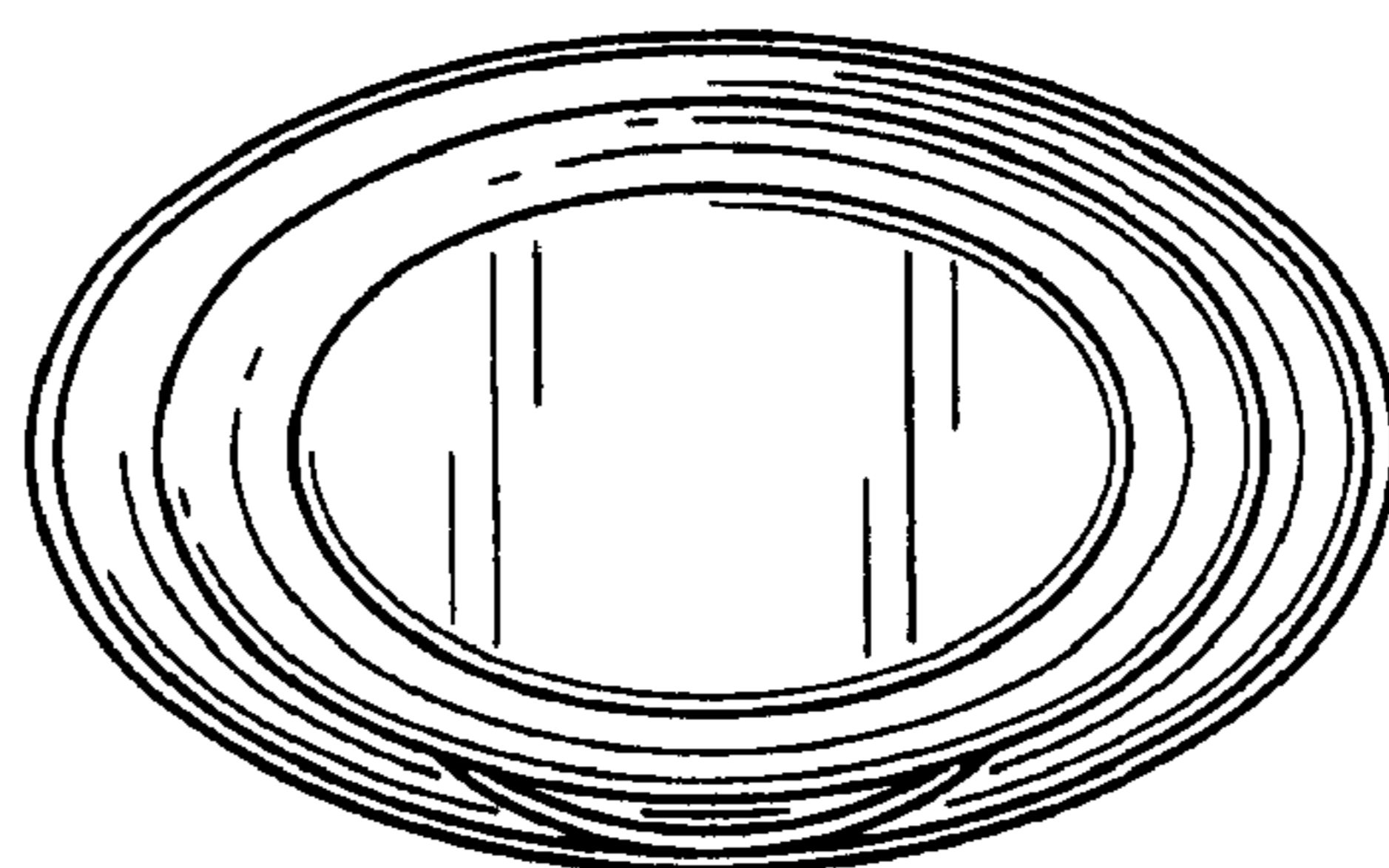


FIG. 13

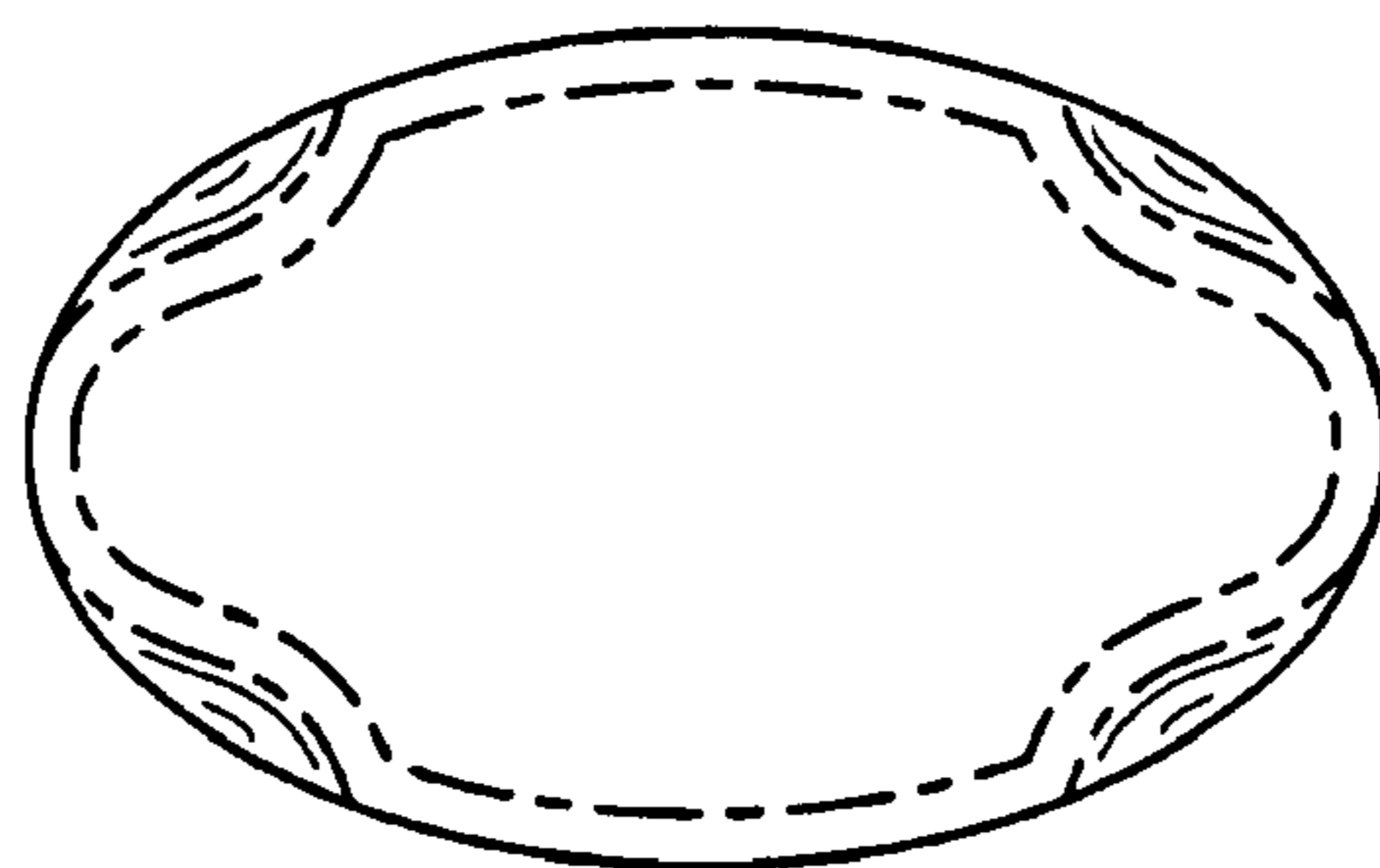


FIG. 14