



US00D532296S

(12) **United States Design Patent**
Beaver et al.

(10) **Patent No.:** **US D532,296 S**

(45) **Date of Patent:** **** Nov. 21, 2006**

(54) **FULL ROUND NON-HOLLOW POINT SHAPED OVERCAP**

(75) Inventors: **Larry Beaver**, Monroe, NC (US);
Richard Cole, Weddington, NC (US)

(73) Assignee: **Radiator Specialty Company**,
Charlotte, NC (US)

(**) Term: **14 Years**

(21) Appl. No.: **29/244,068**

(22) Filed: **Dec. 5, 2005**

(51) **LOC (8) Cl.** **09-07**

(52) **U.S. Cl.** **D9/445; D9/454**

(58) **Field of Classification Search** D9/686,
D9/682, 529, 448, 447, 445, 444, 443, 440,
D9/435, 434; 222/182, 153.1; 220/915
See application file for complete search history.

(56) **References Cited**

U.S. PATENT DOCUMENTS

- D27,615 S * 8/1897 Wagandt D9/529
- D235,315 S * 6/1975 Kotuby D9/448
- 4,448,316 A * 5/1984 Hiroshige 215/388
- D315,101 S * 3/1991 Goldstein et al. D9/435

- D329,983 S * 10/1992 Griffin et al. D9/504
- D358,294 S * 5/1995 Letica D7/392.1
- D372,738 S * 8/1996 Akerlind D1/199
- D513,593 S * 1/2006 Weber D9/529

* cited by examiner

Primary Examiner—Robert M. Spear

Assistant Examiner—Susan Bennett Hattan

(74) *Attorney, Agent, or Firm*—John M. Harrington;
Kilpatrick Stockton LLP

(57) **CLAIM**

The ornamental design for a full round non-hollow point shaped overcap, as shown and described.

DESCRIPTION

FIG. 1 shows a perspective view of an embodiment of the present invention.

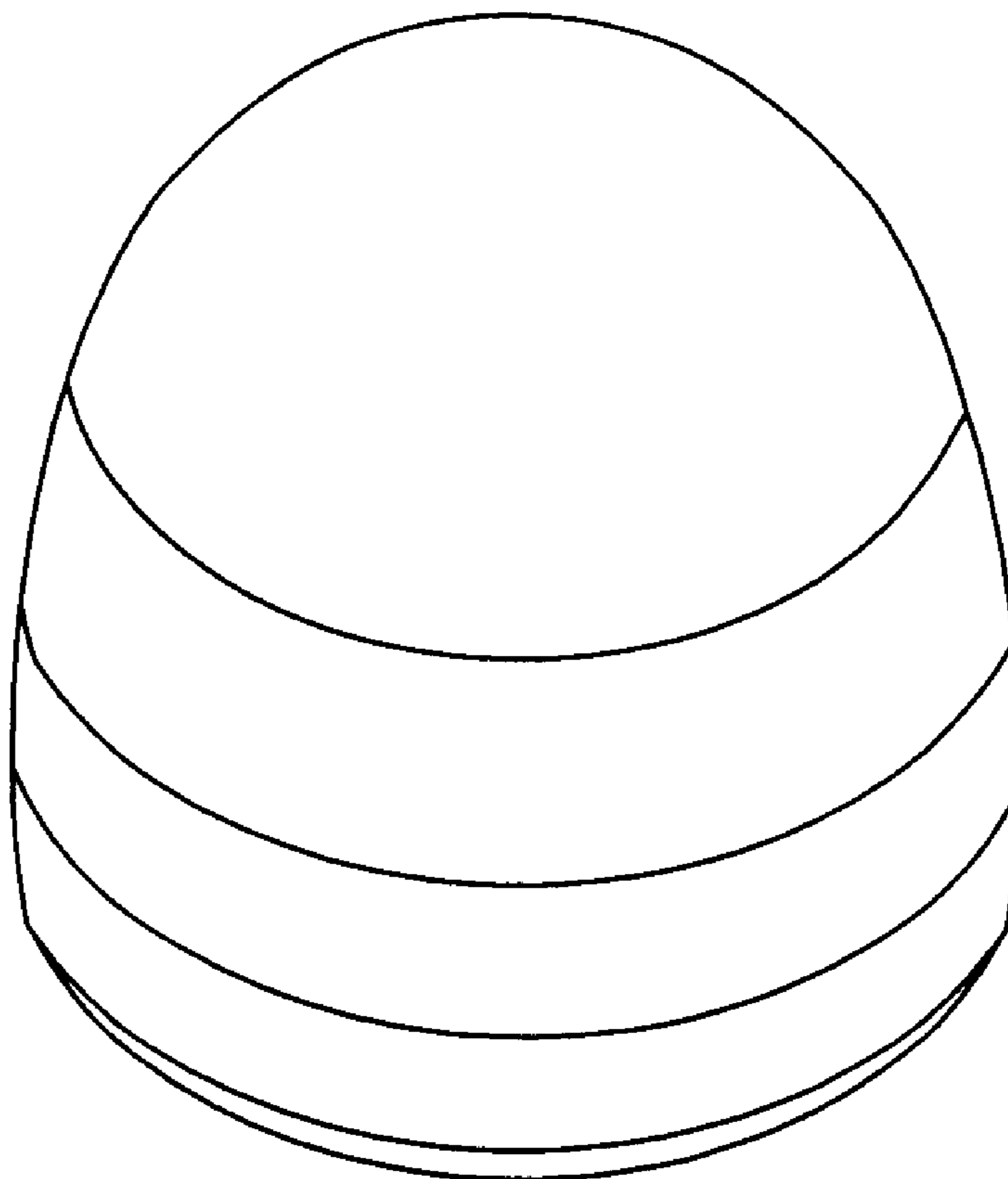
FIG. 2 shows a side view of an embodiment of the present invention.

FIG. 3 shows a top view of an embodiment of the present invention; and,

FIG. 4 shows a side view of another embodiment of the present invention.

The broken lines in the drawings are for illustrative purposes only and form no part of the claimed design.

1 Claim, 2 Drawing Sheets



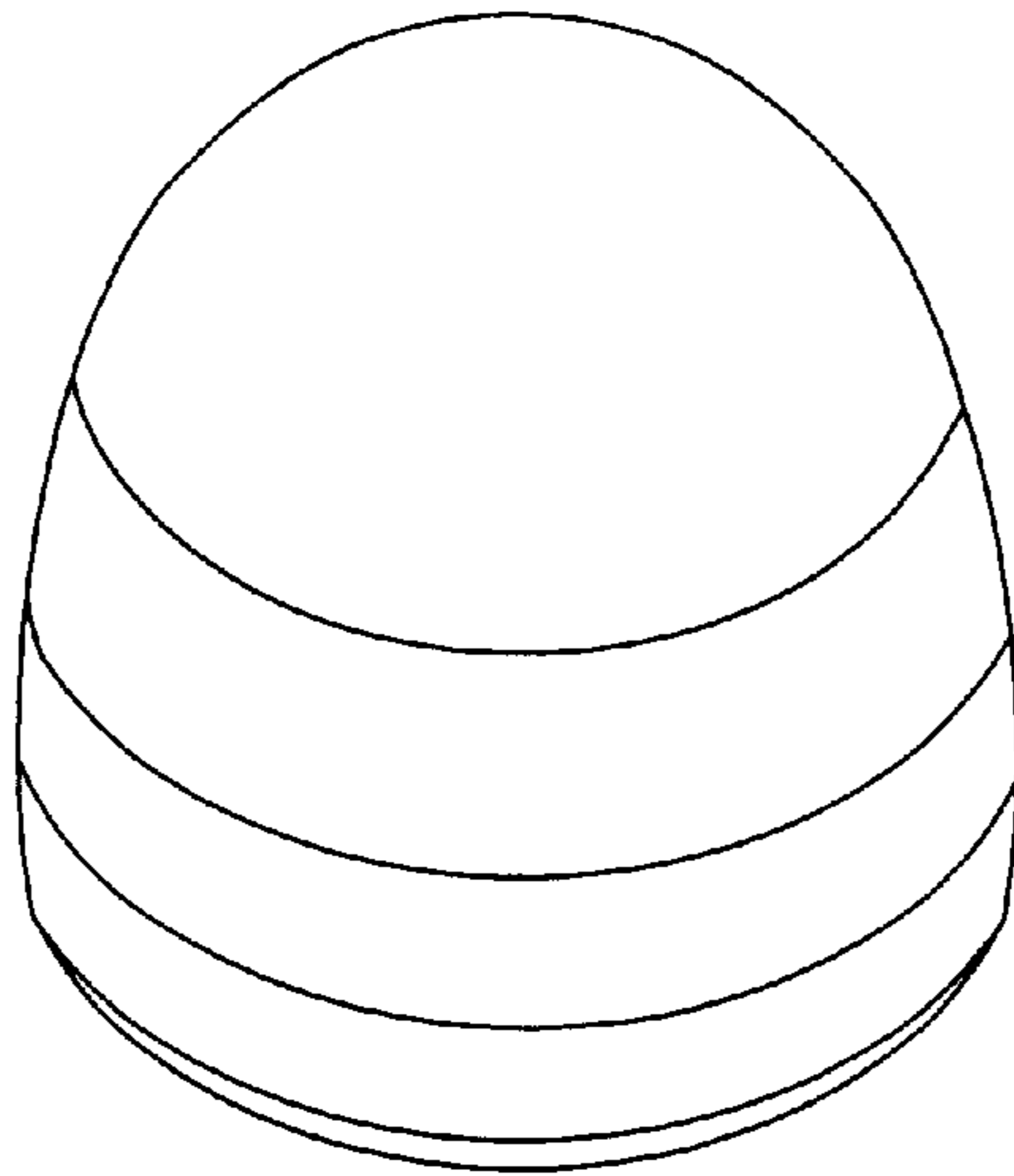


Fig. 1

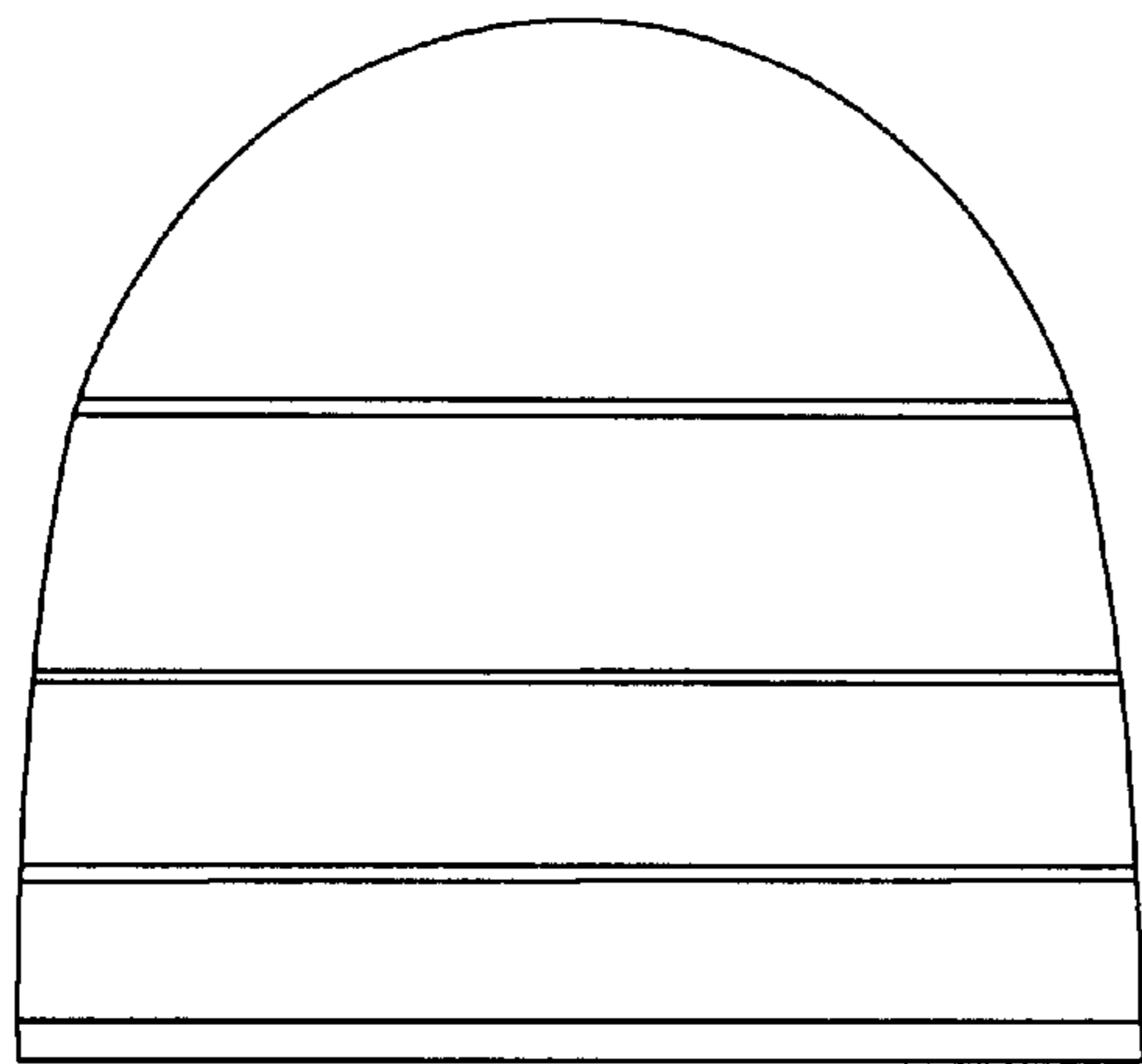


Fig. 2




Fig. 3




Fig. 4