



US00D532293S

(12) **United States Design Patent** (10) **Patent No.:** **US D532,293 S**  
**Martin** (45) **Date of Patent:** **\*\* Nov. 21, 2006**

(54) **CUP**

(76) Inventor: **Christophe Martin**, Global Packaging Platform, Danone Vitapole, Route departementale 128, Palaiseau (FR), Cedex 91767

(\*\*) Term: **14 Years**

(21) Appl. No.: **29/213,098**

(22) Filed: **Sep. 14, 2004**

(51) **LOC (8) Cl.** ..... **09-03**

(52) **U.S. Cl.** ..... **D9/425**

(58) **Field of Classification Search** ..... D9/425, D9/428, 429; D7/538, 542, 601, 612, 614, D7/615, 629; 206/229

See application file for complete search history.

(56) **References Cited**

**U.S. PATENT DOCUMENTS**

D329,782 S	*	9/1992	Narsutis	.....	D7/629
D358,302 S	*	5/1995	VanValkenburg et al.	....	D7/614
D362,594 S	*	9/1995	McEntee	.....	D7/538
D459,946 S	*	7/2002	Willat	.....	D7/509
D473,788 S	*	4/2003	Chen et al.	.....	D9/428

\* cited by examiner

*Primary Examiner*—Stella Reid

*Assistant Examiner*—Derrick Holland

(74) *Attorney, Agent, or Firm*—Oblon, Spivak, McClelland, Maier & Neustadt, P.C.

(57) **CLAIM**

The ornamental design for a cup, as shown and described.

**DESCRIPTION**

FIG. 1 is a top, front perspective view of a cup, showing our design;

FIG. 2 is a bottom, front perspective view thereof;

FIG. 3 is a front elevational view thereof, where the rear elevational view is identical thereto;

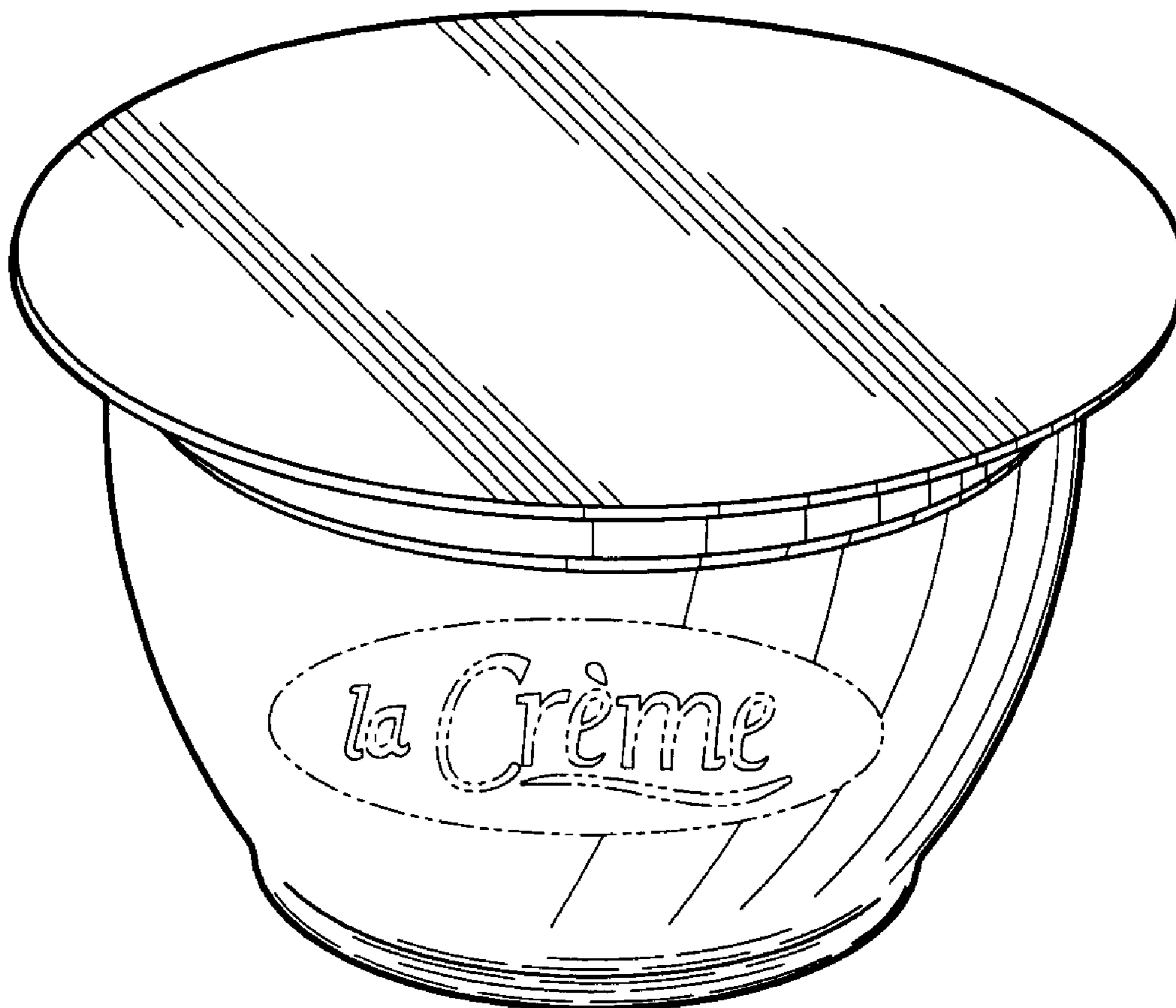
FIG. 4 is a right side elevational view thereof, where the left side elevational view is identical thereto;

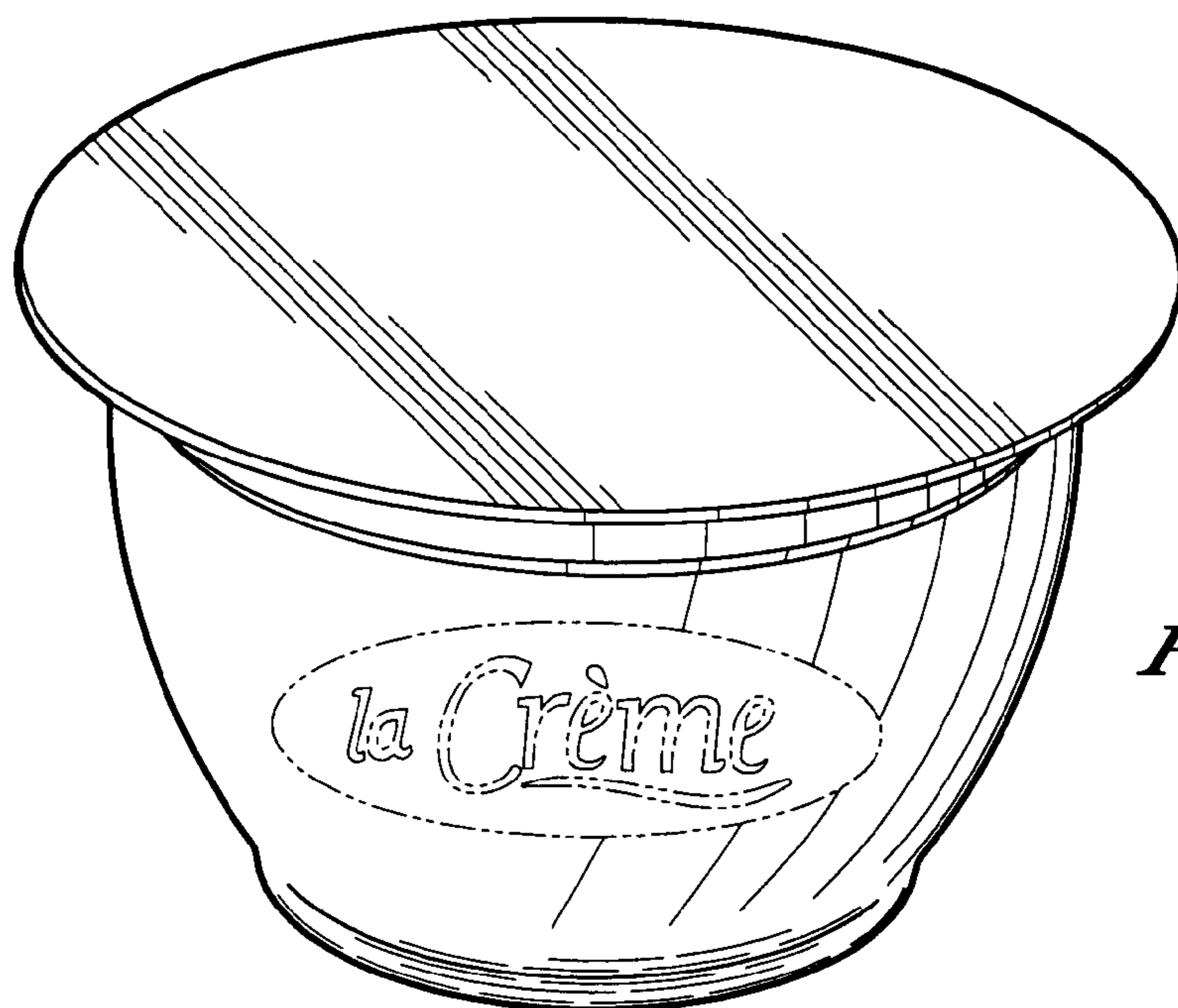
FIG. 5 is a top plan view thereof; and,

FIG. 6 is a bottom plan view thereof.

The features shown in phantom lines in the figures are shown for illustrative purposes only and form no part of the claimed design.

**1 Claim, 3 Drawing Sheets**



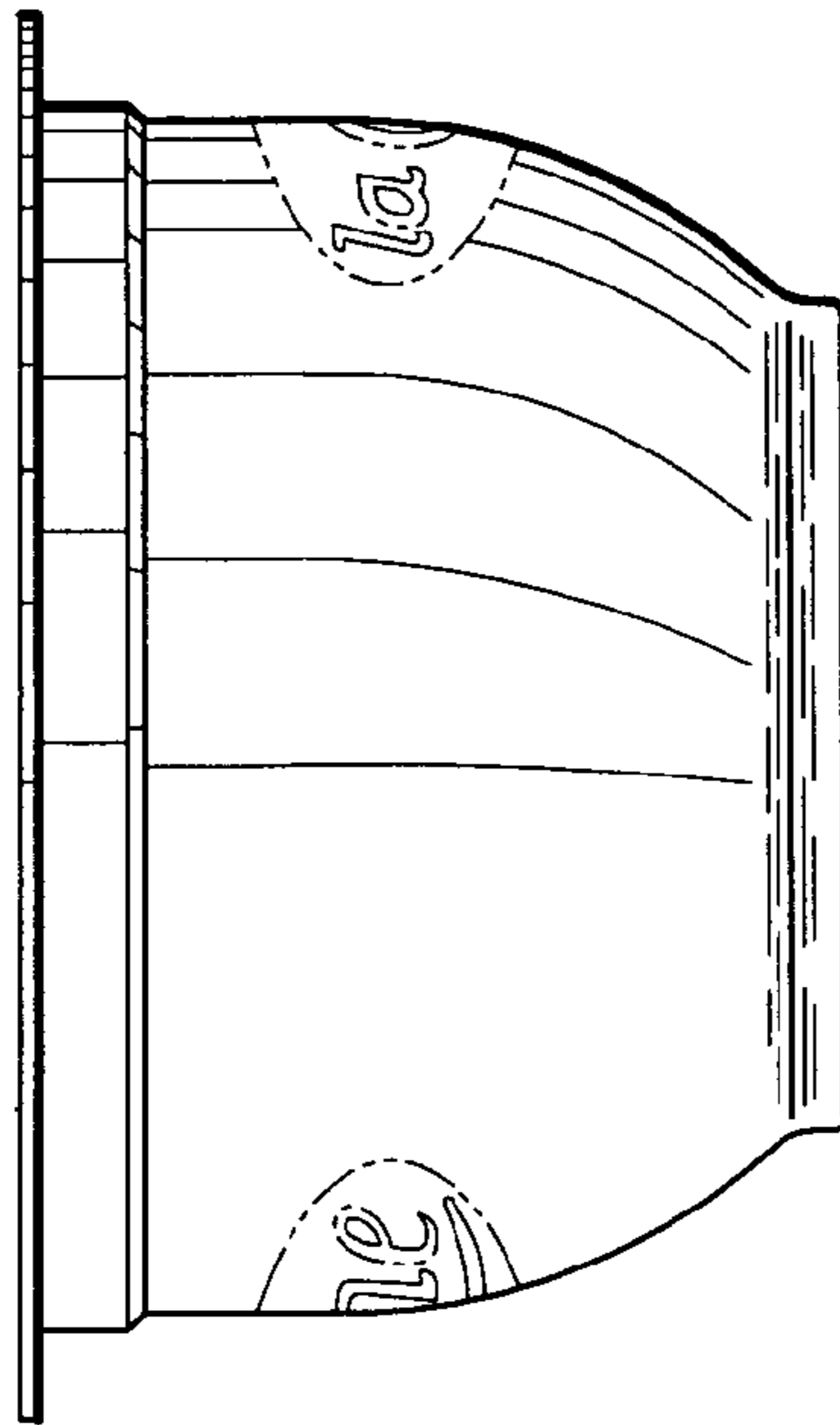


*FIG. 1*




*FIG. 2*

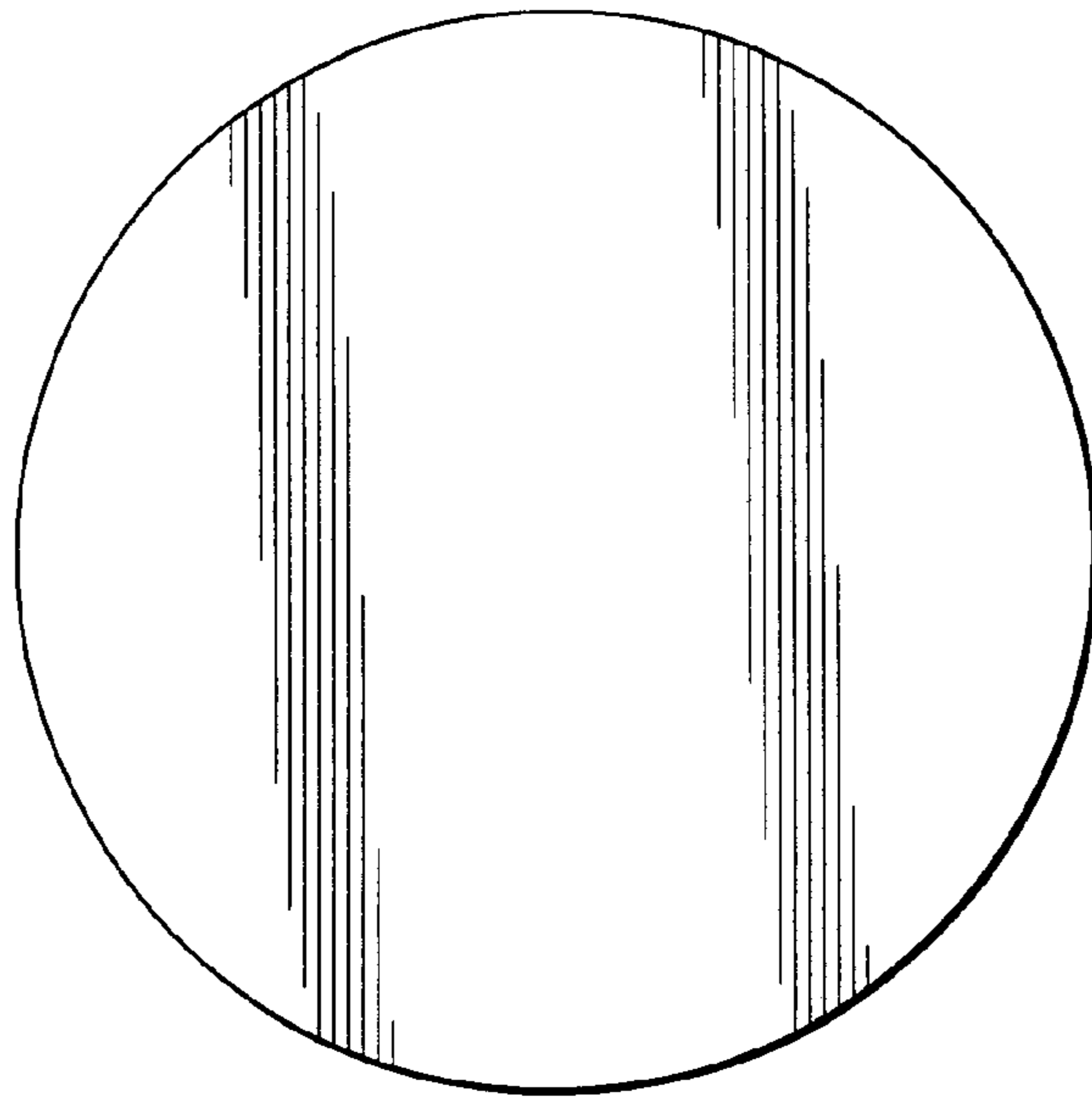
*FIG. 4*



*FIG. 3*



*FIG. 5*



*FIG. 6*

