



US00D532279S

(12) **United States Design Patent**
Bouroullec et al.

(10) **Patent No.:** **US D532,279 S**

(45) **Date of Patent:** **** Nov. 21, 2006**

(54) **HANDLE**

(75) Inventors: **Ronan Bouroullec**, Saint-Louis (FR);
Erwan Bouroullec, Saint-Louis (FR)

(73) Assignee: **Hansgrohe AG** (DE)

(**) Term: **14 Years**

(21) Appl. No.: **29/239,479**

(22) Filed: **Sep. 30, 2005**

(30) **Foreign Application Priority Data**

Apr. 8, 2005 (EM) 000324223-0005

(51) **LOC (8) Cl.** **08-06**

(52) **U.S. Cl.** **D8/308**

(58) **Field of Classification Search** D8/300,
D8/301, 302, 307, 308, 309; 16/110.1, 412,
16/414; 292/336.3, 356; D23/250-254, 238
See application file for complete search history.

(56) **References Cited**

U.S. PATENT DOCUMENTS

- D114,012 S * 3/1939 Clinker D8/308
- D131,217 S * 1/1942 Braun D8/308
- D306,336 S * 2/1990 Oberdorfer D23/252

- D314,129 S * 1/1991 Zanini D8/301
- D317,706 S * 6/1991 Boeri D8/308
- D361,488 S * 8/1995 Carsello D8/308
- D406,042 S * 2/1999 Klinker D8/308
- D457,048 S * 5/2002 Zoerner et al. D8/308
- D457,049 S * 5/2002 Zoerner et al. D8/308
- D511,671 S * 11/2005 Gorkovenko D8/308

* cited by examiner

Primary Examiner—Paula A. Greene

(74) *Attorney, Agent, or Firm*—Kwadjo Adusei-Poku;
Lloyd D. Doigan

(57) **CLAIM**

The ornamental design for a handle, as shown and described.

DESCRIPTION

FIG. 1 is a front perspective view of a handle showing our design;
 FIG. 2 is a front elevational view thereof;
 FIG. 3 is a left side elevational view thereof; the right side elevational view being a mirror image thereof;
 FIG. 4 is a top plan view thereof;
 FIG. 5 is a bottom plan view thereof; and,
 FIG. 6 is a rear elevational view thereof.

1 Claim, 2 Drawing Sheets

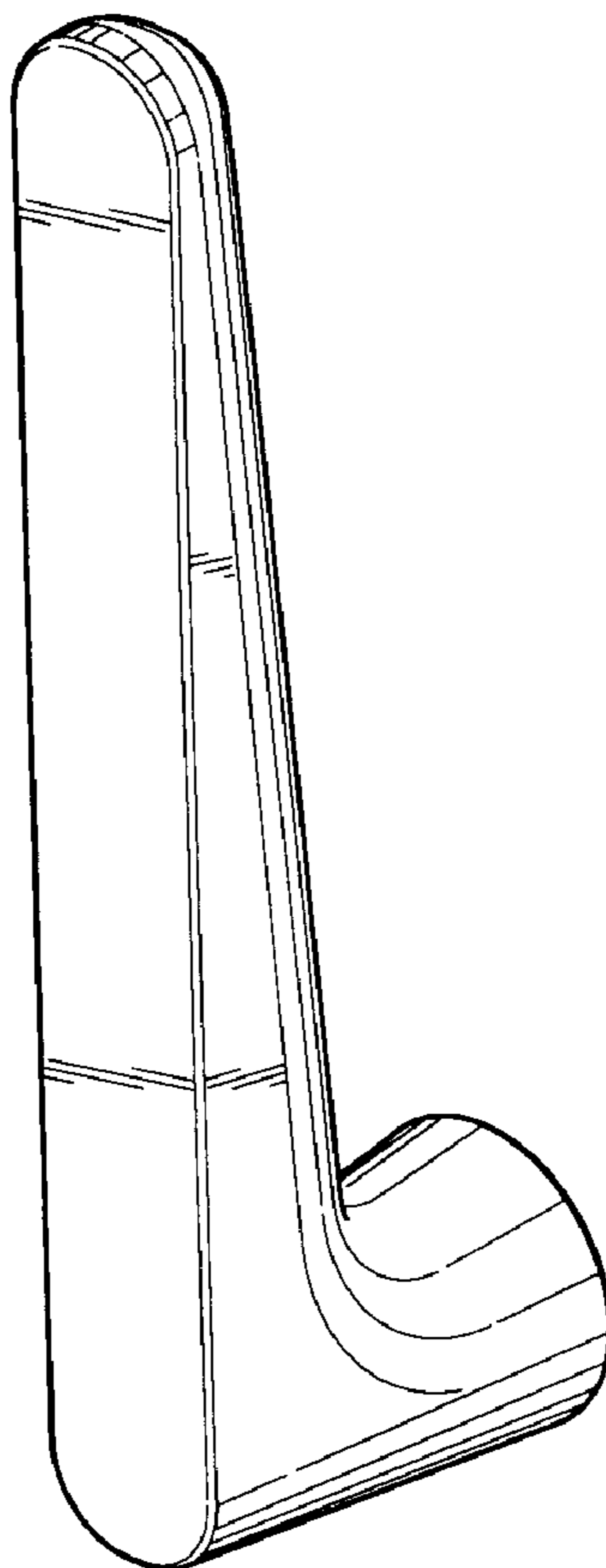
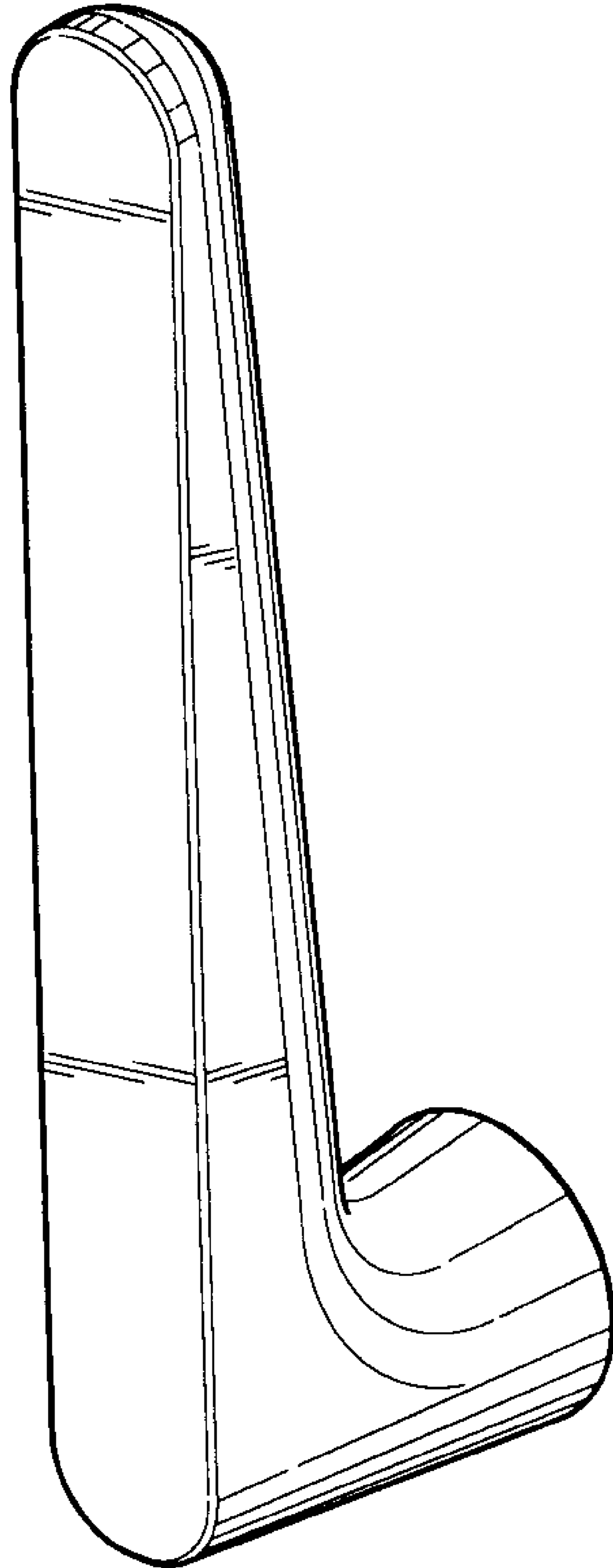


FIG. 1



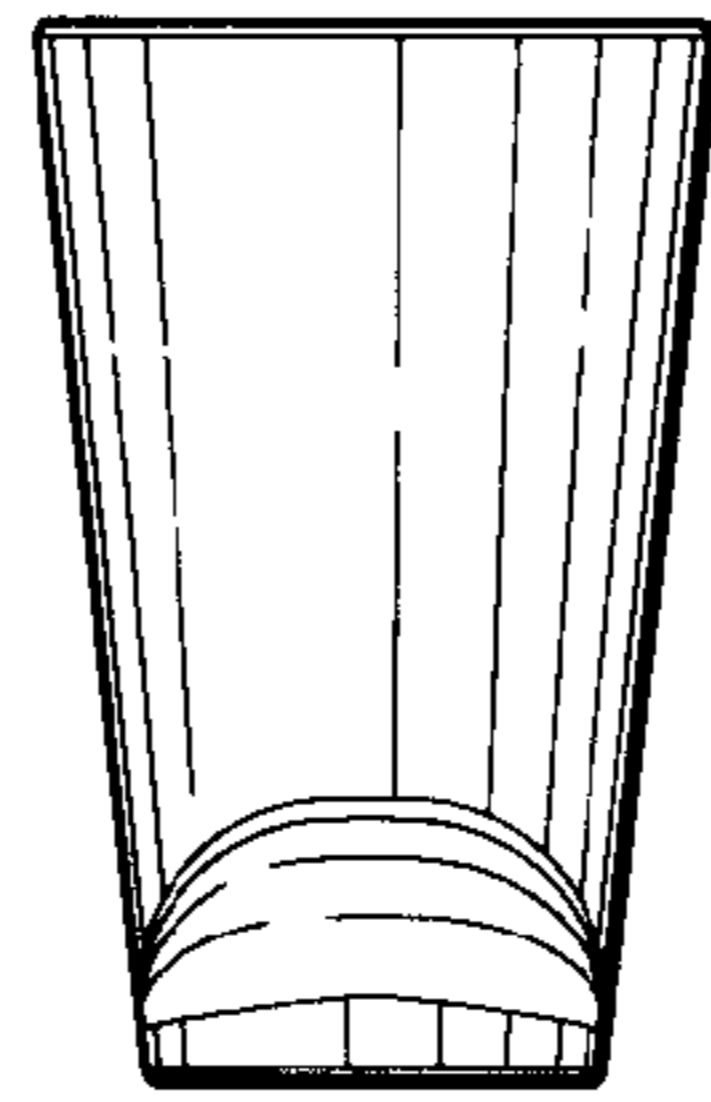


FIG. 2




FIG. 3

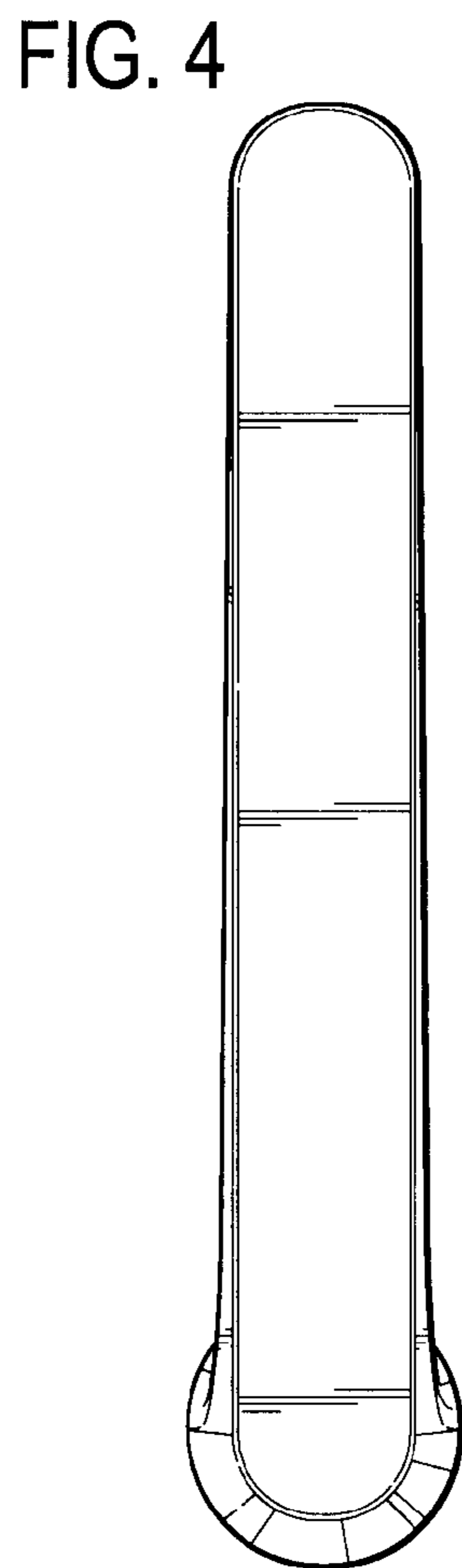


FIG. 4

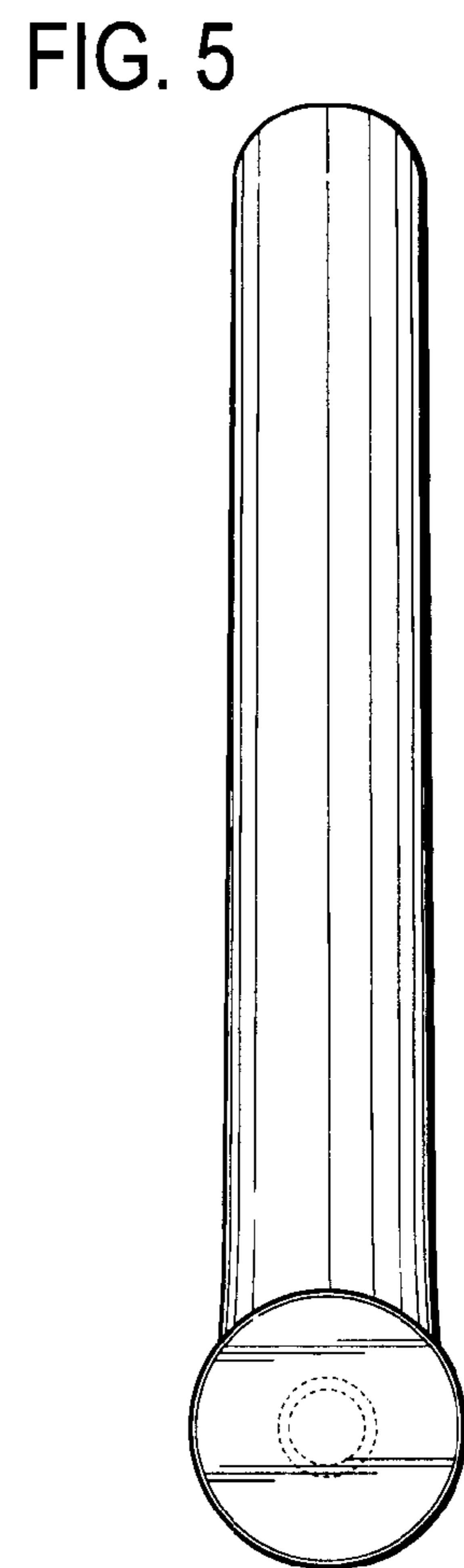


FIG. 5

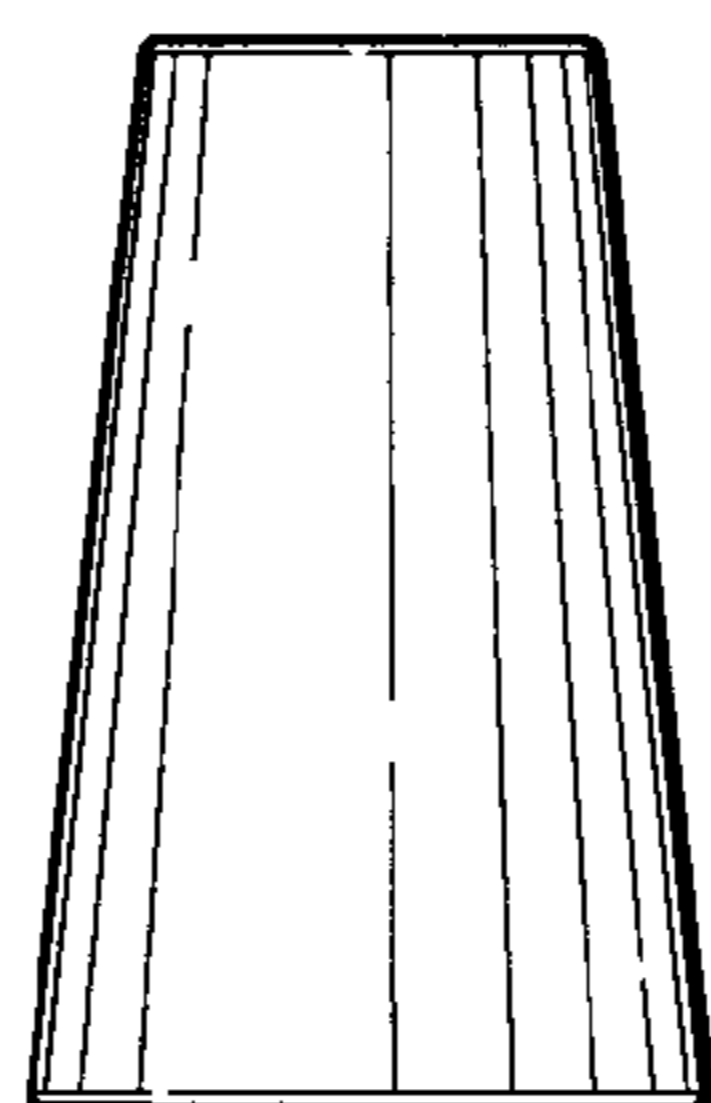


FIG. 6