



US00D532275S

(12) **United States Design Patent**
Lin

(10) **Patent No.:** **US D532,275 S**

(45) **Date of Patent:** **** Nov. 21, 2006**

(54) **GRIP FOR HAND TOOL**

(76) Inventor: **Thomas Lin**, No. 18, Wei 6th Rd.,
Wuci Township, Taichung County 435
(TW)

(**) Term: **14 Years**

(21) Appl. No.: **29/228,313**

(22) Filed: **Apr. 22, 2005**

(51) **LOC (8) Cl.** **08-04**

(52) **U.S. Cl.** **D8/107; D8/303**

(58) **Field of Classification Search** D8/82-87,
D8/107, 300-303; D7/394-395, 649; 81/177.1-177.7,
81/436, 439-440, 489, 180.1; 16/110.1, 421,
16/430-431

See application file for complete search history.

(56) **References Cited**

U.S. PATENT DOCUMENTS

4,964,192 A * 10/1990 Marui 16/421
D352,442 S * 11/1994 Lee-Chang D8/303
D429,990 S * 8/2000 Kunkler D8/303

D442,918 S * 5/2001 Knight D13/154
D448,646 S * 10/2001 Sargentelli D8/303
6,449,803 B1 * 9/2002 McConchie 16/431
D482,259 S * 11/2003 Chen D8/107

* cited by examiner

Primary Examiner—Pamela J. Burgess

(74) *Attorney, Agent, or Firm*—Browdy and Neimark,
PLLC

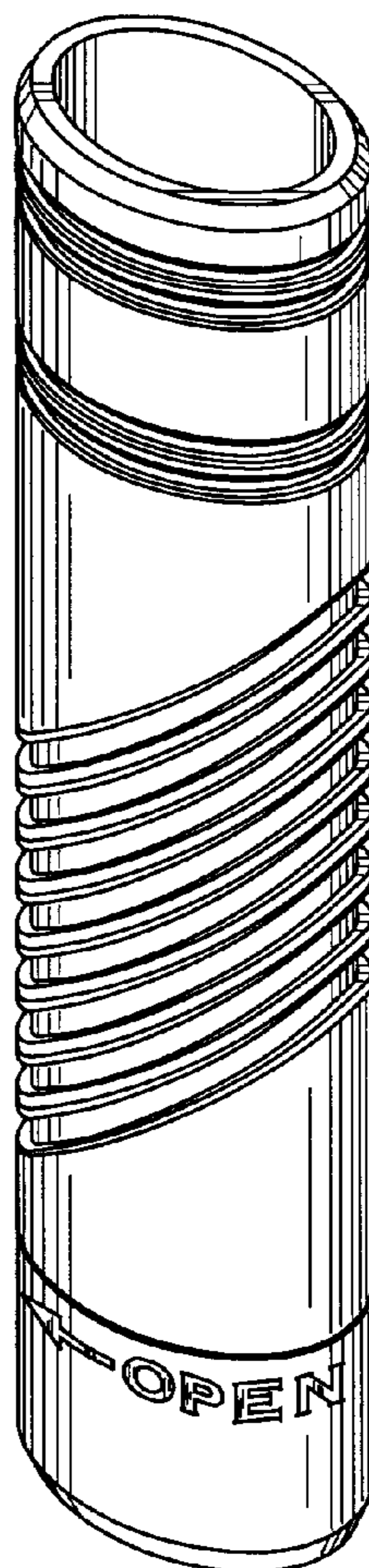
(57) **CLAIM**

The ornamental design for grip for hand tool, as shown.

DESCRIPTION

FIG. 1 shows a perspective view of the present design.
FIG. 2 shows a right side elevational view of the present design.
FIG. 3 shows a top plan view of the present design.
FIG. 4 shows a front elevational view of the present design.
FIG. 5 shows a bottom plan view of the present design.
FIG. 6 shows a left side elevational view of the present design; and,
FIG. 7 shows a rear elevational view of the present design.

1 Claim, 3 Drawing Sheets



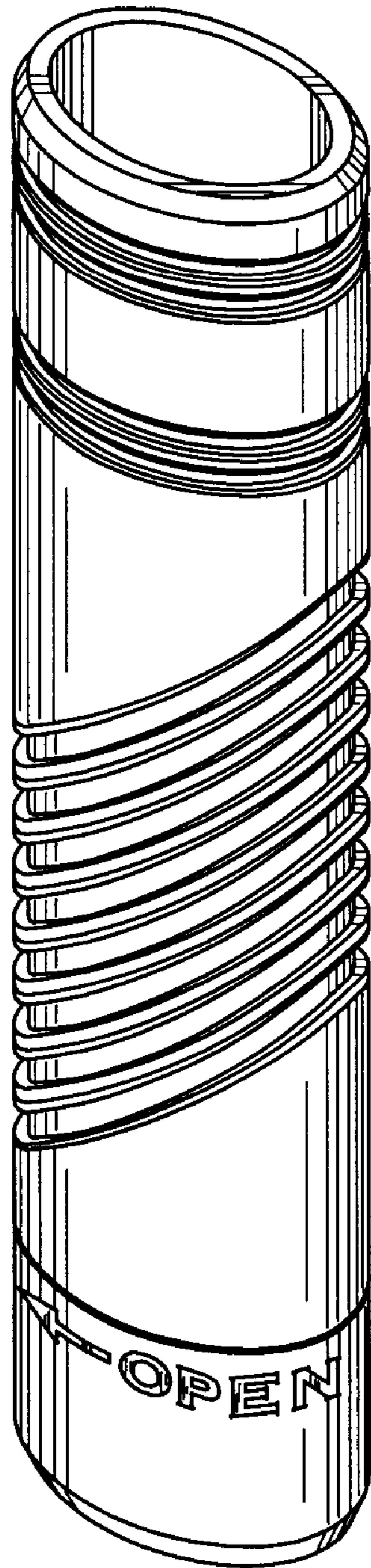


FIG. 1

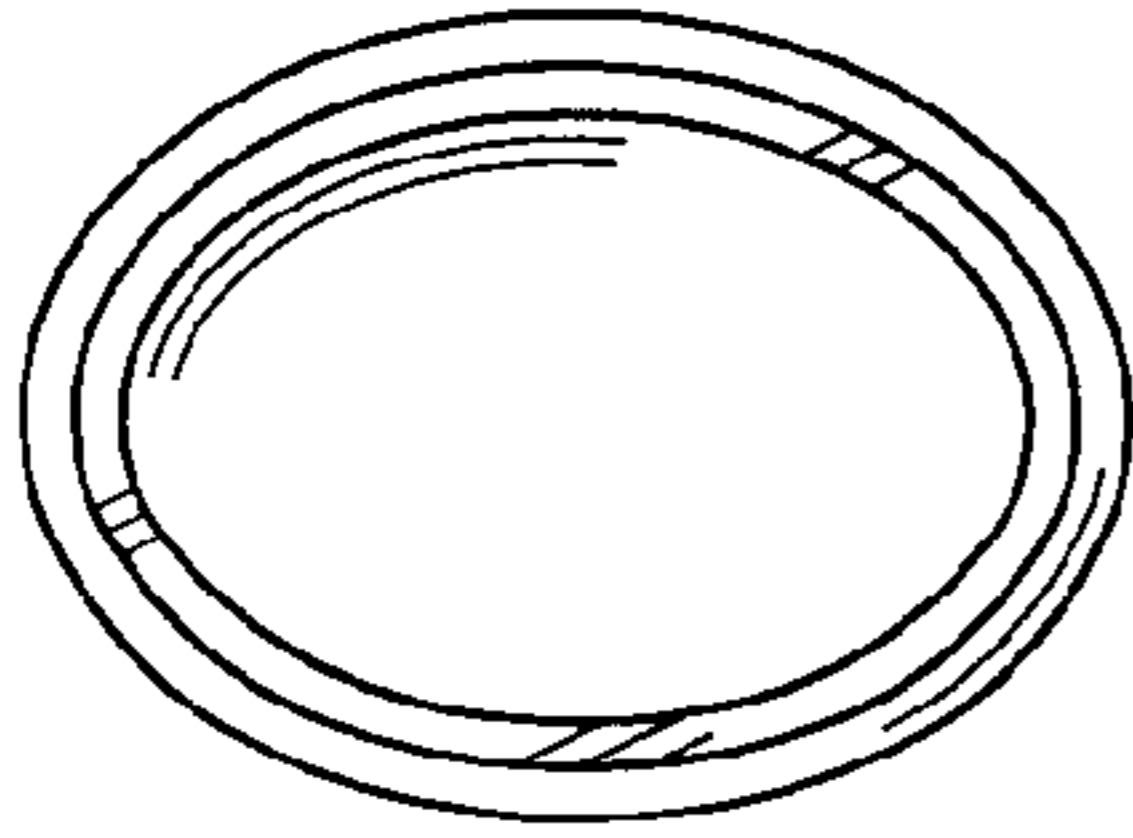


FIG. 3

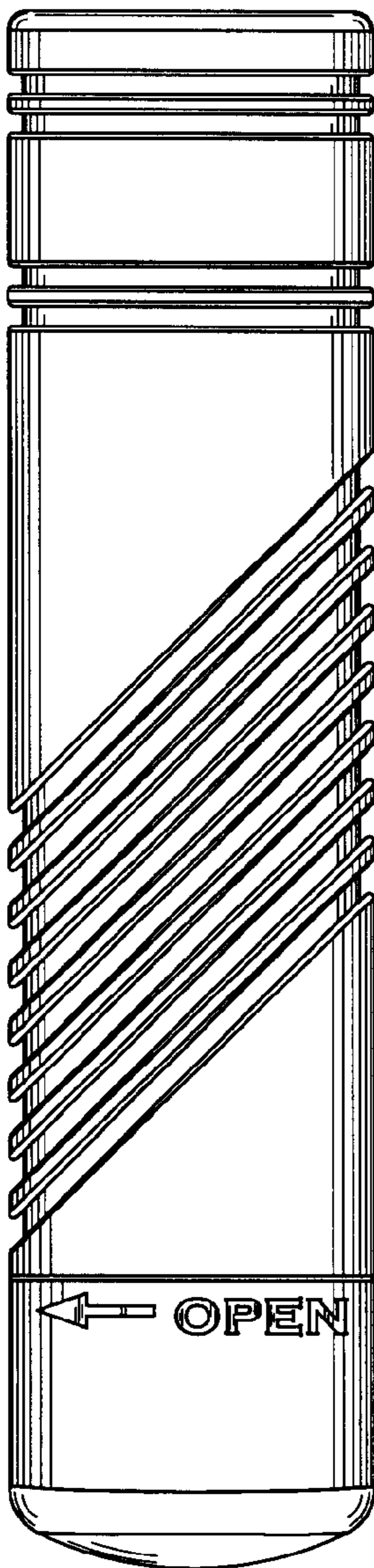


FIG. 4

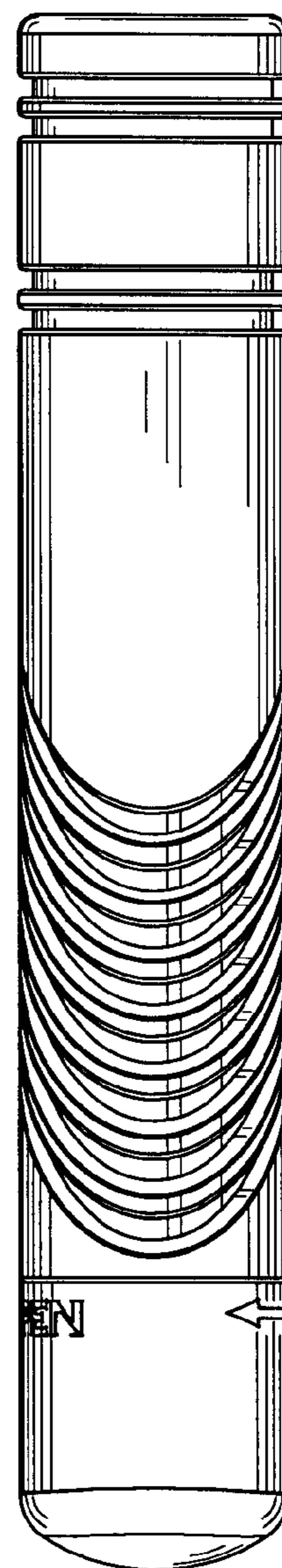


FIG. 2

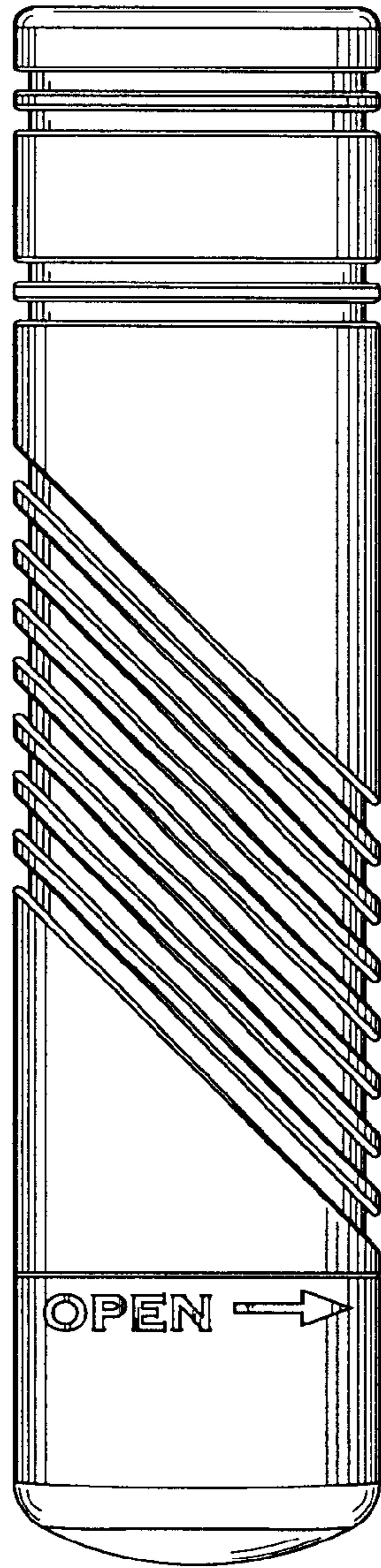


FIG. 7

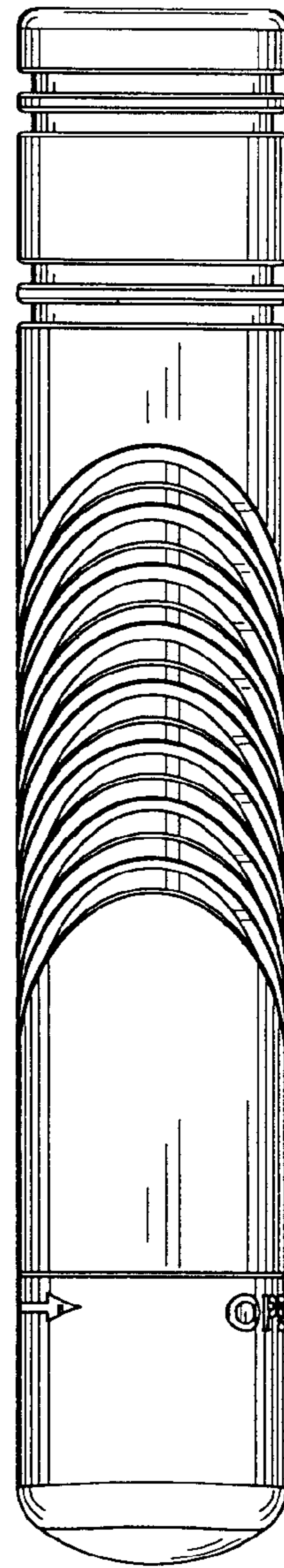


FIG. 6

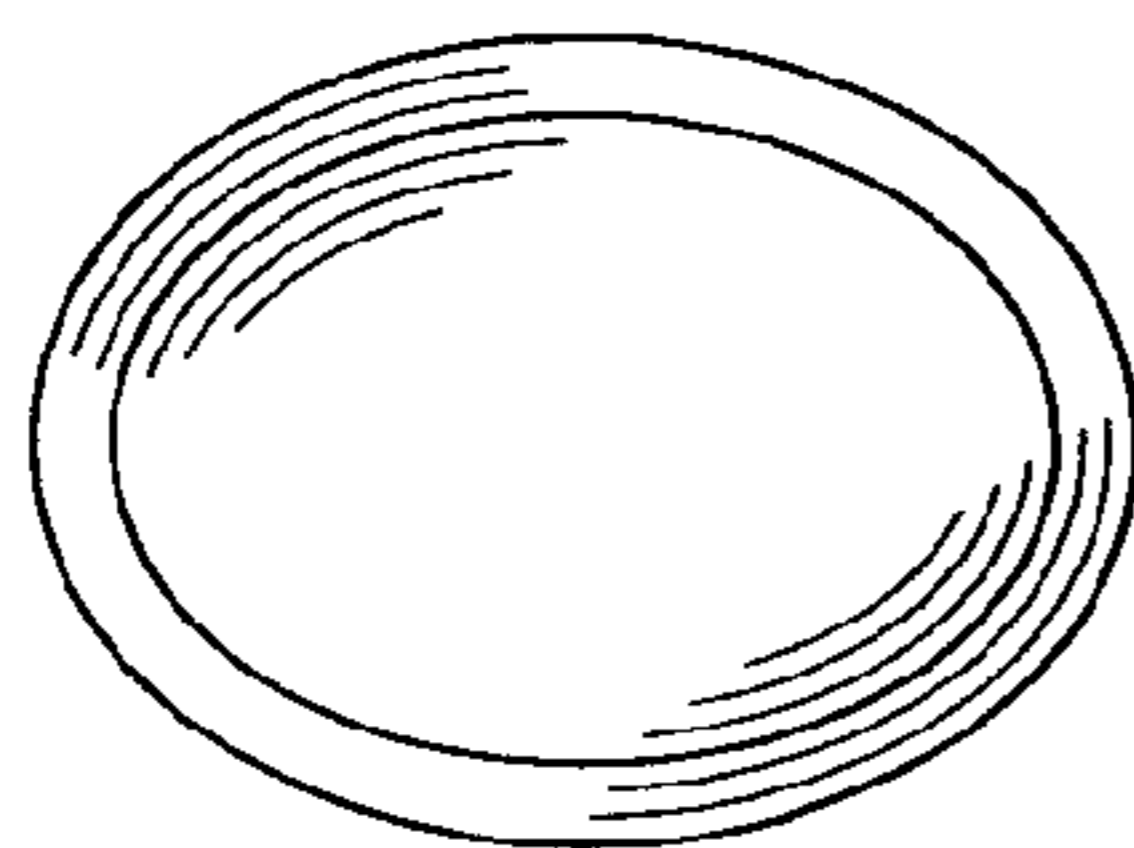


FIG. 5