



US00D532254S

(12) **United States Design Patent**
Norris et al.

(10) **Patent No.:** **US D532,254 S**

(45) **Date of Patent:** **** Nov. 21, 2006**

(54) **BEVERAGEWARE**

(75) Inventors: **Daniel A. Norris**, Williamsville, NY
(US); **Ron Lapsker**, Maple (CA)

(73) Assignee: **Prosoft International, Inc.**, Bridgetown
(BB)

(**) Term: **14 Years**

(21) Appl. No.: **29/222,426**

(22) Filed: **Jan. 28, 2005**

(51) **LOC (8) Cl.** **07-02**

(52) **U.S. Cl.** **D7/394**

(58) **Field of Classification Search** D7/318-320,
D7/361, 393, 394, 509, 510, 533-536; D8/107,
D8/307; D4/129, 138; 16/110.1, 430, 431;
220/592.17; 294/29, 33

See application file for complete search history.

(56) **References Cited**

U.S. PATENT DOCUMENTS

- 3,261,635 A * 7/1966 Talay 294/29
- 4,127,915 A * 12/1978 Logan et al. 294/33
- D436,294 S * 1/2001 Marck D7/511
- D458,509 S * 6/2002 Kramer et al. D7/394

- D484,359 S * 12/2003 Rohe D7/394
- D497,515 S * 10/2004 Bydalek D7/394
- D514,879 S * 2/2006 Norris et al. D7/394
- 2003/0140458 A1 * 7/2003 Lin 16/431

* cited by examiner

Primary Examiner—Holly H. Baynham

Assistant Examiner—Cynthia M. Chin

(74) *Attorney, Agent, or Firm*—Hodgson Russ LLP

(57) **CLAIM**

The ornamental design for beverageware, as shown and described.

DESCRIPTION

FIG. 1 is a perspective view of beverageware showing our new design;

FIG. 2 is a right-hand side elevational view thereof, the left-hand side view thereof being a mirror image of the side shown;

FIG. 3 is a front elevational view thereof;

FIG. 4 is a rear elevational view thereof;

FIG. 5 is a top plan view thereof; and,

FIG. 6 is a bottom plan view thereof.

The broken lines in FIG. 1 are for illustrative purposes only and form no part of the claimed design.

1 Claim, 1 Drawing Sheet

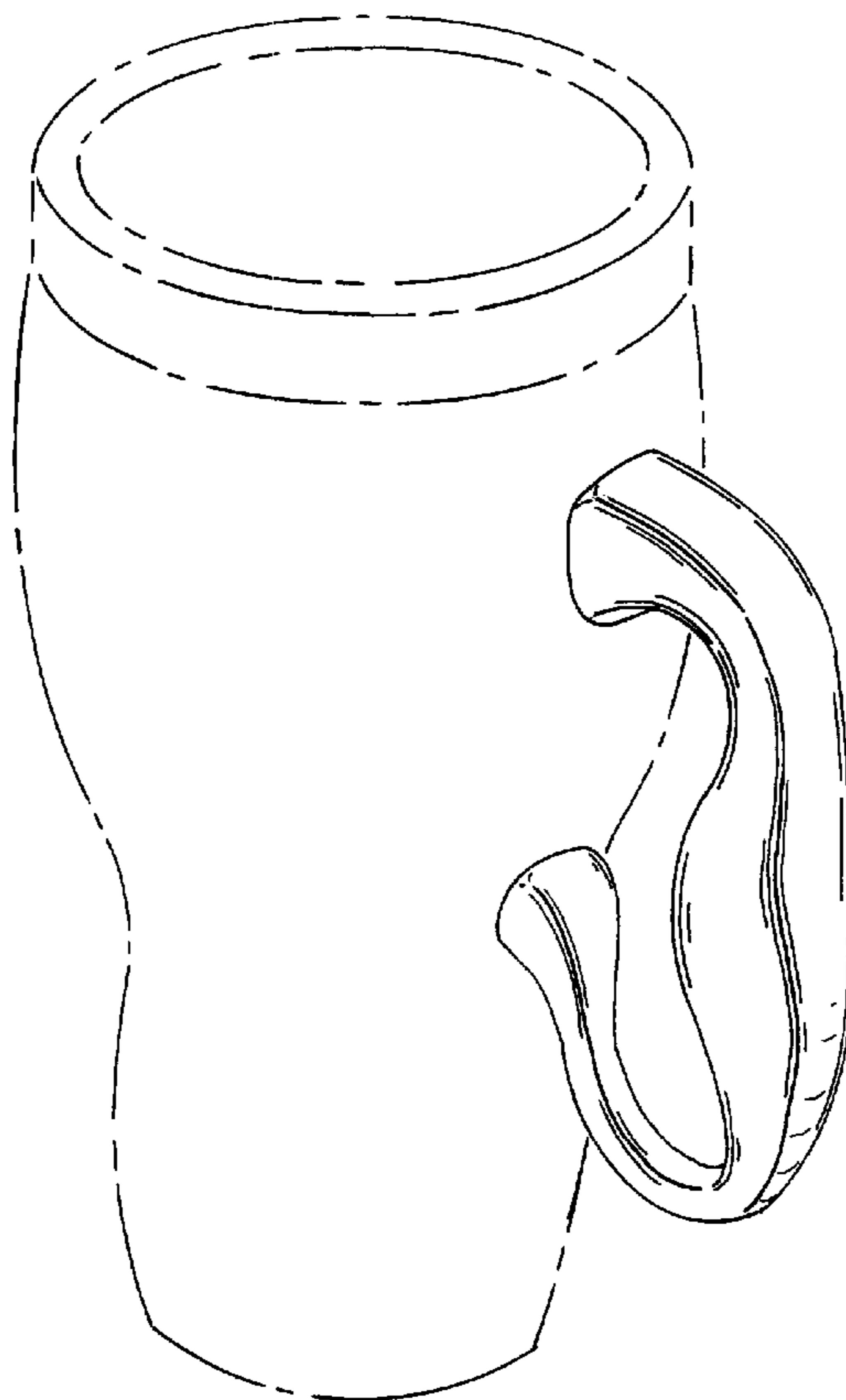


FIG. 1

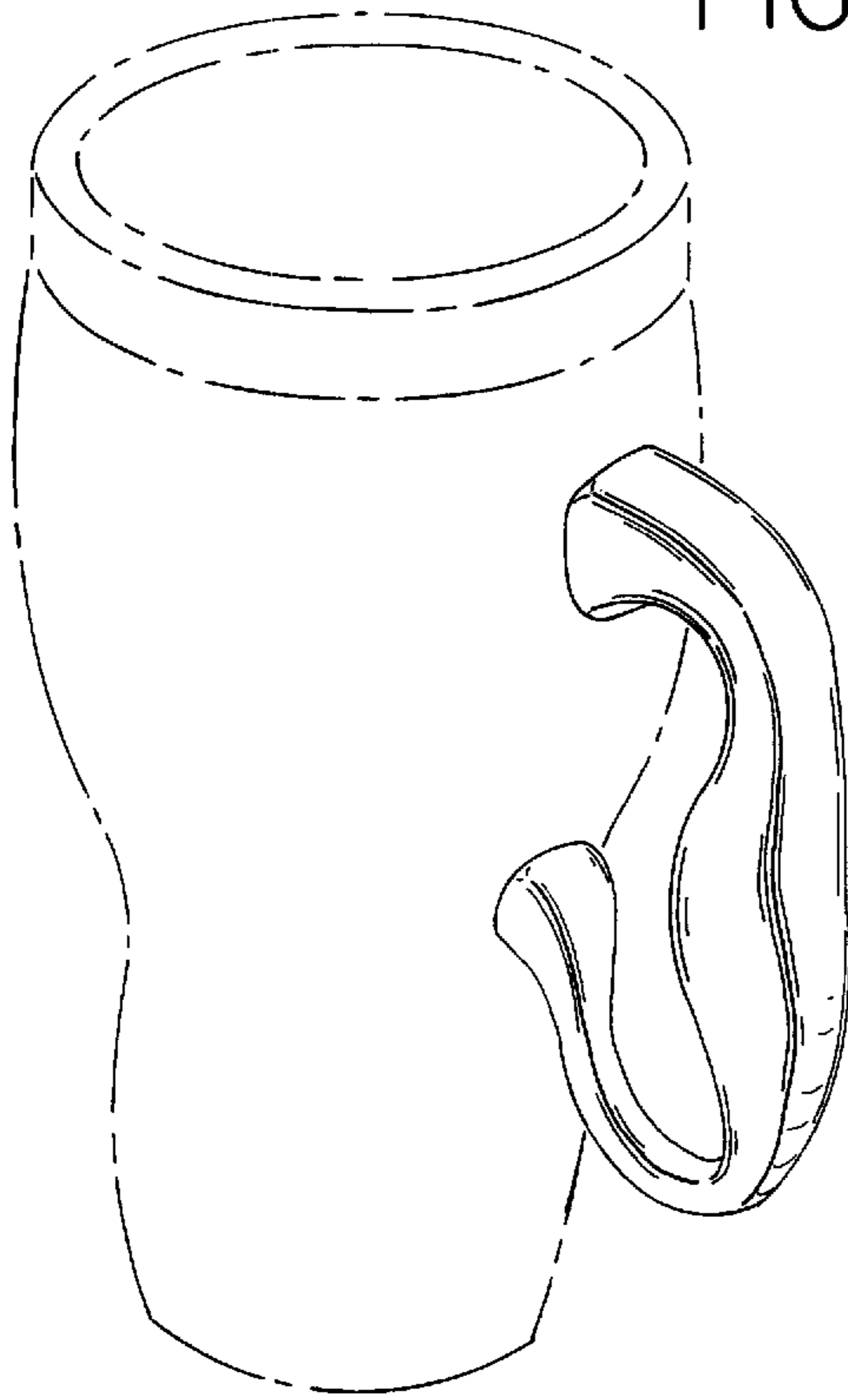


FIG. 2



FIG. 5




FIG. 3




FIG. 4



FIG. 6

