

US00D532246S

(12) **United States Design Patent**
Lane et al.

(10) **Patent No.:** **US D532,246 S**

(45) **Date of Patent:** **** Nov. 21, 2006**

(54) **FRYING PAN**

2,061,610 A * 11/1936 Burnette 126/390.1
3,007,595 A * 11/1961 Remley 220/4.22
6,619,192 B1 * 9/2003 Lee 99/422

(75) Inventors: **Gary Lane**, London (GB); **Alan Green**, Radlett Herts (GB); **Mark Hughes**, Worcs Dyaarc (GB); **Jan Holland**, Birmingham (GB)

FOREIGN PATENT DOCUMENTS

GB 3003433 * 4/2002

(73) Assignee: **Green Lane Products Limited**, Radlett (GB)

* cited by examiner

(**) Term: **14 Years**

Primary Examiner—Caron D. Veynar
Assistant Examiner—Ricky Pham

(21) Appl. No.: **29/222,756**

(74) *Attorney, Agent, or Firm*—Lowe Hauptman & Berner LLP.

(22) Filed: **Feb. 4, 2005**

(57) **CLAIM**

(30) **Foreign Application Priority Data**

We claim the ornamental design for a frying pan, as shown.

Aug. 6, 2004 (EM) 000211354

DESCRIPTION

(51) **LOC (8) Cl.** **07-02**

FIG. 1 is a right side elevation view of the invention;

(52) **U.S. Cl.** **D7/353**

FIG. 2 is a front elevation view, of the invention;

(58) **Field of Classification Search** D7/354-361,

FIG. 3 is a back elevation view of the invention;

D7/402, 393-395, 323, 500, 538-548, 584-588;

FIG. 4 is a top plan view in an open position;

220/573.1-573.5, 574.2; 29/527, 527.1, 527.4;

FIG. 5 is an opposite view of FIG. 4;

99/422, 425, 403, 445; 126/390; 210/464-469

FIG. 6 is a left side elevation view of the invention;

See application file for complete search history.

FIG. 7 is a right side perspective view in an open position;

(56) **References Cited**

and,

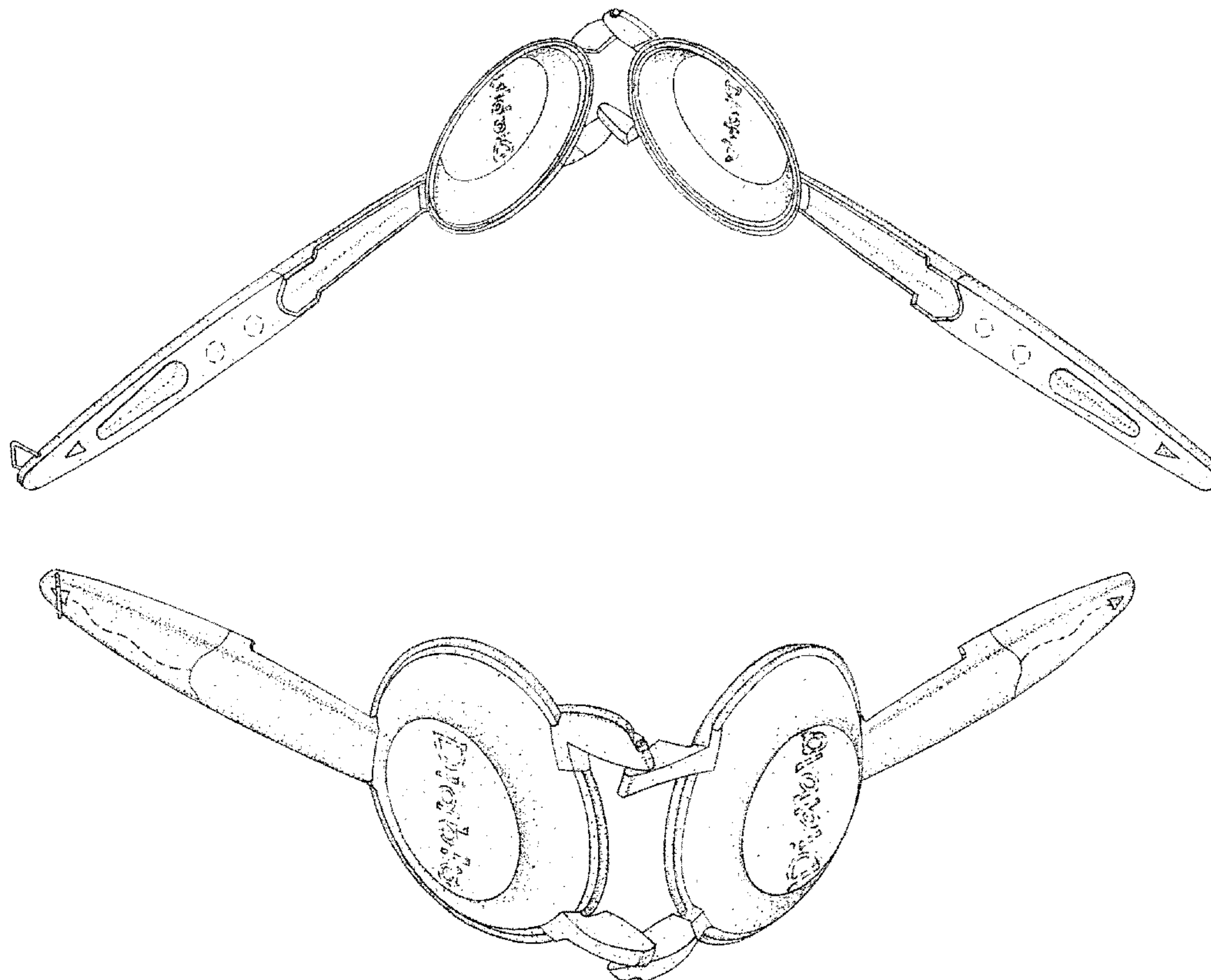
FIG. 8 is a perspective view of the opposite side shown in

U.S. PATENT DOCUMENTS

FIG. 8.

276,971 A * 5/1883 Potts 24/710

1 Claim, 5 Drawing Sheets



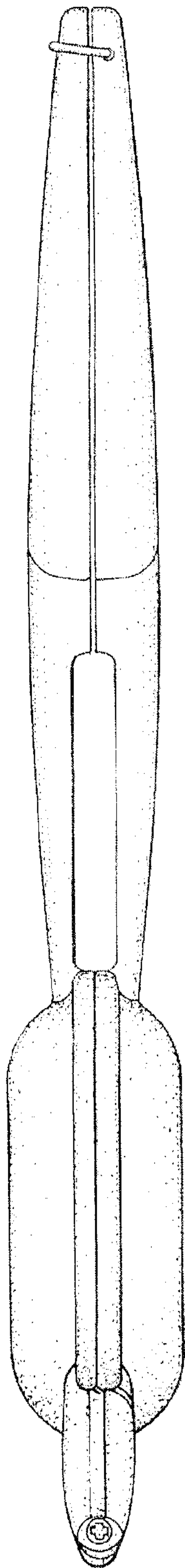


Fig. 1

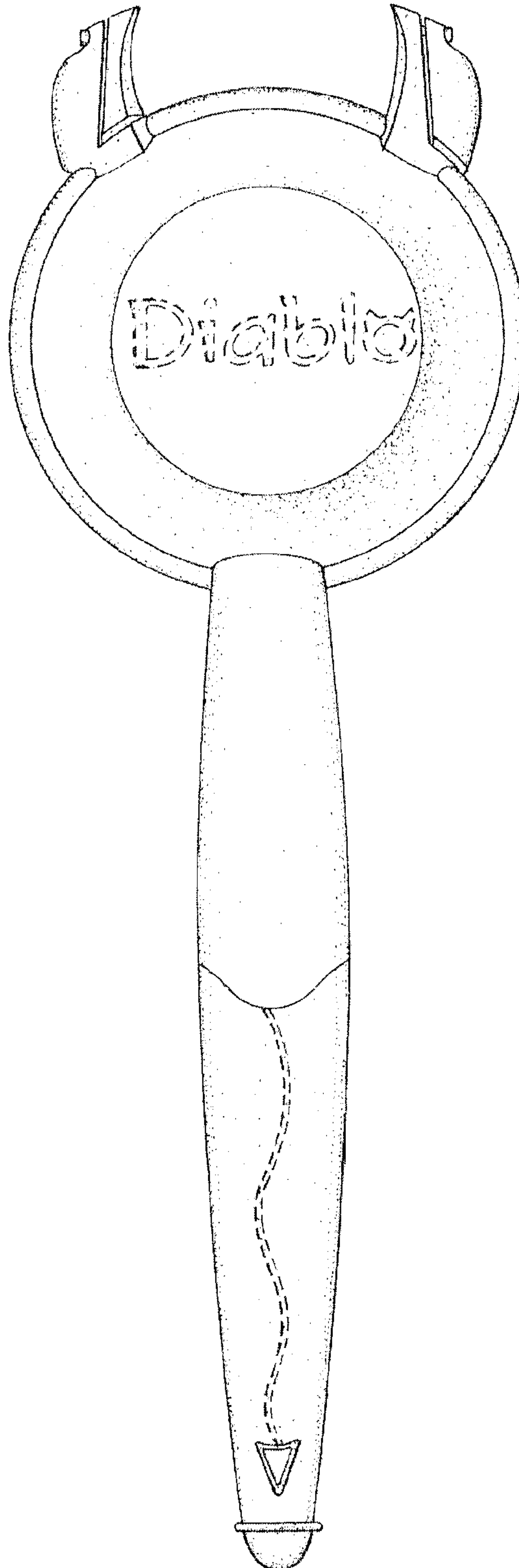


Fig. 2

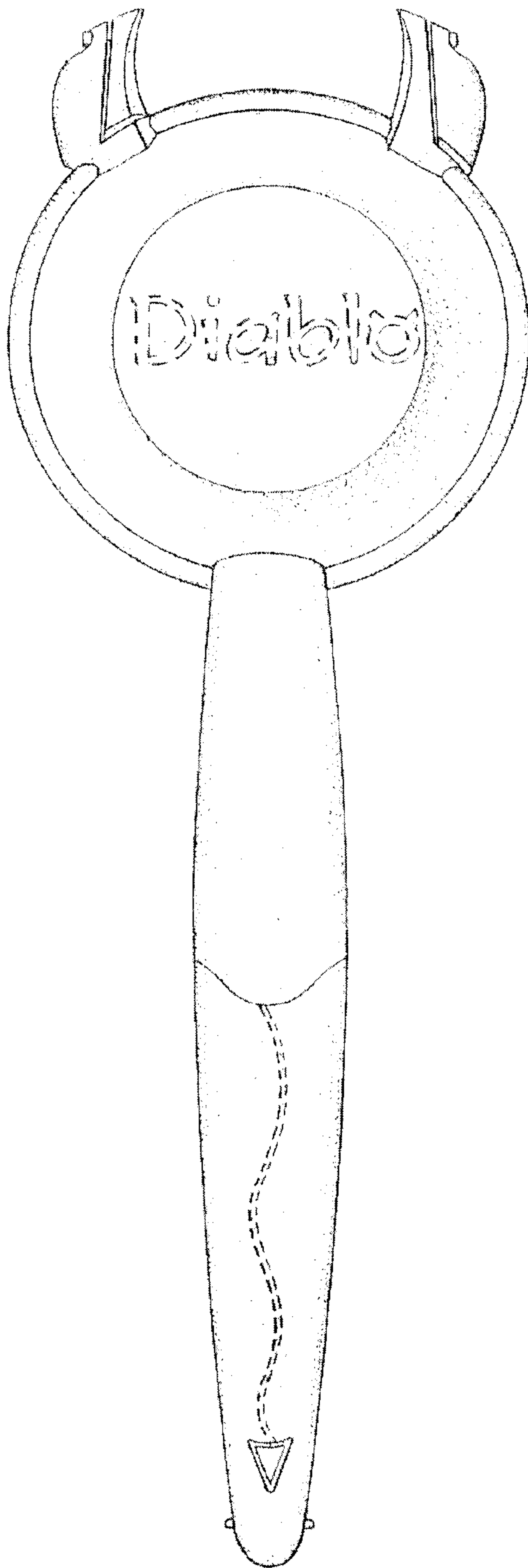


Fig. 3

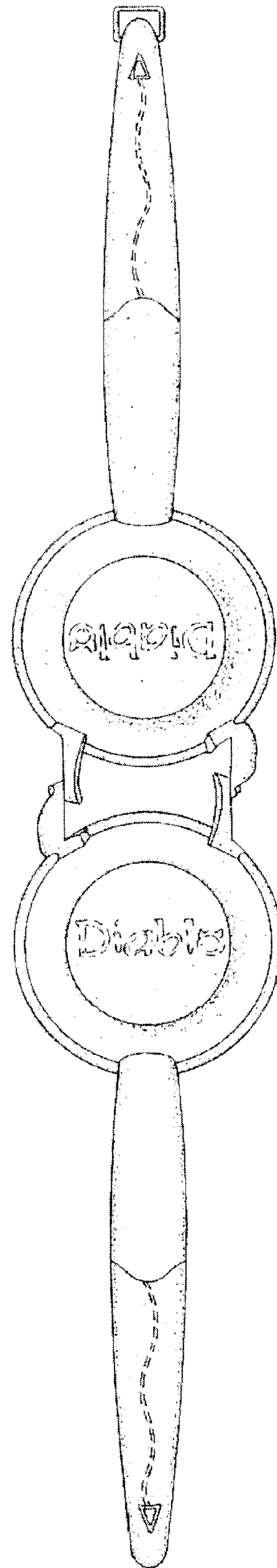


Fig. 4

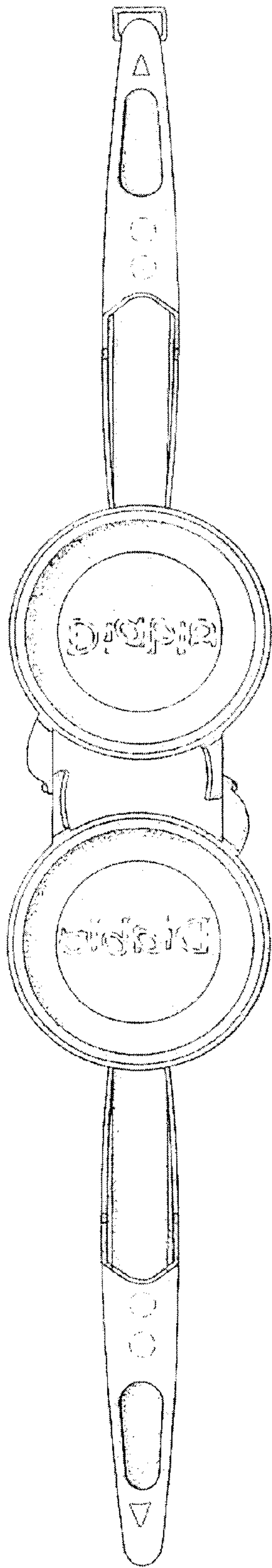


Fig. 5




Fig. 6

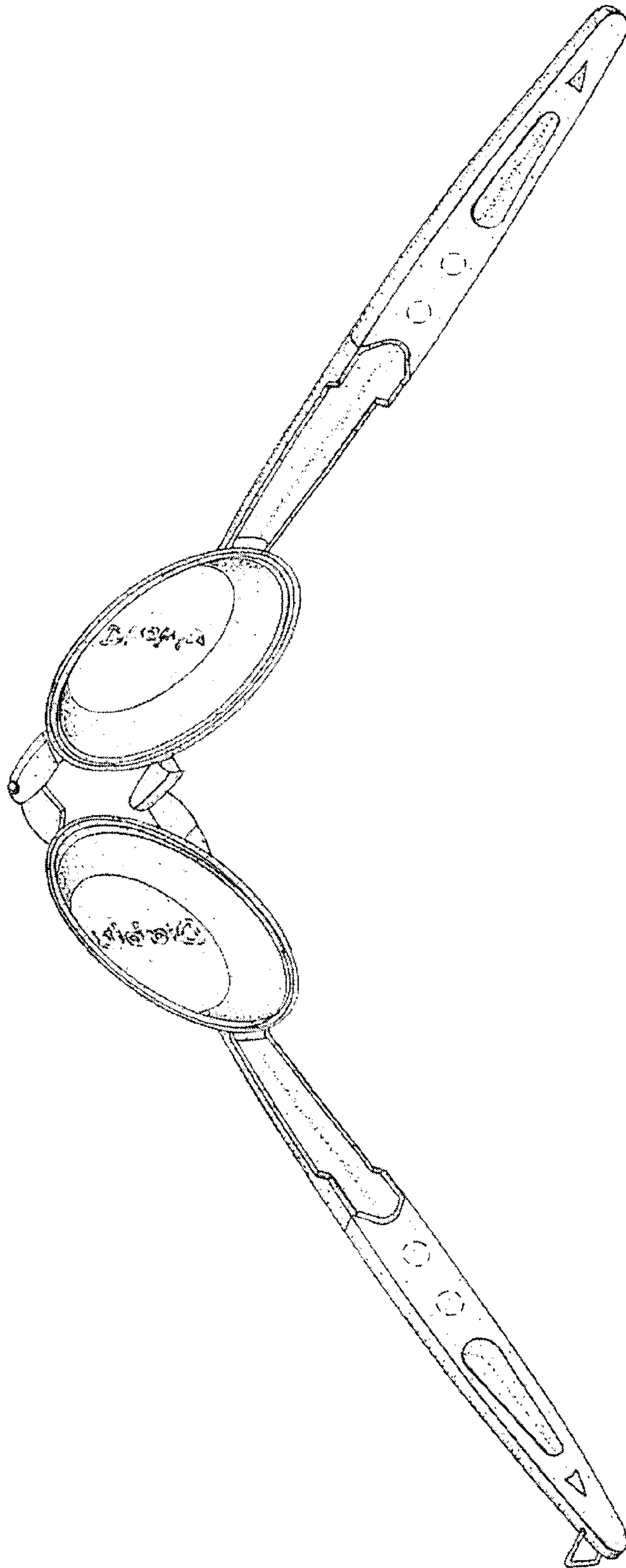


Fig. 7

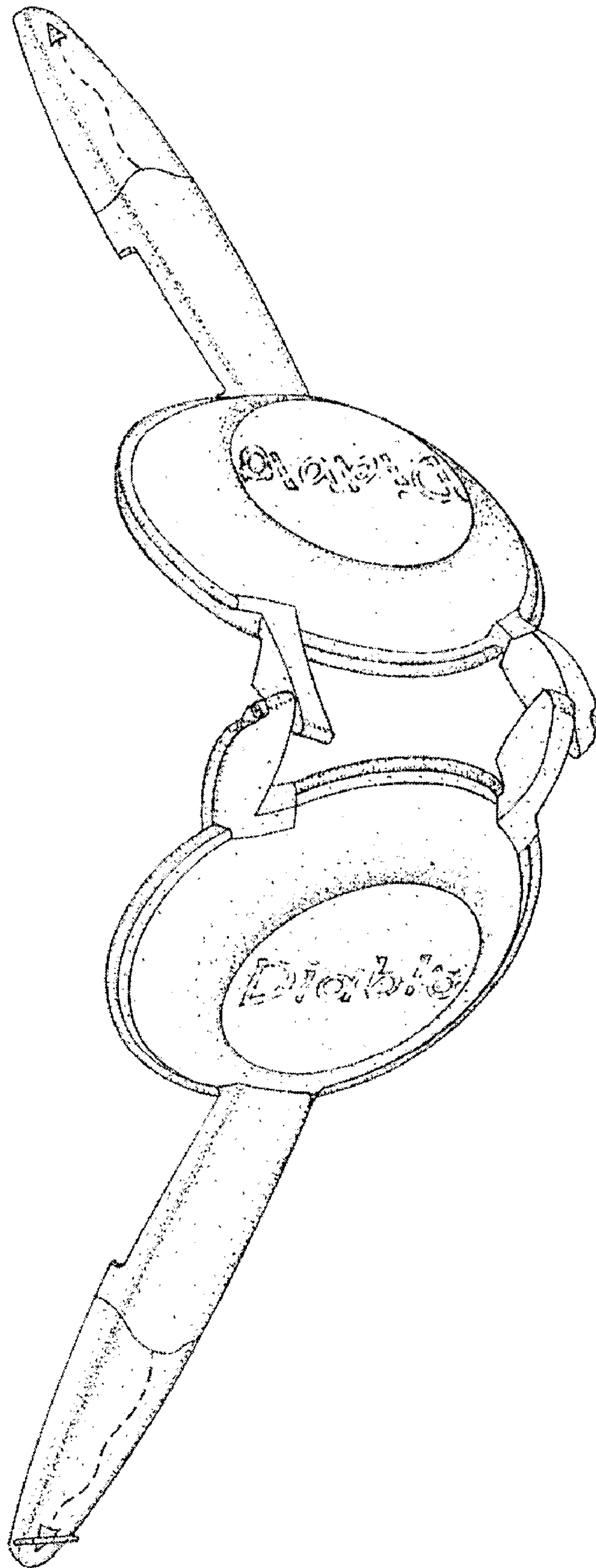


Fig. 8