

US00D532242S

(12) **United States Design Patent**
Aikens

(10) **Patent No.:** **US D532,242 S**

(45) **Date of Patent:** **** Nov. 21, 2006**

(54) **DRINKING STRAW STIRRER**

(76) Inventor: **Isaac Aikens**, 2302 Overpass Rd.,
Campbellton, FL (US) 32426

(**) Term: **14 Years**

(21) Appl. No.: **29/215,299**

(22) Filed: **Oct. 15, 2004**

(51) **LOC (8) Cl.** **07-06**

(52) **U.S. Cl.** **D7/300.2**

(58) **Field of Classification Search** D7/300.2,
D7/376; D24/147; D15/139; 30/123.3, 141;
215/229; 239/16, 17, 24, 33; 366/129, 343
See application file for complete search history.

(56) **References Cited**

U.S. PATENT DOCUMENTS

2,763,015	A	*	9/1956	Weigand	416/70	R
2,979,267	A	*	4/1961	Miller	239/33	
D190,752	S	*	6/1961	Pederson	D7/300.2	
D211,046	S	*	5/1968	Saffran	D7/300.2	
D217,840	S	*	6/1970	Nichols	D12/215	
D218,698	S	*	9/1970	Mannheimer	D7/300.2	
D218,950	S	*	10/1970	Schmucker	D15/139	
D240,263	S	*	6/1976	Southall	D15/139	
D278,065	S	*	3/1985	Sydrowski et al.	D15/139	
D298,822	S	*	12/1988	Littledeer	D12/215	
4,924,444	A	*	5/1990	Castellanos	366/343	
5,073,033	A		12/1991	Klepeis	366/328	
D343,608	S	*	1/1994	Nazara	D12/215	
D362,834	S	*	10/1995	Stout et al.	D12/215	
D372,485	S	*	8/1996	Stone et al.	D15/139	
D376,809	S	*	12/1996	Stone et al.	D15/139	
D393,566	S	*	4/1998	Buehner	D7/300.2	
D394,663	S	*	5/1998	Stone et al.	D15/139	
6,056,206	A	*	5/2000	Whiton	239/33	

D428,298	S	*	7/2000	Cohen	D7/300.2	
D430,447	S	*	9/2000	Thuma	D7/300.2	
D433,282	S		11/2000	Bohannon, Jr. et al.	D7/412	
D440,457	S	*	4/2001	Cohen	D7/300.2	
D440,810	S	*	4/2001	Olson	D7/300.2	
6,247,837	B1		6/2001	Wardberg	366/129	
D455,446	S	*	4/2002	Collins	D15/139	
6,375,092	B1	*	4/2002	Banach	239/33	
6,454,455	B1		9/2002	Jungvig	366/129	
D507,585	S	*	7/2005	Held	D15/139	
2005/0007867	A1	*	1/2005	Wanat	366/129	
2005/0190647	A1	*	9/2005	Rosati	366/343	

* cited by examiner

Primary Examiner—Holly H. Baynham
Assistant Examiner—Cynthia M. Chin
(74) *Attorney, Agent, or Firm*—Sturm & Fix LLP


(57) **CLAIM**

The ornamental design for a drinking straw stirrer, as shown and described.

DESCRIPTION

FIG. 1 is a perspective view of the drinking straw stirrer showing my decorative design with a drinking receptacle illustrated in phantom;
FIG. 2 is an isolated perspective view of the drinking straw stirrer;
FIG. 3 is a front elevational view thereof with the rear elevational view being the mirror image thereof,
FIG. 4 is a right side elevational view thereof with the left side elevational view being the mirror image thereof;
FIG. 5 is a top plan view thereof; and,
FIG. 6 is a bottom plan view thereof.
The broken lines are for illustrative purposes only and forms no part of the claimed design.

1 Claim, 1 Drawing Sheet






Fig. 1

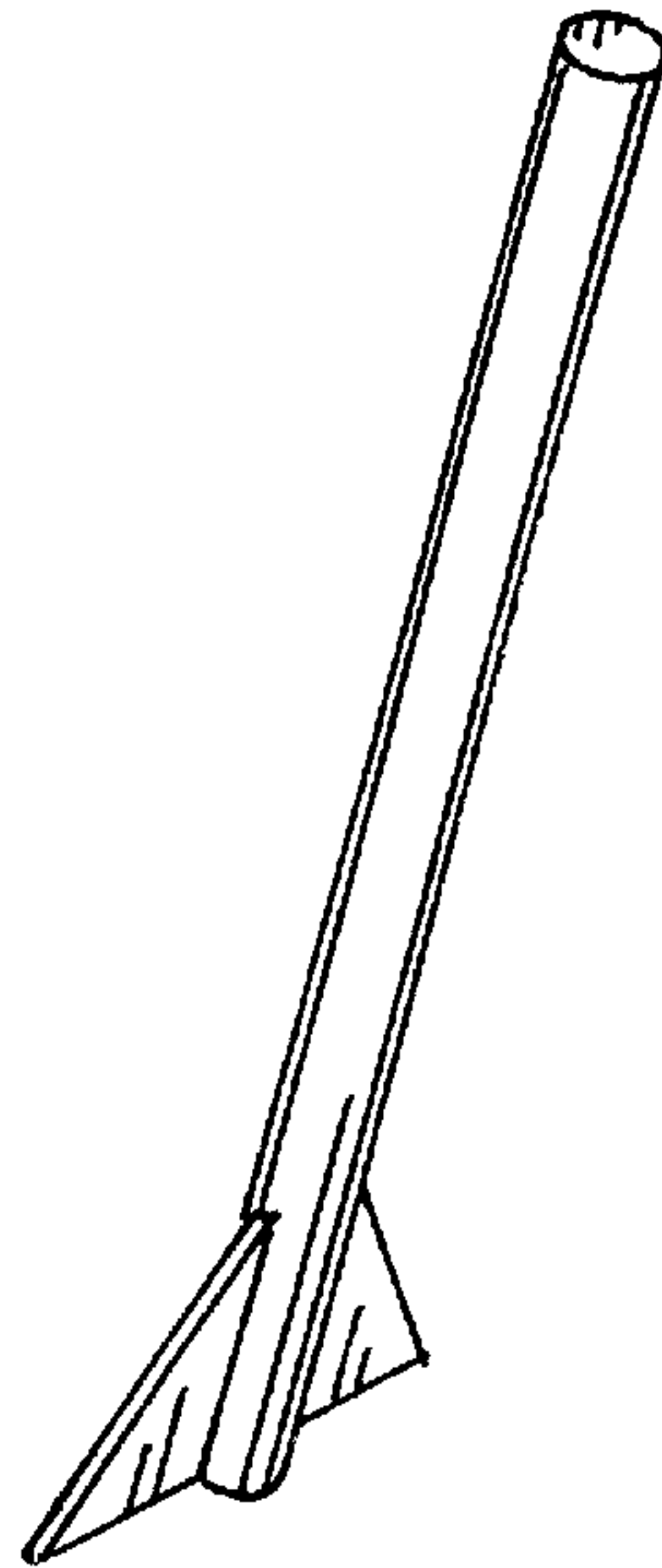


Fig. 2

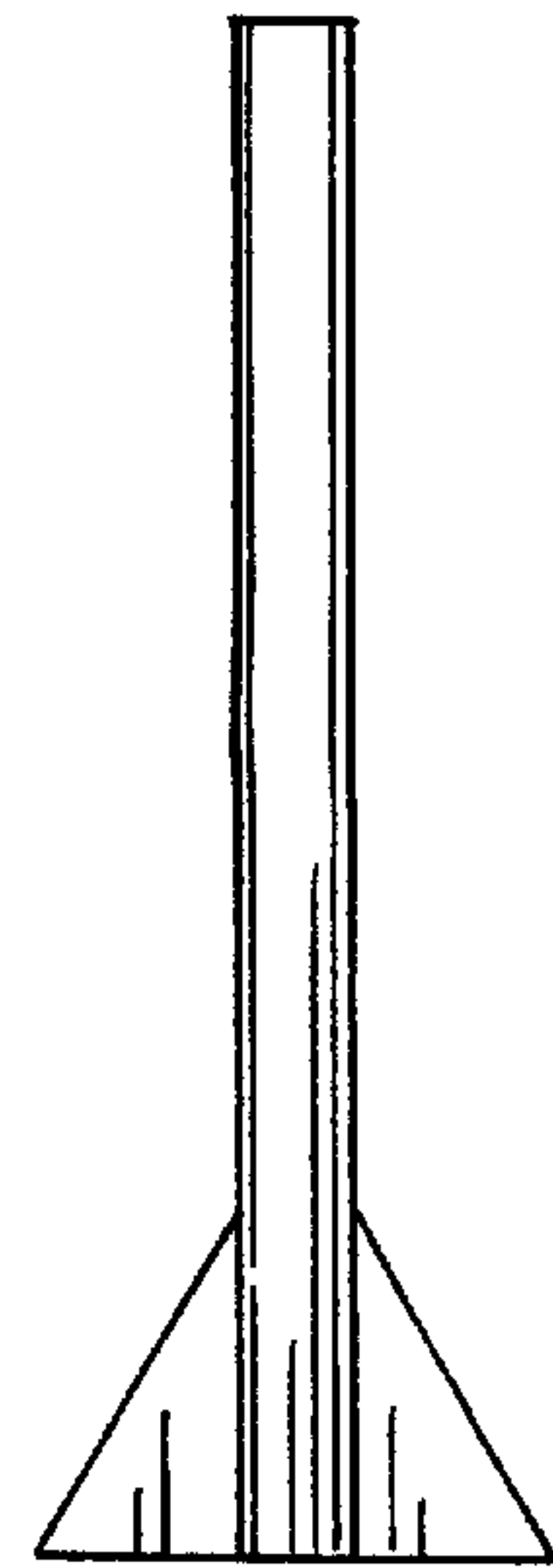


Fig. 3



Fig. 4



Fig. 5

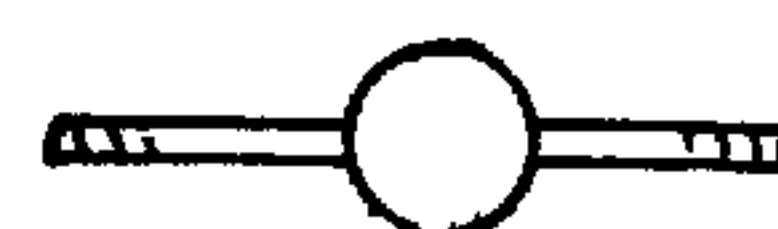


Fig. 6