



US00D532238S

(12) **United States Design Patent**  
**Thrush**

(10) **Patent No.:** **US D532,238 S**

(45) **Date of Patent:** **\*\* \*Nov. 21, 2006**

(54) **FLOOR MATTING**

(75) Inventor: **Bruce A. Thrush**, Laguna Niguel, CA  
(US)

(73) Assignee: **Parallax Group International, LLC**,  
San Clemente, CA (US)

(\* ) Notice: This patent is subject to a terminal dis-  
claimer.

(\*\*) Term: **14 Years**

(21) Appl. No.: **29/203,027**

(22) Filed: **Apr. 8, 2004**

(51) **LOC (8) Cl.** ..... **06-11**

(52) **U.S. Cl.** ..... **D6/582**

(58) **Field of Classification Search** ..... D6/582,  
D6/588, 583; D12/203; D5/24, 32, 39; 15/215-217;  
428/78, 198, 88; 29/449

See application file for complete search history.

(56) **References Cited**

**U.S. PATENT DOCUMENTS**

34,001	A	*	12/1861	Mayall	.....	15/215
729,923	A	*	6/1903	Ellis	.....	52/177
863,054	A	*	8/1907	Dickerson	.....	15/215
D43,499	S	*	2/1913	Force	.....	D6/583
2,449,465	A	*	9/1948	Flaker	.....	15/215

3,579,704	A	*	5/1971	Holzl	.....	15/215
D274,998	S	*	8/1984	Johansson	.....	D12/203
D281,752	S	*	12/1985	Dickens et al.	.....	D6/582
D478,452	S	*	8/2003	Kafka et al.	.....	D6/583
D478,494	S	*	8/2003	Arnold	.....	D8/107

\* cited by examiner

*Primary Examiner*—Holly H. Baynham

(74) *Attorney, Agent, or Firm*—Rutan & Tucker, LLP

(57) **CLAIM**

The ornamental design for the floor matting, as shown and described.

**DESCRIPTION**

FIG. 1 is a top plan view of the floor matting of the present invention;

FIG. 2 is an enlarged, partial view of the embossed pattern on the top view of the design shown in FIG. 1;




FIG. 3 is a bottom plan view of the floor matting of FIG. 1; FIG. 4 is an enlarged, partial view of the embossed pattern on the bottom view of the design shown in FIG. 3;

FIG. 5 shows a side view of the floor mat of FIG. 1; and, FIG. 6 is an enlarged, partial view of the edge of the side view shown in FIG. 5.

The top portion and the bottom portion of the floor matting illustrated has different colors which creates an undulating wave-like design when the mat is viewed from the side.

Each side of the design is a mirror image.

**1 Claim, 1 Drawing Sheet**






FIG. 2




FIG. 4

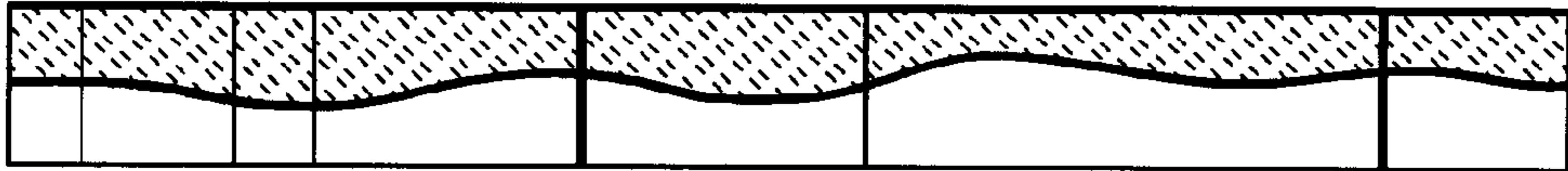


FIG. 6




FIG. 1




FIG. 3



FIG. 5



US00D532238C1

(12) **EX PARTE REEXAMINATION CERTIFICATE** (12076th)  
**United States Patent**  
**Thrush**

(10) **Number:** **US D532,238 C1**  
(45) **Certificate Issued:** **\*Jun. 22, 2022**

(54) **FLOOR MATTING**

(75) **Inventor:** **Bruce A. Thrush**, Laguna Niguel, CA  
(US)

(73) **Assignee:** **Parallax Group International, LLC**

**Reexamination Request:**

No. 90/013,849, Oct. 28, 2016

**Reexamination Certificate for:**

Patent No.: **Des. 532,238**  
Issued: **Nov. 21, 2006**  
Appl. No.: **29/203,027**  
Filed: **Apr. 8, 2004**

(\*) **Notice:** This patent is subject to a terminal disclaimer.

(51) **LOC (13) Cl.** ..... 06-11


(52) **U.S. Cl.**  
USPC ..... **D6/582**

(58) **Field of Classification Search**  
USPC ..... D6/582, 592  
CPC ..... F16B 17/008  
See application file for complete search history.

(56) **References Cited**

To view the complete listing of prior art documents cited during the proceeding for Reexamination Control Number 90/013,849, please refer to the USPTO's public Patent Application Information Retrieval (PAIR) system under the Display References tab.

*Primary Examiner* — George D. Kirschbaum



**1**  
**EX PARTE**  
**REEXAMINATION CERTIFICATE**

THE PATENT IS HEREBY AMENDED AS  
INDICATED BELOW.

5

AS A RESULT OF REEXAMINATION, IT HAS BEEN  
DETERMINED THAT:

The Claim 1 is cancelled.

10

\* \* \* \* \*