



US00D532228S

(12) **United States Design Patent**
Snell

(10) **Patent No.:** **US D532,228 S**

(45) **Date of Patent:** **** Nov. 21, 2006**

(54) **WALL MOUNT PAPER TOWEL HOLDER**

D486,333 S * 2/2004 Hoernig D6/521

(75) Inventor: **Russell Benton Snell**, Bentleyville, OH
(US)

OTHER PUBLICATIONS

2004 InterDesign, Inc. product brochure, pp. 9,10 w/front
and back cover.

(73) Assignee: **InterDesign, Inc.**, Solon, OH (US)

* cited by examiner

(**) Term: **14 Years**

Primary Examiner—Brian N Vinson

(21) Appl. No.: **29/251,554**

(74) *Attorney, Agent, or Firm*—D. Peter Hochberg; Sean
Mellino

(22) Filed: **Jan. 10, 2006**

(57) **CLAIM**

(51) **LOC (8) Cl.** **23-02**

The ornamental design for a wall mount paper towel holder,
as shown and described.

(52) **U.S. Cl.** **D6/522; D6/549**

(58) **Field of Classification Search** D6/546–550,
D6/518–519, 522–524; D8/300, 303, 315–321;
108/28–29; 211/13.1, 16, 60.1, 86.01, 87.01,
211/88.01, 88.04, 100, 105.1–105.2, 123,
211/181.1, 182; 248/175, 176.1, 251, 302;
16/110.1, 412, 415; 242/570, 590, 595–598
See application file for complete search history.

DESCRIPTION

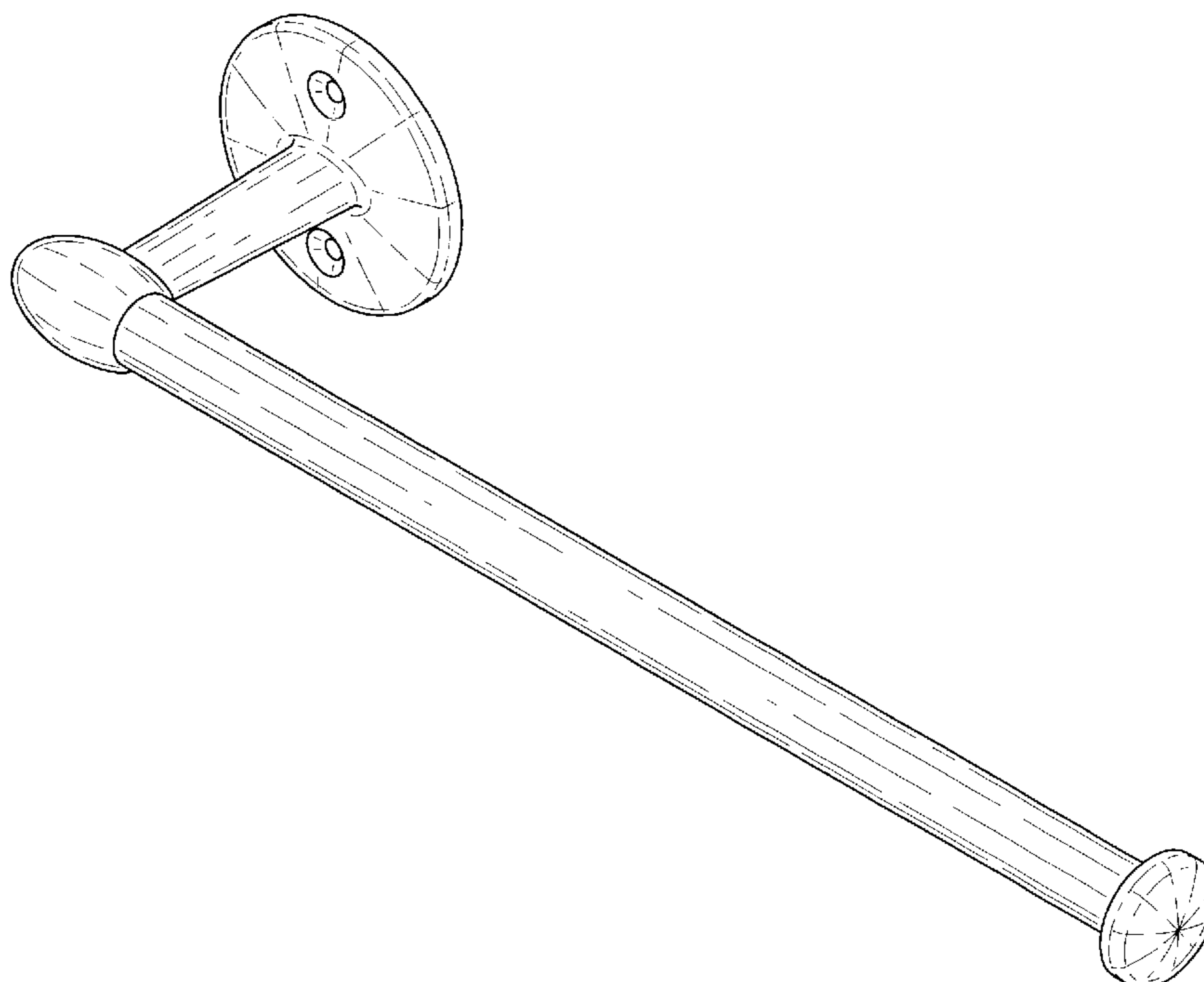
FIG. 1 is a perspective view of the wall mount paper towel holder according to the invention;
FIG. 2 is a top view of the wall mount paper towel holder as shown in FIG. 1;
FIG. 3 is a front view of the wall mount paper towel holder as shown in FIG. 1;
FIG. 4 is a side view of the wall mount paper towel holder as shown in FIG. 1;
FIG. 5 is a rear view of the wall mount paper towel holder as shown in FIG. 1;
FIG. 6 is a side view of the wall mount paper towel holder as shown in FIG. 1, shown from the opposite side as that shown in FIG. 4; and,
FIG. 7 is a bottom view of the wall mount paper towel holder as shown in FIG. 1.

(56) **References Cited**

U.S. PATENT DOCUMENTS

D154,899 S	*	8/1949	Boord	D6/521
3,370,805 A	*	2/1968	Barbee	242/594.3
D259,906 S	*	7/1981	Fleischmann et al.	D6/521
D398,466 S	*	9/1998	Odom	D6/521
D450,962 S	*	11/2001	Hundley	D6/521
D460,650 S		7/2002	Snell		
D461,082 S		8/2002	Snell		
D472,085 S	*	3/2003	Goodman et al.	D6/522
D477,730 S	*	7/2003	Hoernig	D6/521

1 Claim, 3 Drawing Sheets



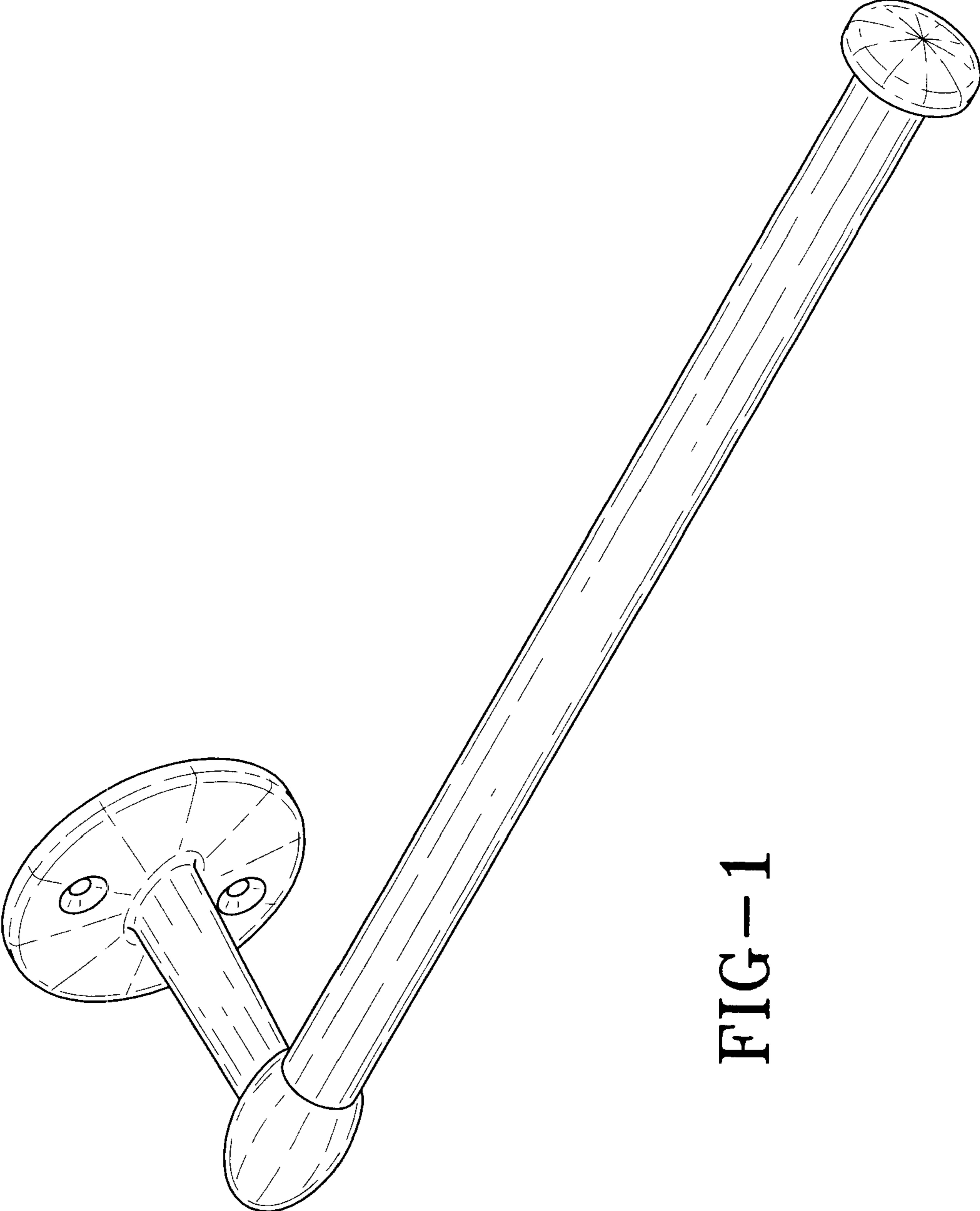


FIG-1

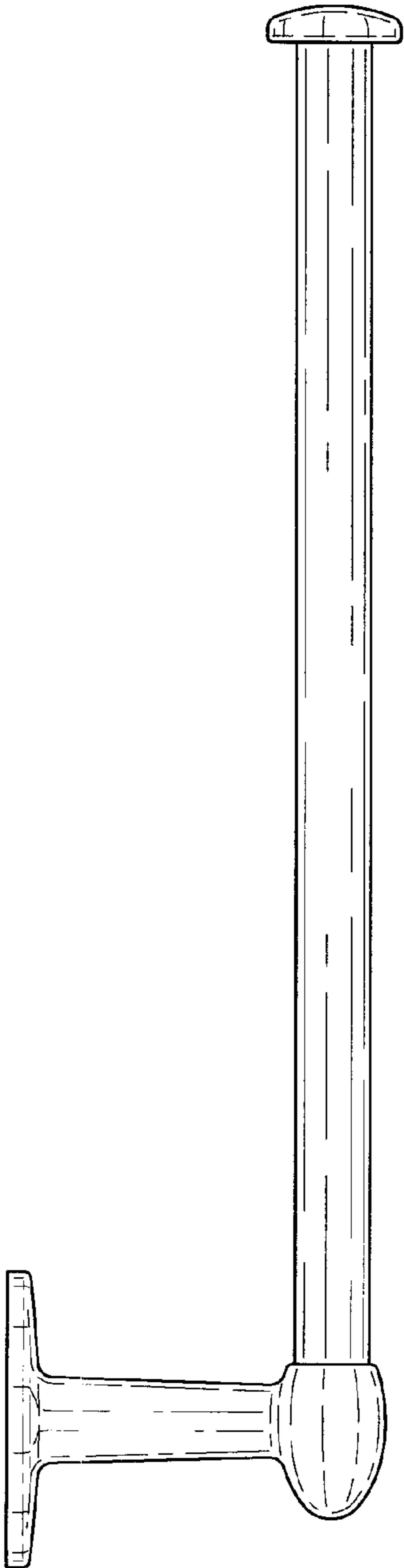


FIG-2

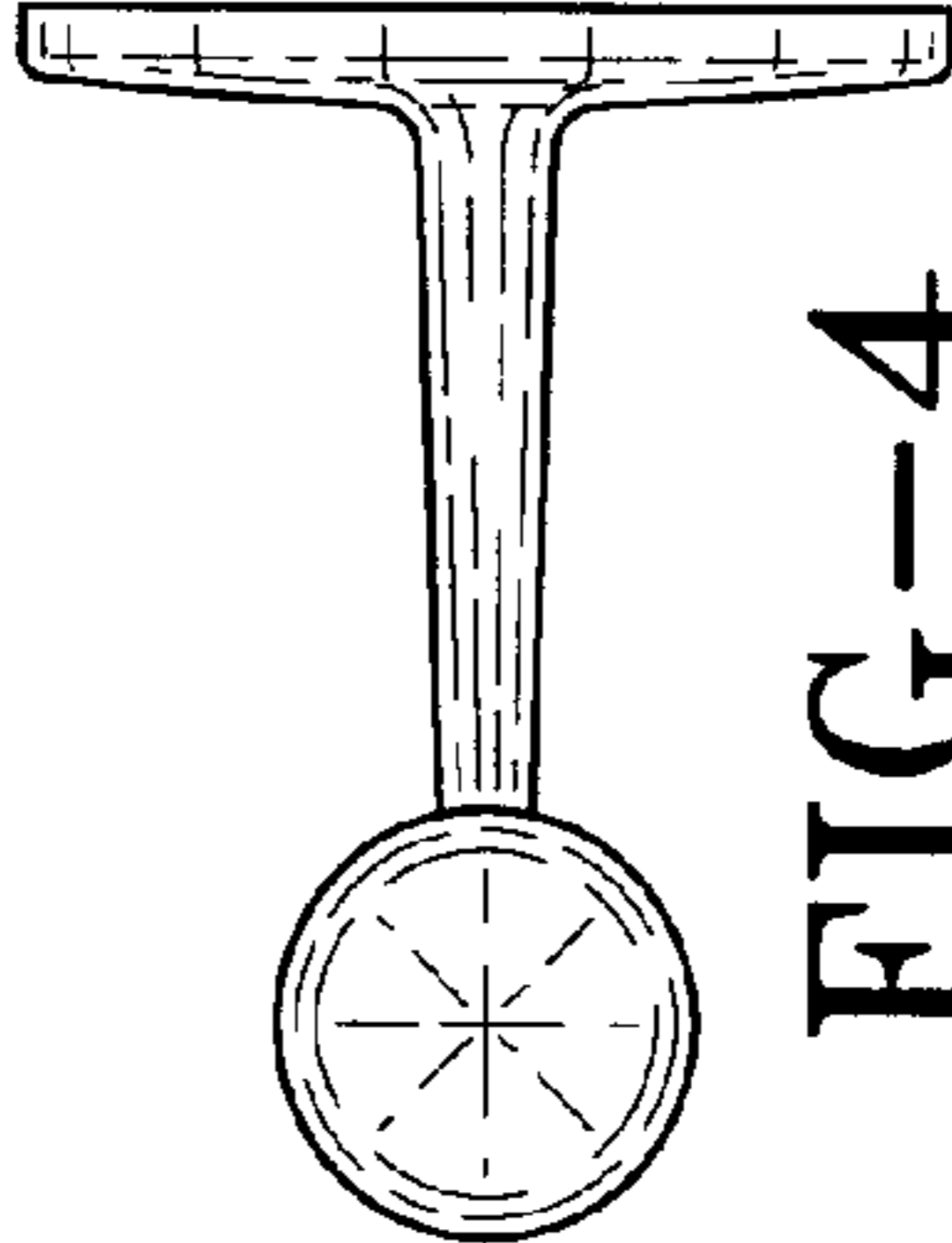


FIG-4

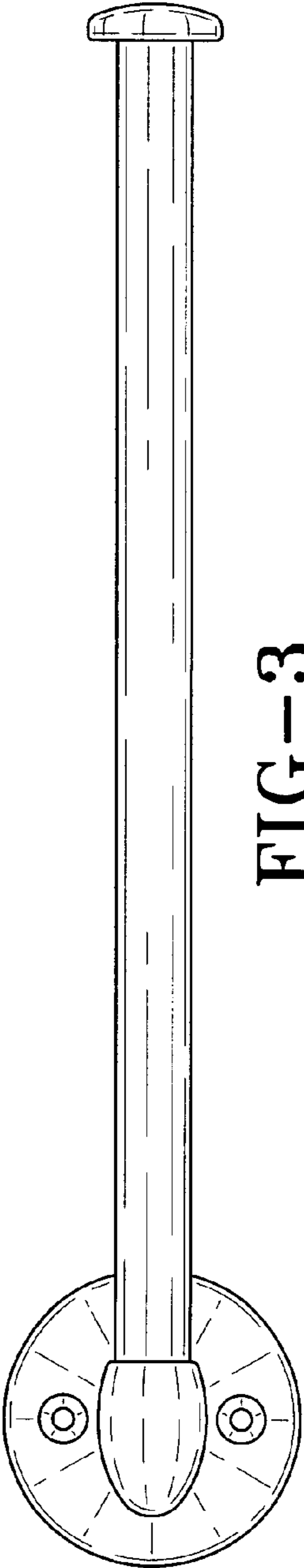


FIG-3




FIG-6

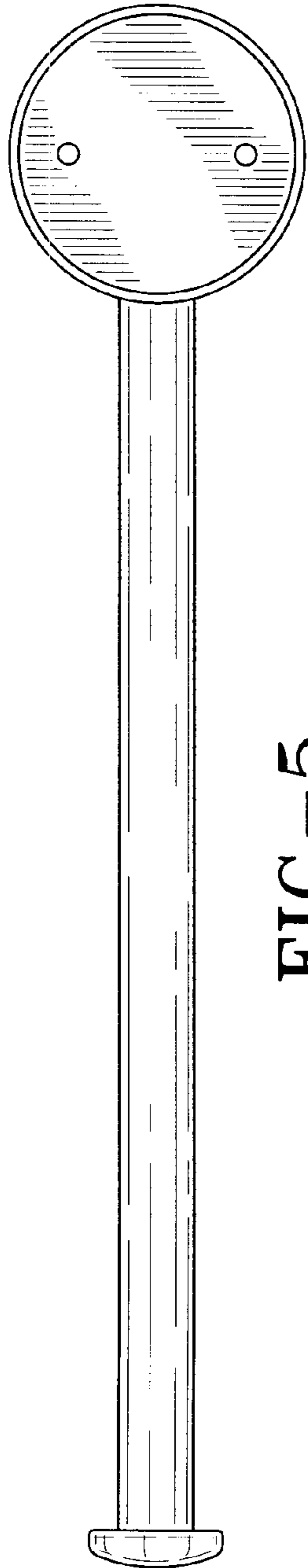


FIG-5




FIG-7