



US00D532210S

(12) **United States Design Patent**  
**McCurry**

(10) **Patent No.:** **US D532,210 S**

(45) **Date of Patent:** **\*\* Nov. 21, 2006**

(54) **BENCH**

(75) Inventor: **Margaret McCurry**, Chicago, IL (US)

(73) Assignee: **Landscape Forms, Inc.**, Kalamazoo, MI (US)

(\*\*) Term: **14 Years**

(21) Appl. No.: **29/251,487**

(22) Filed: **Jan. 9, 2006**

(51) **LOC (8) Cl.** ..... **06-01**

(52) **U.S. Cl.** ..... **D6/349**

(58) **Field of Classification Search** ..... D6/332,  
D6/335-337, 340, 349, 355, 352-353, 369-370,  
D6/381, 495, 499-502; 5/12.1; 108/118,  
108/119, 137; 297/16.1-16.2, 451.9, 452.11,  
297/452.63, 217.1, 31, 175, 423.1, 423.16,  
297/461, 232

See application file for complete search history.

(56) **References Cited**

**U.S. PATENT DOCUMENTS**

2,060,099	A	*	11/1936	McNeff	.....	248/440
D146,378	S	*	2/1947	Obrig	.....	D6/349
D236,395	S	*	8/1975	Kinsman	.....	D6/373
D273,829	S	*	5/1984	Desnoyers	.....	D6/484
D284,717	S	*	7/1986	Murry	.....	D6/349
D294,782	S	*	3/1988	Balderi	.....	D6/373
D296,273	S	*	6/1988	Colby	.....	D6/347

D303,877	S	*	10/1989	Norton	.....	D6/349
D344,417	S	*	2/1994	Schwartz	.....	D6/373
D365,937	S	*	1/1996	Skalka	.....	D6/370
D486,664	S	*	2/2004	Pappas	.....	D6/381
D510,492	S	*	10/2005	Sakurai et al.	.....	D6/495

**OTHER PUBLICATIONS**

RPI, Sweets Catalog, buy line 2417, 2 pp., 2005.  
Ecogenic Series, Huntco, Portland, OR, 1 pg., Sweets Catalog 2005.

\* cited by examiner

*Primary Examiner*—Sandra S. Snapp

(74) *Attorney, Agent, or Firm*—Jeff Rothenberg, Esq.;  
Heslin Rothenberg Farley & Mesiti, P.C.

(57) **CLAIM**

The ornamental design for a bench, as shown and described.

**DESCRIPTION**

FIG. 1 is an isometric view of a first embodiment of the bench of the present design;

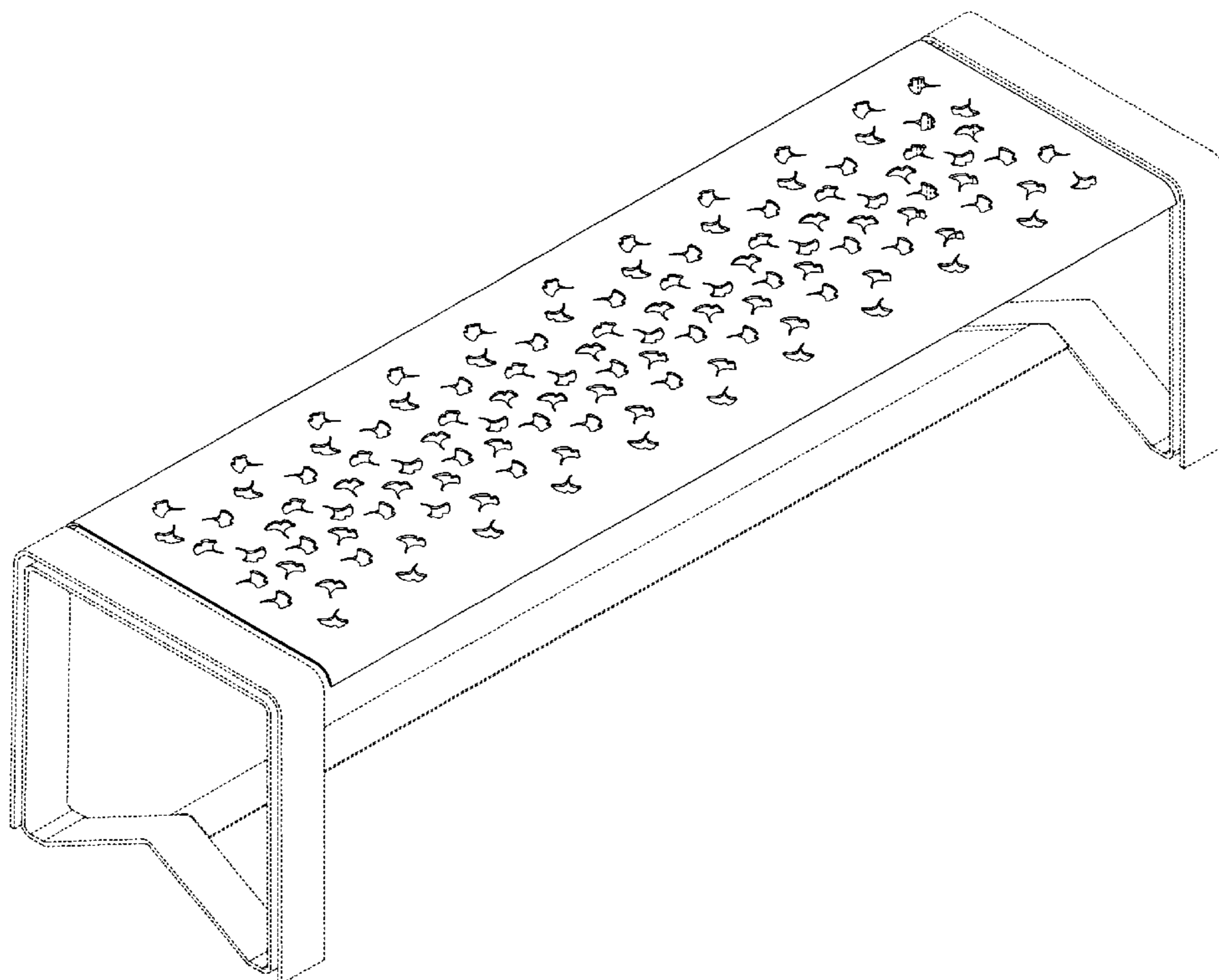
FIG. 2 is a front elevation view thereof, the rear elevation view being identical thereto;

FIG. 3 is a top plan view thereof; and,

FIG. 4 is a right side elevation view thereof; the left side elevation view being identical thereto.

The broken line depiction is for illustrative purposes only and forms no part of the claimed invention.

**1 Claim, 4 Drawing Sheets**



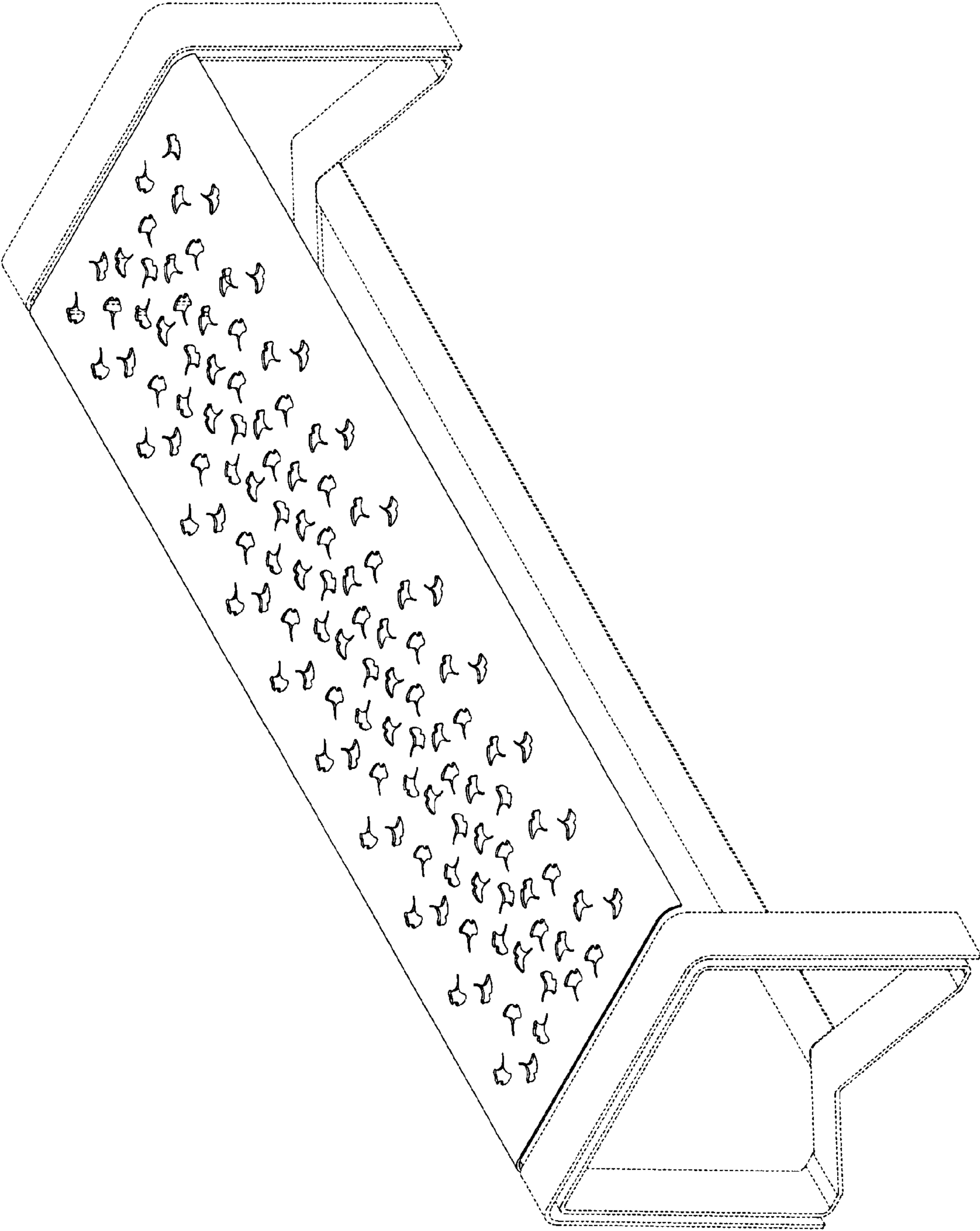


FIGURE 1




FIGURE 2

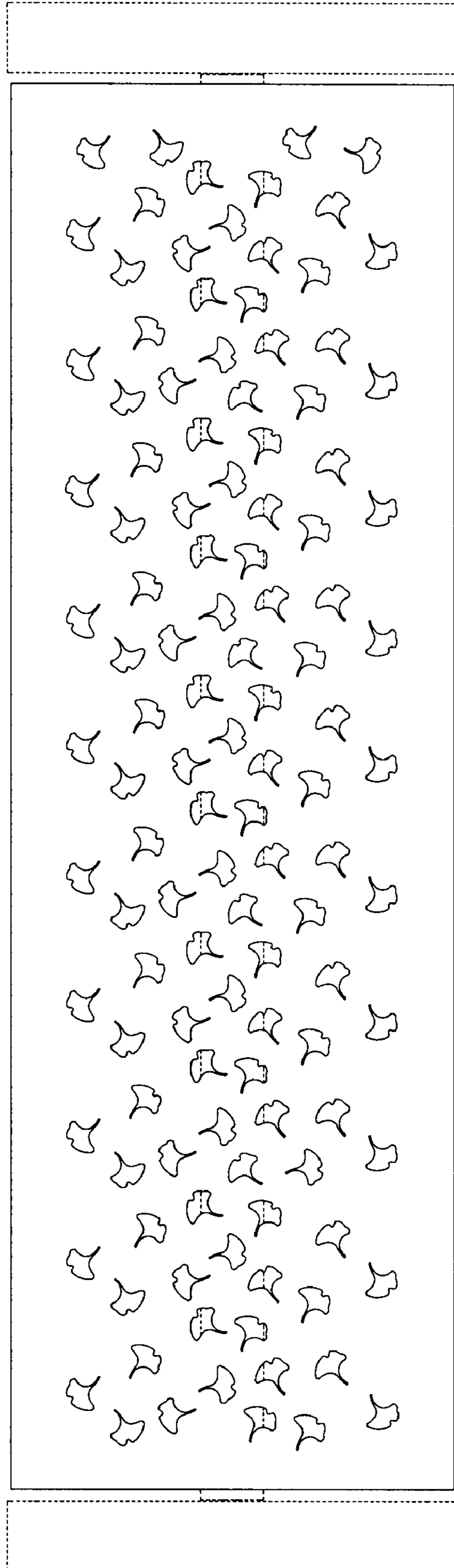


FIGURE 3

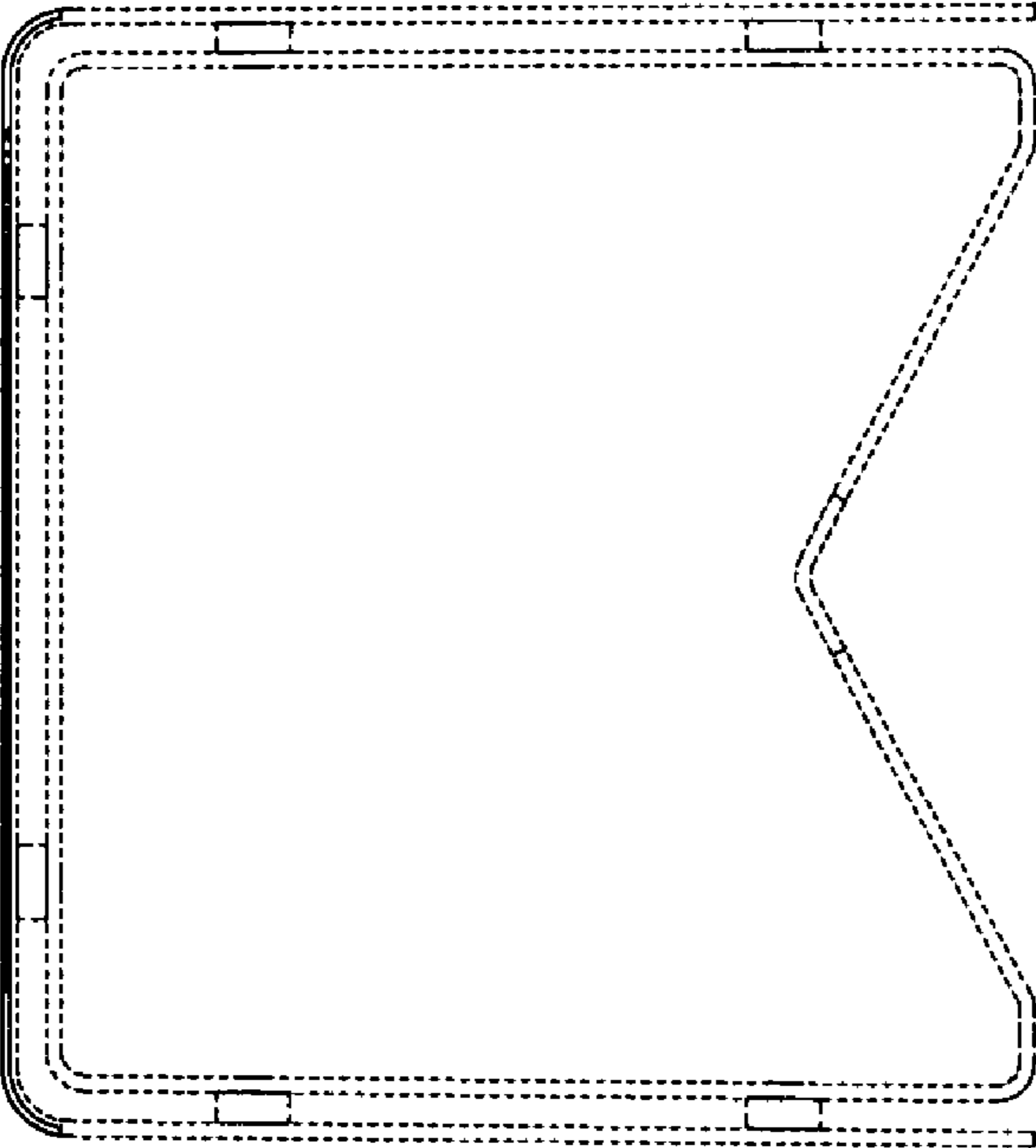


FIGURE 4