



US00D532208S

(12) **United States Design Patent**  
**Partridge**

(10) **Patent No.:** **US D532,208 S**

(45) **Date of Patent:** **\*\* Nov. 21, 2006**

(54) **WORK UNIT**

(75) Inventor: **Mark Andrew Partridge**, Huddersfield (GB)

(73) Assignee: **Volume Investments Limited** (GB)

(\*\*) Term: **14 Years**

(21) Appl. No.: **29/205,354**

(22) Filed: **May 13, 2004**

(51) **LOC (8) Cl.** ..... **06-01**

(52) **U.S. Cl.** ..... **D6/332; D6/332**

(58) **Field of Classification Search** ..... D6/332,  
D6/396, 397, 414, 421, 509, 449; D25/58;  
135/50, 50.11, 901, 906; 160/135, 351; 211/180;  
312/4-6, 194, 195, 265.4

See application file for complete search history.

(56) **References Cited**

**U.S. PATENT DOCUMENTS**

- D208,413 S \* 8/1967 Ball ..... D6/421
- 3,418,765 A \* 12/1968 Propst et al. .... 52/36.1
- 3,871,435 A \* 3/1975 Lopatka ..... 160/135
- D257,598 S \* 12/1980 Cyplik ..... D6/332
- D257,599 S \* 12/1980 Cyplik ..... D6/332
- D257,600 S \* 12/1980 Cyplik ..... D6/332
- D257,601 S \* 12/1980 Cyplik ..... D6/332
- D257,602 S \* 12/1980 Cyplik ..... D6/332
- D257,603 S \* 12/1980 Cyplik ..... D6/332
- D257,604 S \* 12/1980 Cyplik ..... D6/332
- D257,605 S \* 12/1980 Cyplik ..... D6/332
- D257,606 S \* 12/1980 Cyplik ..... D6/332
- 4,874,027 A \* 10/1989 Boundy et al. .... 160/230
- D312,927 S \* 12/1990 Martin et al. .... D6/423
- D328,529 S \* 8/1992 Lenarczyk ..... D6/329
- D405,976 S \* 2/1999 Beall ..... D6/396
- D415,901 S \* 11/1999 Arko et al. .... D6/332
- D420,519 S \* 2/2000 Chen ..... D6/332
- D421,533 S \* 3/2000 Lininger et al. .... D6/423

- D422,796 S \* 4/2000 Milligan et al. .... D6/332
- D449,169 S \* 10/2001 Bennie et al. .... D6/332
- D467,753 S \* 12/2002 Simpson ..... D6/397
- D471,726 S \* 3/2003 Berg et al. .... D6/332
- D472,719 S \* 4/2003 Berg et al. .... D6/332
- D481,546 S \* 11/2003 Dowd ..... D6/332
- D482,204 S \* 11/2003 Berg et al. .... D6/332
- D482,877 S \* 12/2003 Berg et al. .... D6/332
- D485,995 S \* 2/2004 Berg et al. .... D6/332
- D493,290 S \* 7/2004 Berg et al. .... D6/332
- D496,798 S \* 10/2004 Berg et al. .... D6/332
- D497,486 S \* 10/2004 Quiel ..... D6/332
- D508,169 S \* 8/2005 Berg et al. .... D6/332

**FOREIGN PATENT DOCUMENTS**

- GB 3003156 7/2002
- GB 3003157 7/2002
- GB 3003155 8/2002

\* cited by examiner

*Primary Examiner*—Sandra S. Snapp

(74) *Attorney, Agent, or Firm*—Adams Evans P.A.


(57) **CLAIM**

I claim the ornamental design for a work unit, as shown and described.

**DESCRIPTION**

FIG. 1 is a perspective view of a work unit, showing my new design;  
 FIG. 2 is a front elevational view thereof in an open position;  
 FIG. 3 is a rear elevational view thereof in an open position;  
 FIG. 4 is a left side elevational view thereof;  
 FIG. 5 is a top plan view thereof in an open position;  
 FIG. 6 is a front elevational view thereof in a closed position;  
 FIG. 7 is a rear elevational view thereof in a closed position;  
 FIG. 8 is top plan view thereof in a closed position; and,  
 FIG. 9 is a left side view thereof in an open position.

**1 Claim, 4 Drawing Sheets**



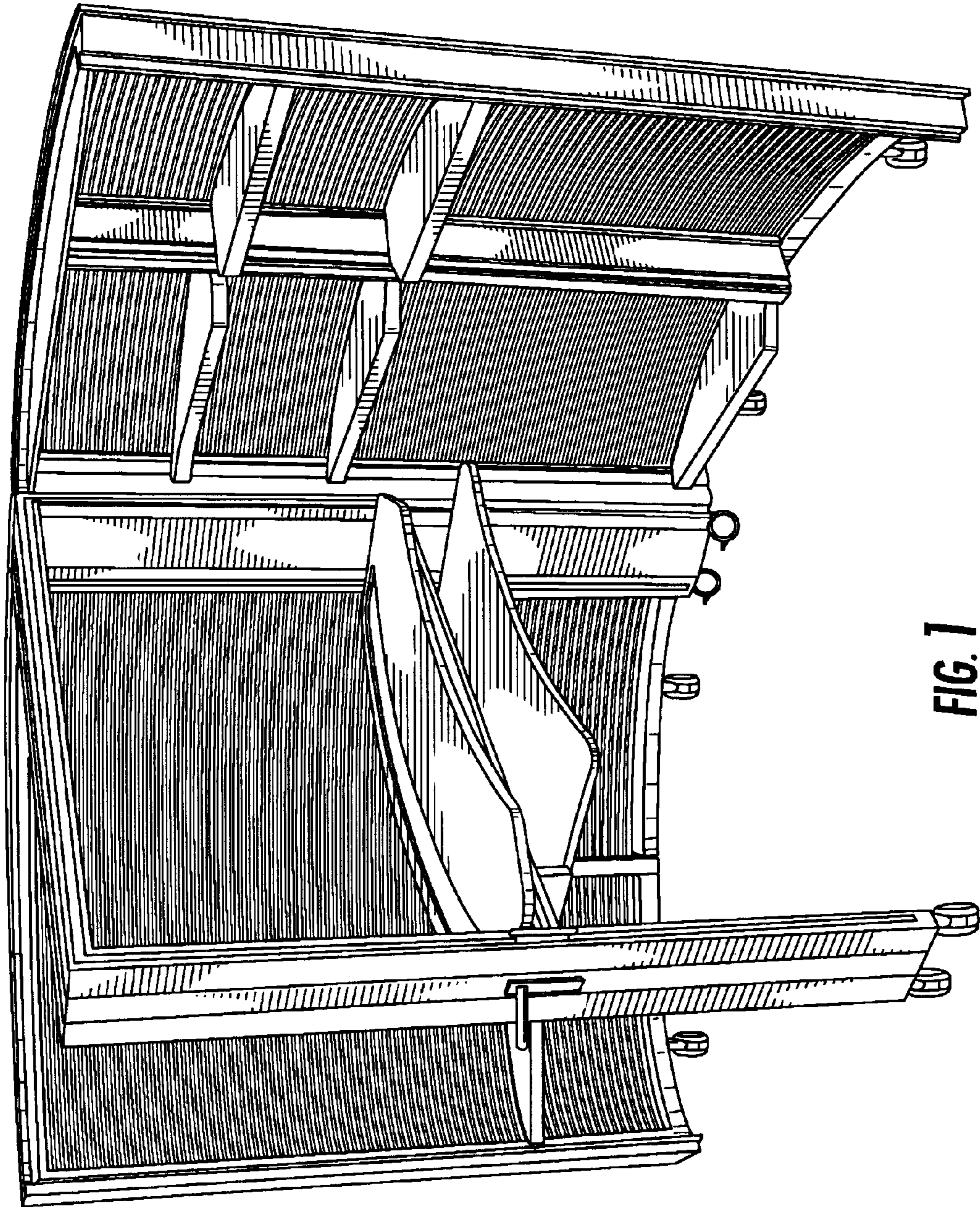


FIG. 1

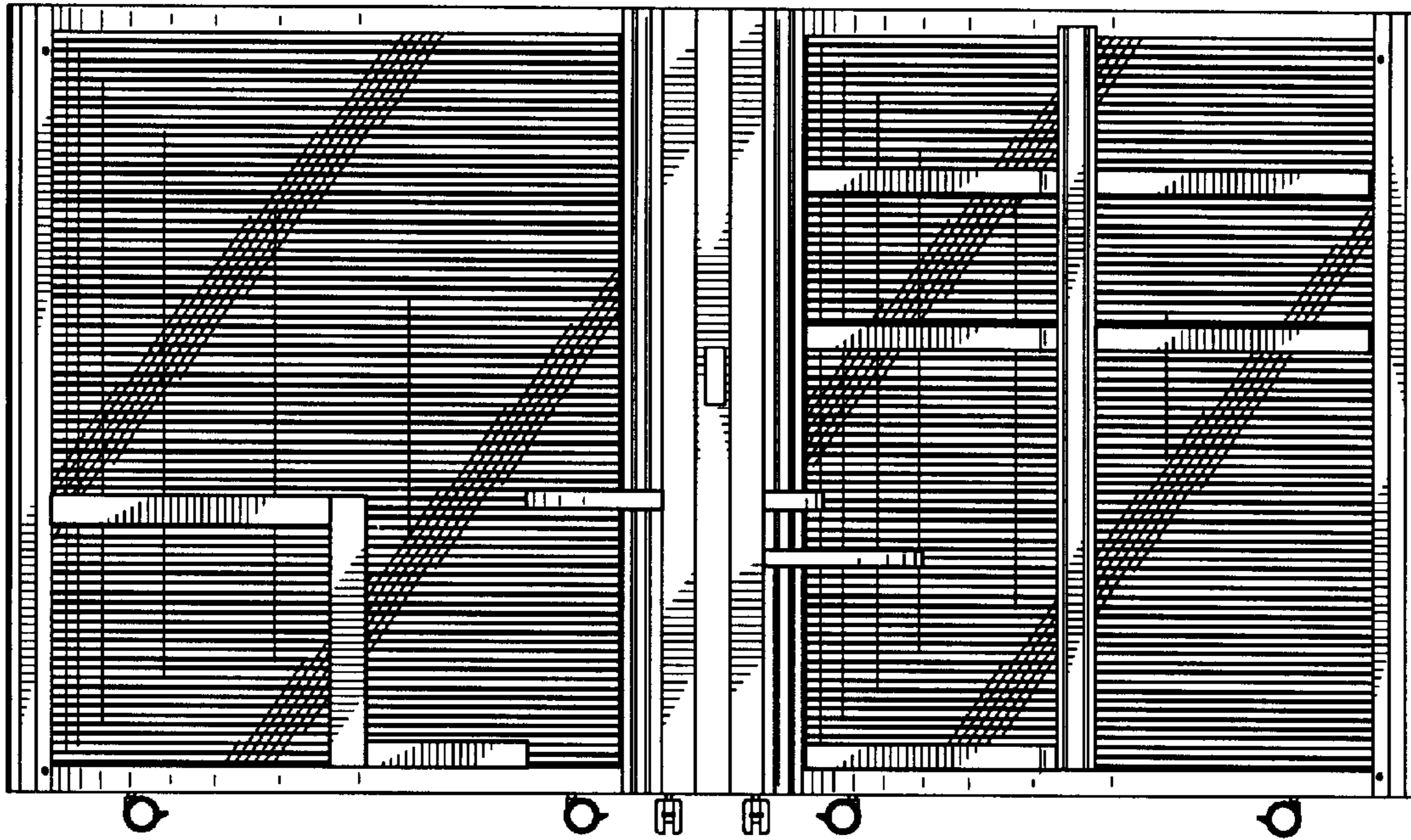


FIG. 2

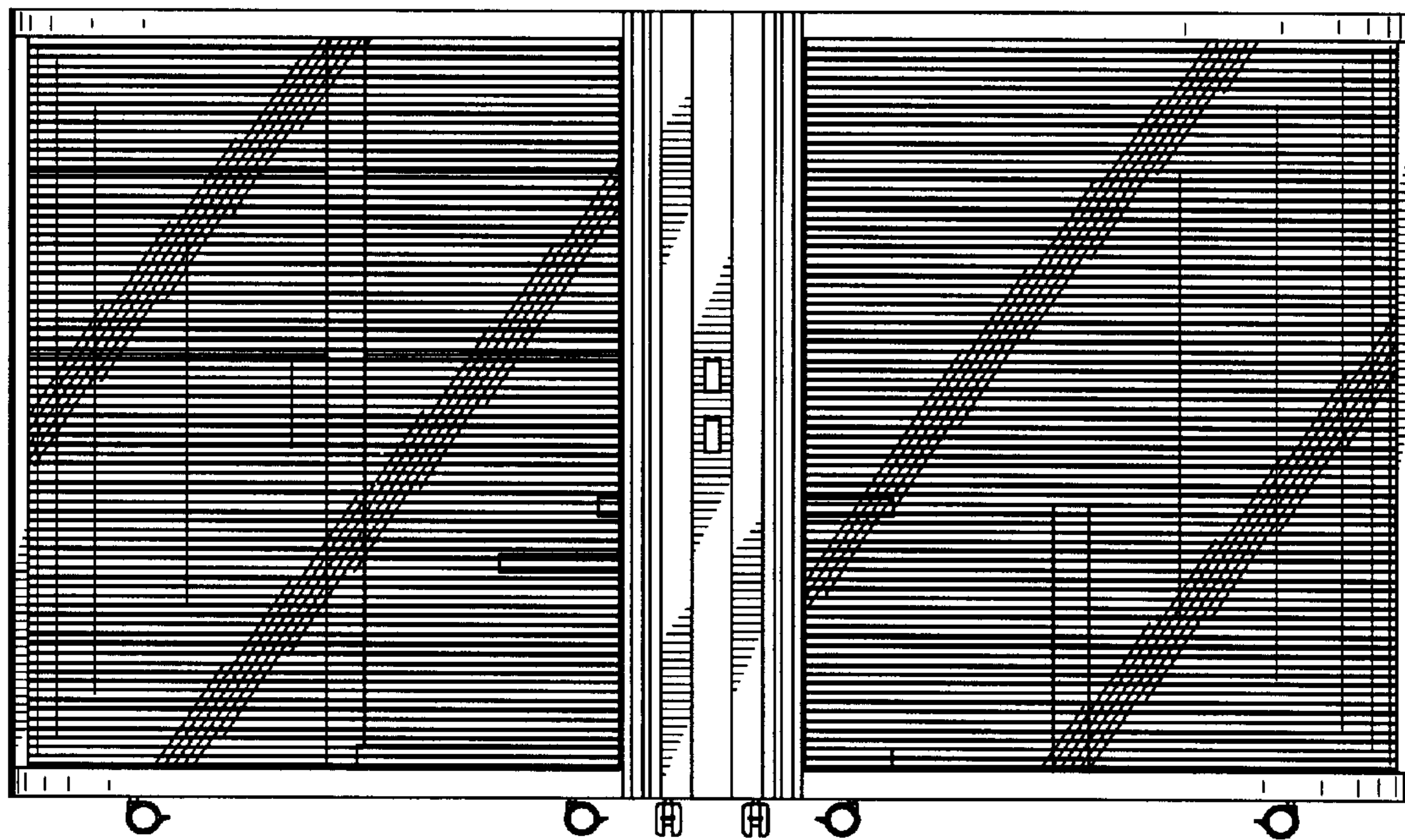
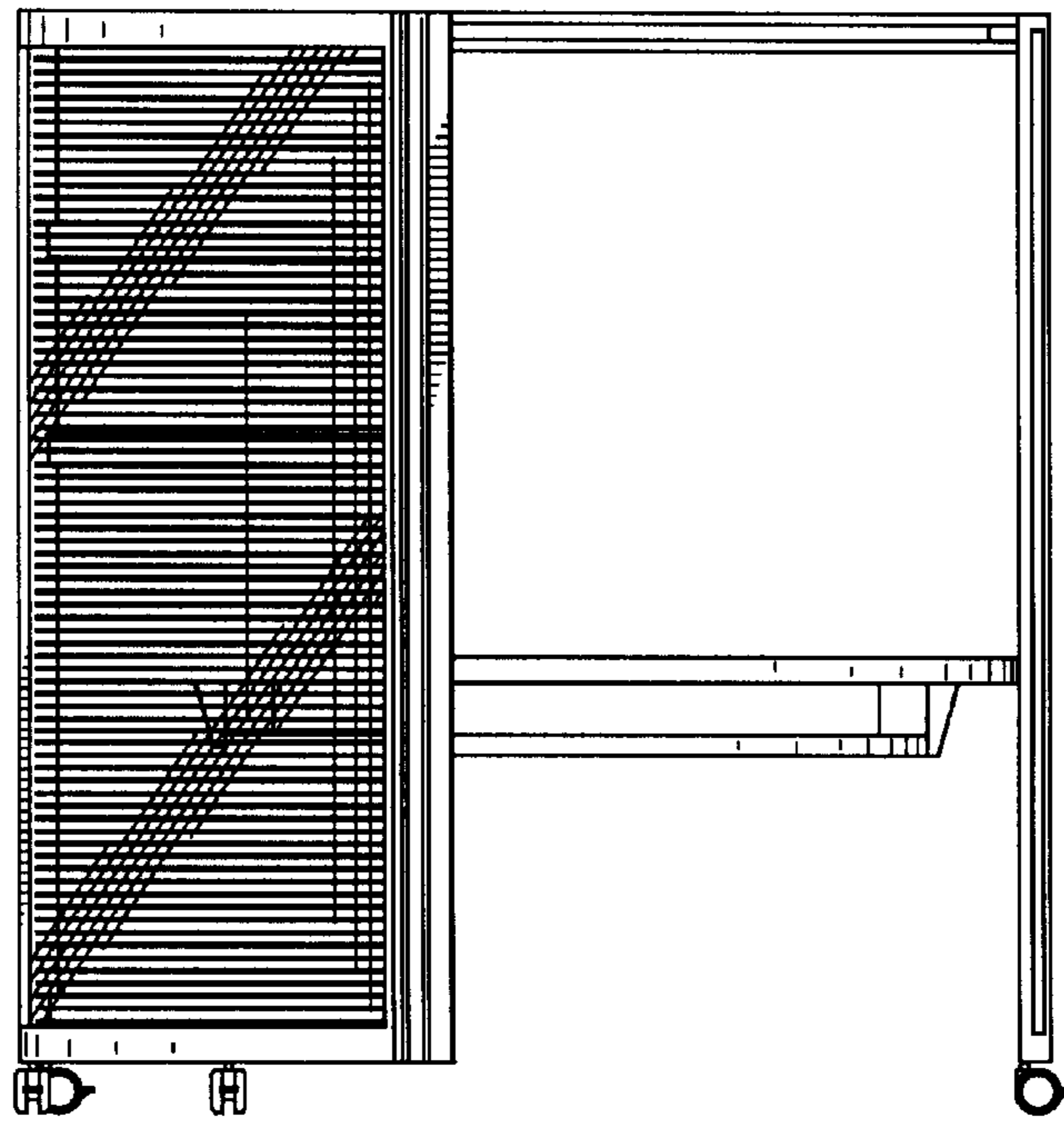
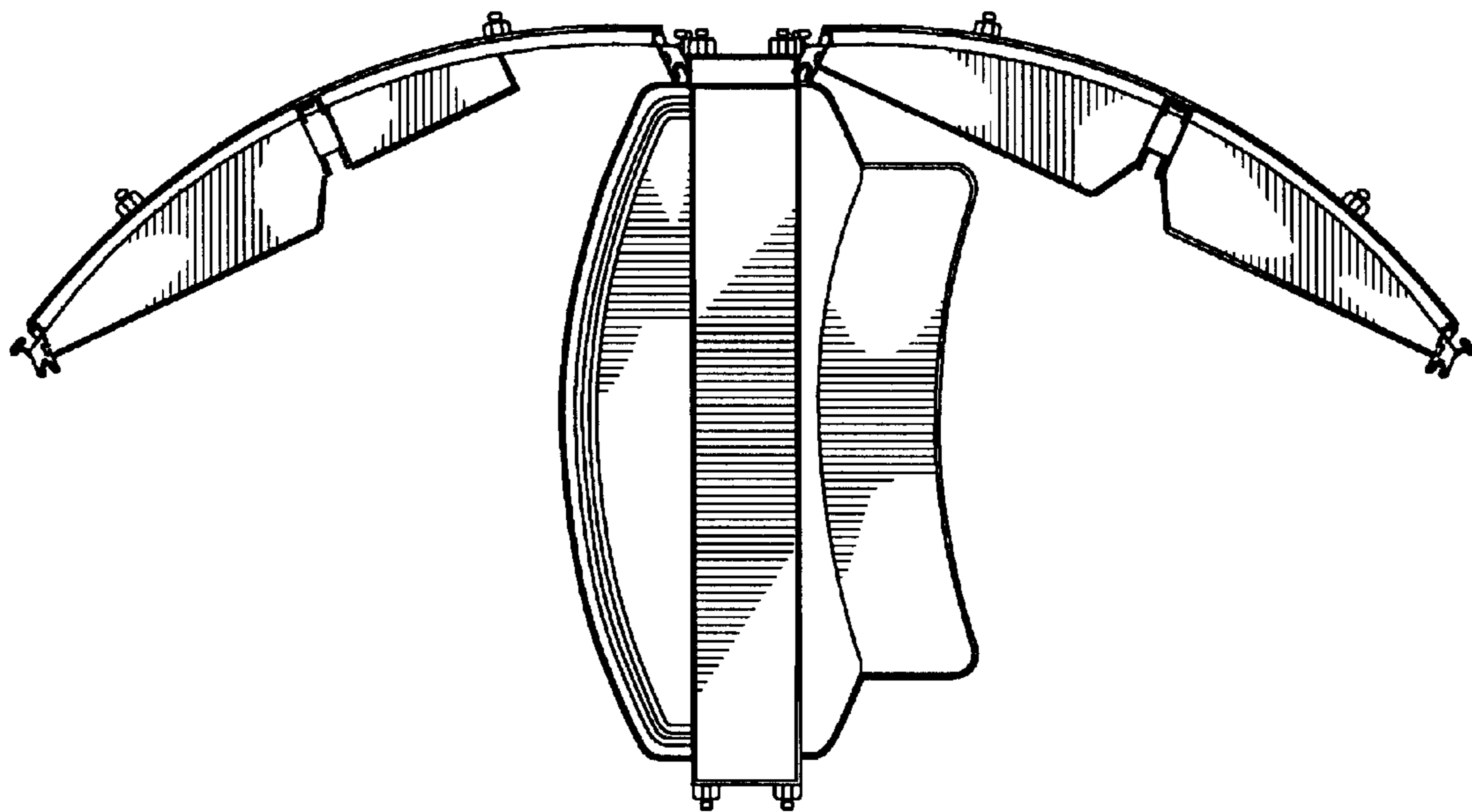



FIG. 3



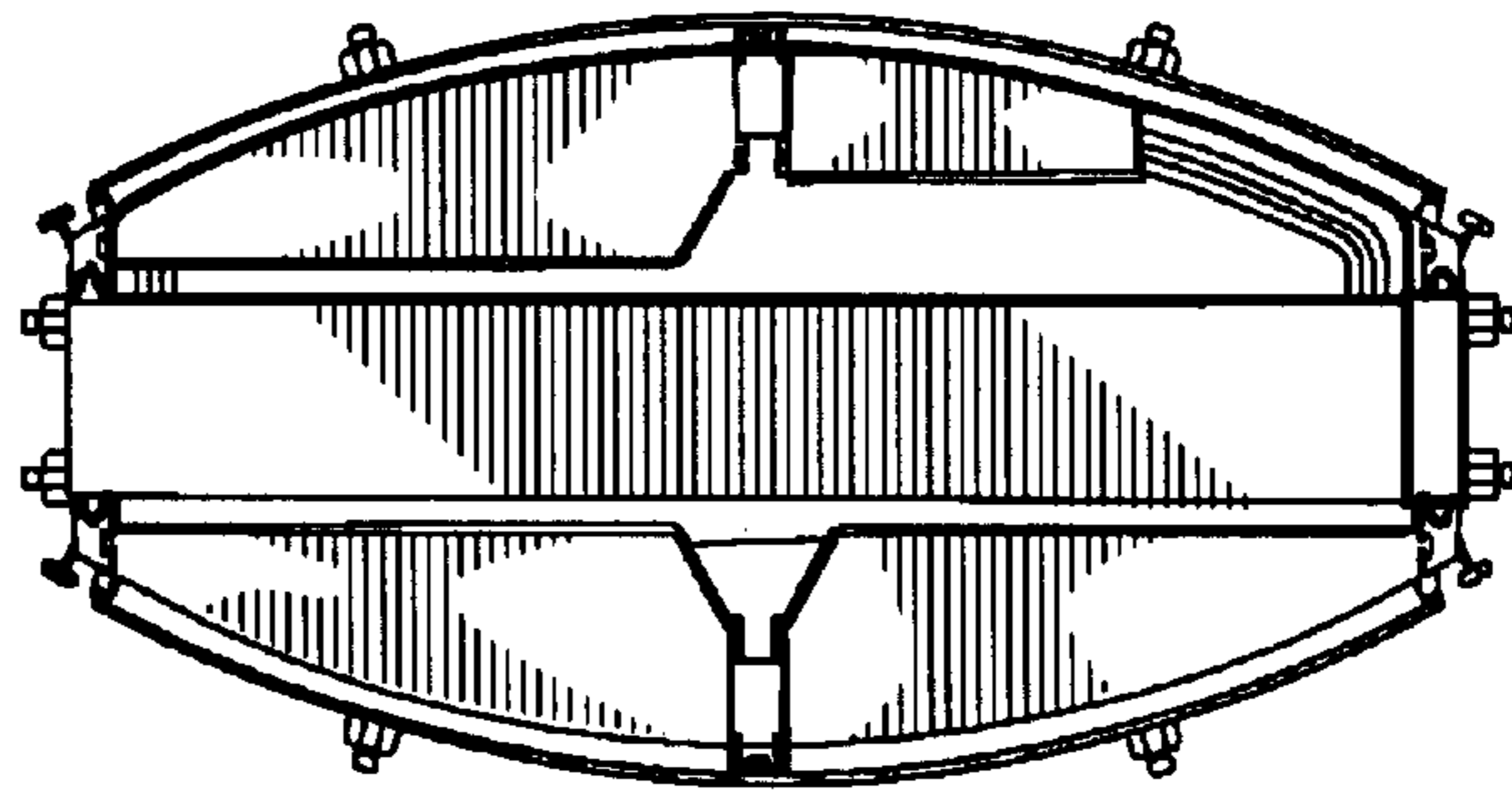
**FIG. 4**




**FIG. 5**



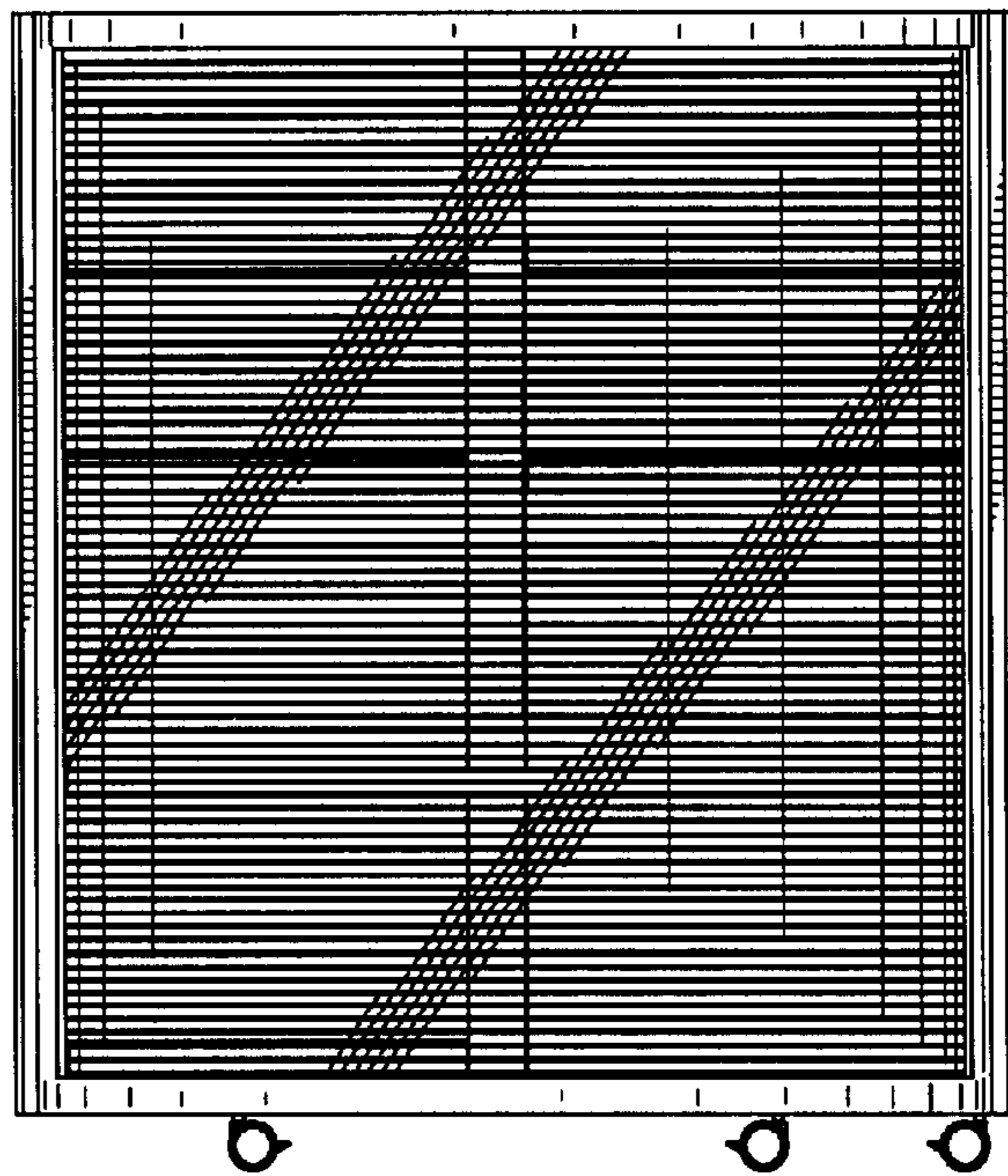
**FIG. 6**



**FIG. 8**



**FIG. 7**



**FIG. 9**