



US00D532206S

(12) **United States Design Patent**  
**Mohundro**

(10) **Patent No.:** **US D532,206 S**

(45) **Date of Patent:** **\*\* Nov. 21, 2006**

(54) **MIRROR**

D474,615 S \* 5/2003 Harris ..... D6/300

(75) Inventor: **James Glenn Mohundro**, Taichung (TW)

\* cited by examiner

(73) Assignee: **Pacific Marketing International (H.K.), Ltd.**, Taichung (TW)

*Primary Examiner*—Ian Simmons

*Assistant Examiner*—Sydney R. Buffalow

(74) *Attorney, Agent, or Firm*—Rosenberg, Klein & Lee

(\*\*) Term: **14 Years**

(57) **CLAIM**

(21) Appl. No.: **29/207,560**

I claim the ornamental design for a mirror, as shown and described.

(22) Filed: **Jun. 16, 2004**

**DESCRIPTION**

(51) **LOC (8) Cl.** ..... **06-07**

(52) **U.S. Cl.** ..... **D6/300**

(58) **Field of Classification Search** ..... D6/300-314,  
D6/444; 40/700, 711, 714, 715, 716, 719,  
40/720, 721, 722, 735, 738, 744, 745, 754,  
40/765, 768, 769, 790, 798, 597; 359/871,  
359/872, 838; D11/131, 133, 134, 135; D20/29-32,  
D20/10; 248/466, 467

FIG. 1 is a perspective view of a mirror, showing my new design;

FIG. 2 is a front elevational view thereof;

FIG. 3 is a rear elevational view thereof;

FIG. 4 is a left elevational view thereof;

FIG. 5 is a right elevational view thereof;

FIG. 6 is a top plan view thereof; and,

FIG. 7 is a bottom plan view thereof.

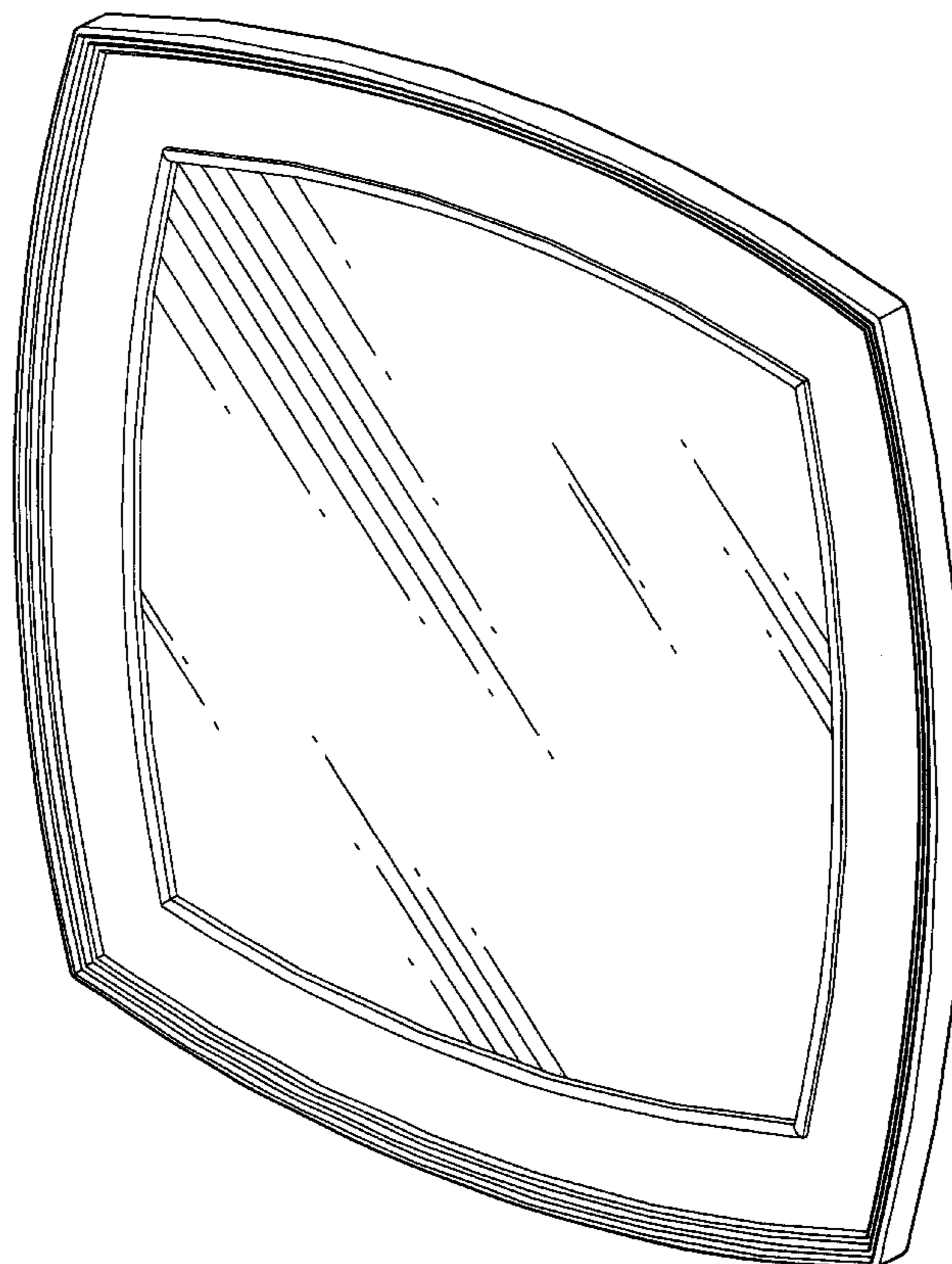
See application file for complete search history.

(56) **References Cited**

**U.S. PATENT DOCUMENTS**

D409,392 S \* 5/1999 Walters et al. .... D6/300

**1 Claim, 5 Drawing Sheets**



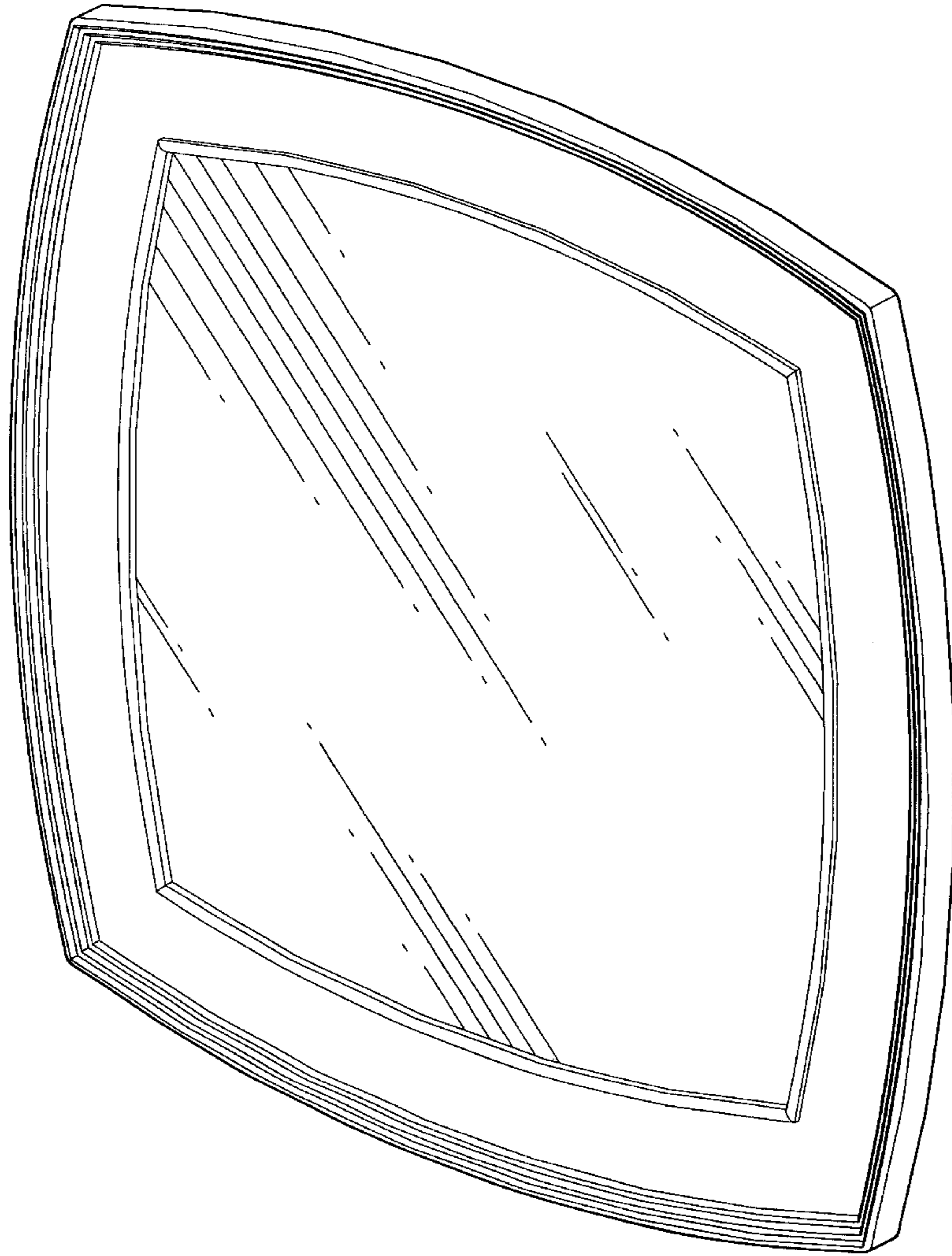


FIG.1

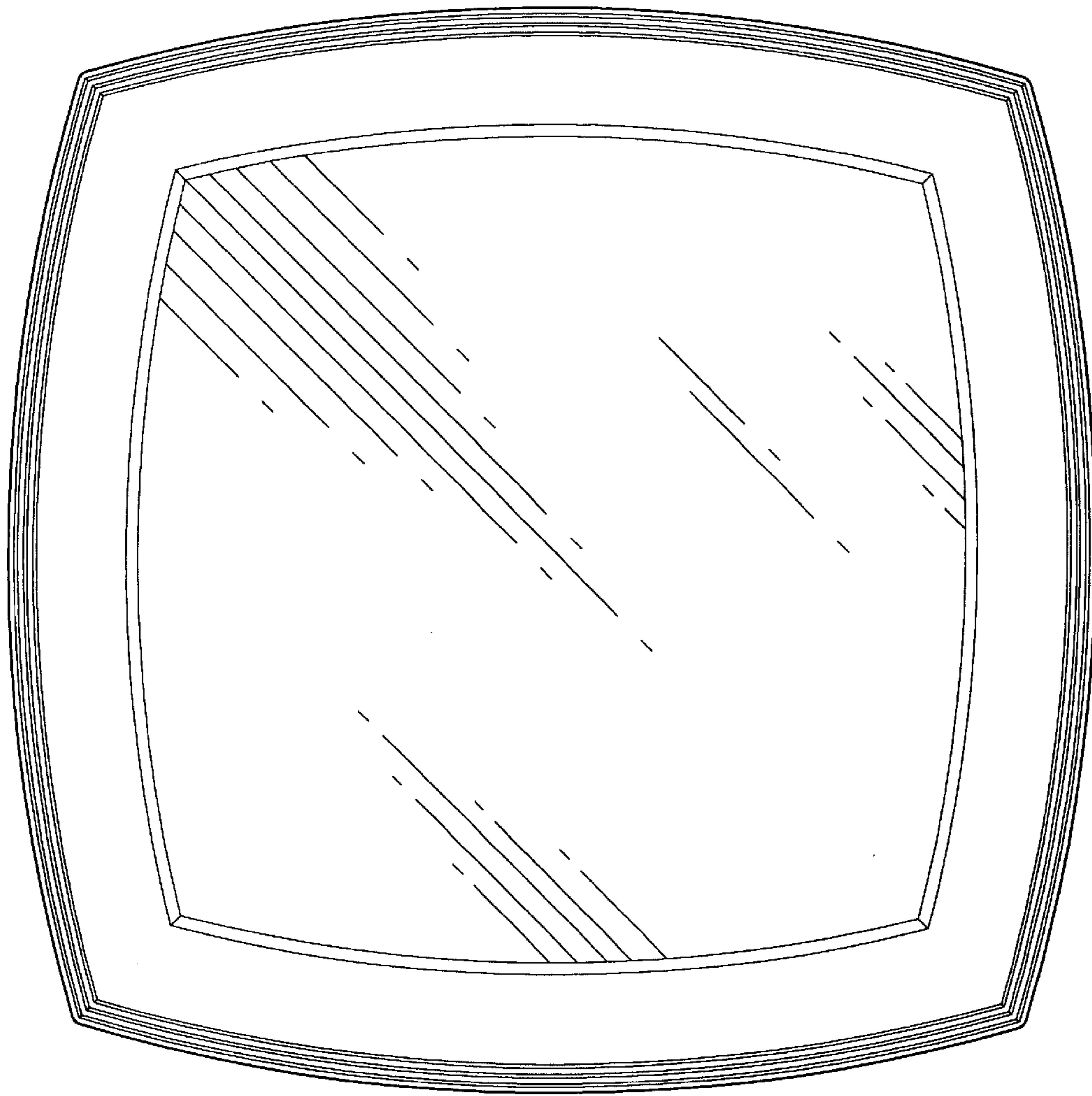


FIG.2

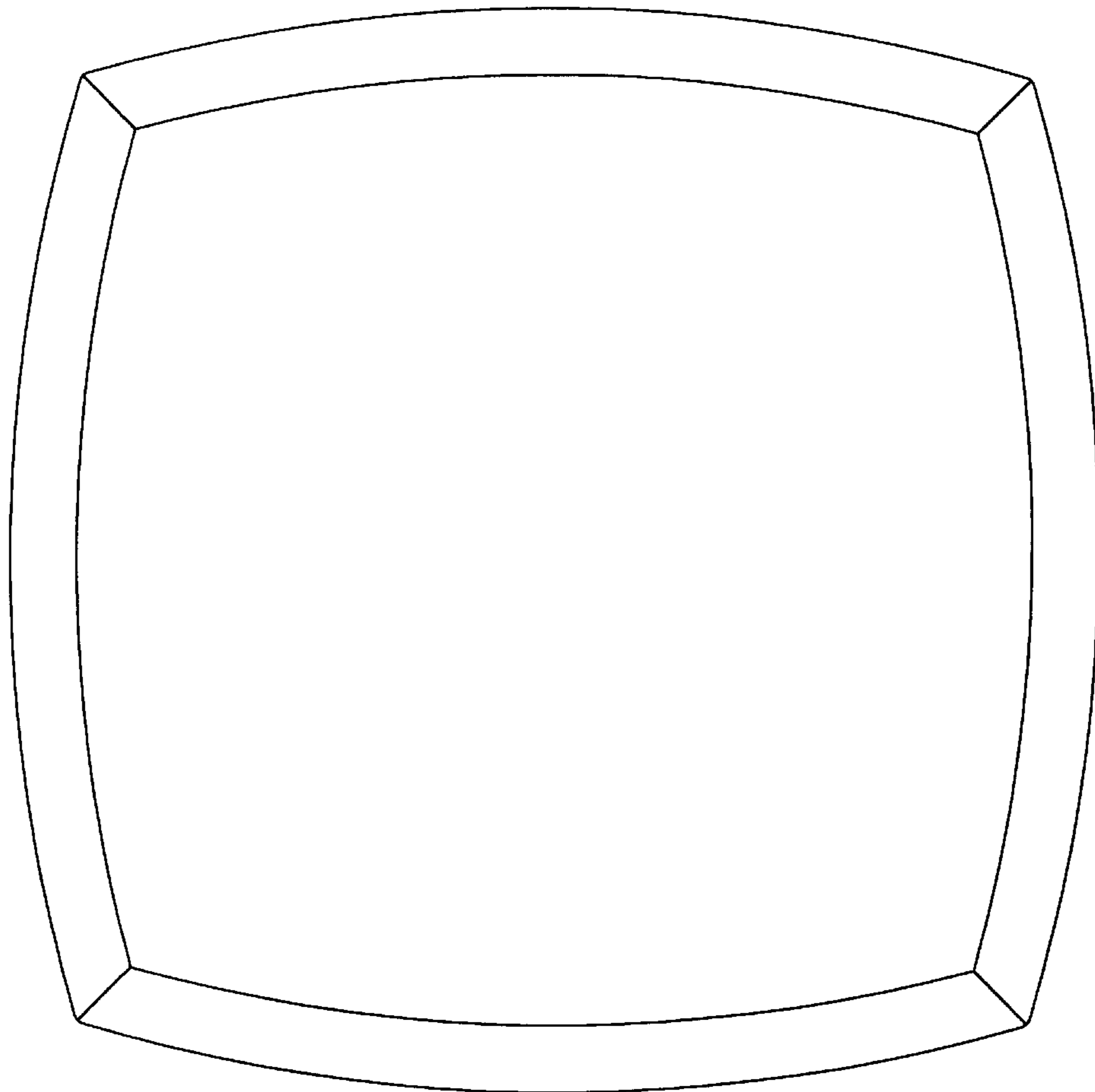


FIG.3



FIG.4



FIG.5




FIG. 6



FIG. 7