

US00D532202S

(12) **United States Design Patent**  
**Hohlbein**

(10) **Patent No.:** **US D532,202 S**

(45) **Date of Patent:** **\*\* \*Nov. 21, 2006**

(54) **SET OF BRISTLES FOR A TOOTHBRUSH**

(75) Inventor: **Douglas J. Hohlbein**, Pennington, NJ  
(US)

(73) Assignee: **Colgate-Palmolive Company**, New  
York, NY (US)

(\* ) Notice: This patent is subject to a terminal dis-  
claimer.

(\*\*) Term: **14 Years**

(21) Appl. No.: **29/213,754**

(22) Filed: **Sep. 23, 2004**

**Related U.S. Application Data**

(63) Continuation-in-part of application No. 10/843,135, filed on  
May 11, 2004, which is a continuation-in-part of application  
No. PCT/US03/27455, filed on Sep. 4, 2003.

(51) **LOC (8) Cl.** ..... **04-02**

(52) **U.S. Cl.** ..... **D4/111; D4/136**

(58) **Field of Classification Search** ..... D4/28,  
D4/29, 104-112, 127, 132, 136; 15/110, 159.1,  
15/160, 167.1, 167.2, 186-188, 207.2; 132/308,  
132/309; 401/132-135; 601/139, 141  
See application file for complete search history.

(56) **References Cited**

**U.S. PATENT DOCUMENTS**

D94,303 S \* 1/1935 Hadley ..... D4/111  
D161,873 S \* 2/1951 Rosengard ..... D4/111

D165,109 S \* 11/1951 Petrosky ..... D4/114  
3,103,935 A \* 9/1963 Woodrow ..... 132/308  
3,589,823 A \* 6/1971 Hendrickson ..... 15/167.1 X  
3,917,420 A \* 11/1975 Watson ..... 15/167.1 X  
D378,166 S \* 2/1997 Savitt et al. .... D4/111  
D487,351 S \* 3/2004 Frazell ..... D4/104

**FOREIGN PATENT DOCUMENTS**

WO WO 8700425 A1 \* 1/1987

\* cited by examiner

*Primary Examiner*—M. H. Tung

*Assistant Examiner*—Lavone D. Tabor

(74) *Attorney, Agent, or Firm*—Ellen K. Park

(57) **CLAIM**

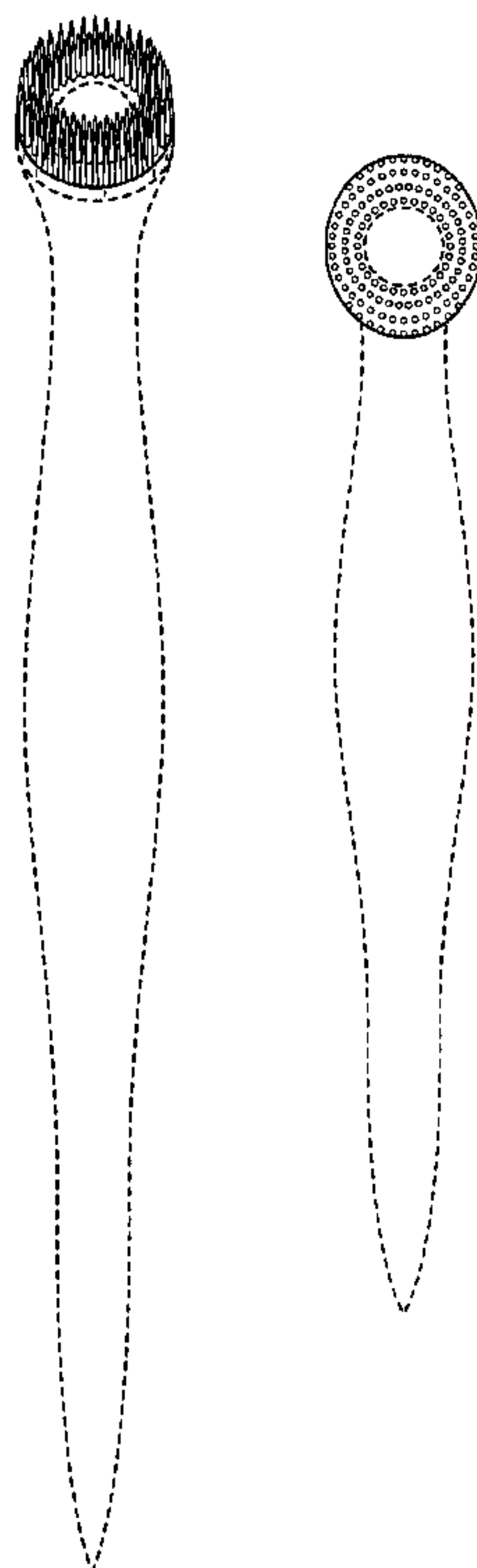
The ornamental design for a set of bristles for a toothbrush,  
as shown and described.

**DESCRIPTION**

FIG. 1 is a perspective front view of a set of bristles for a  
toothbrush showing my new design;  
FIG. 2 is a front view thereof;  
FIG. 3 is a back view thereof;  
FIG. 4 is a left side view thereof;  
FIG. 5 is a right side view thereof;  
FIG. 6 is head end view thereof; and,  
FIG. 7 is a generally front view thereof taken from an angle  
normal to the bristles.

The broken line schematic showing of the circular region in  
the head and the remainder of the toothbrush is for illustra-  
tive purposes only and forms no part of the claimed design.

**1 Claim, 4 Drawing Sheets**



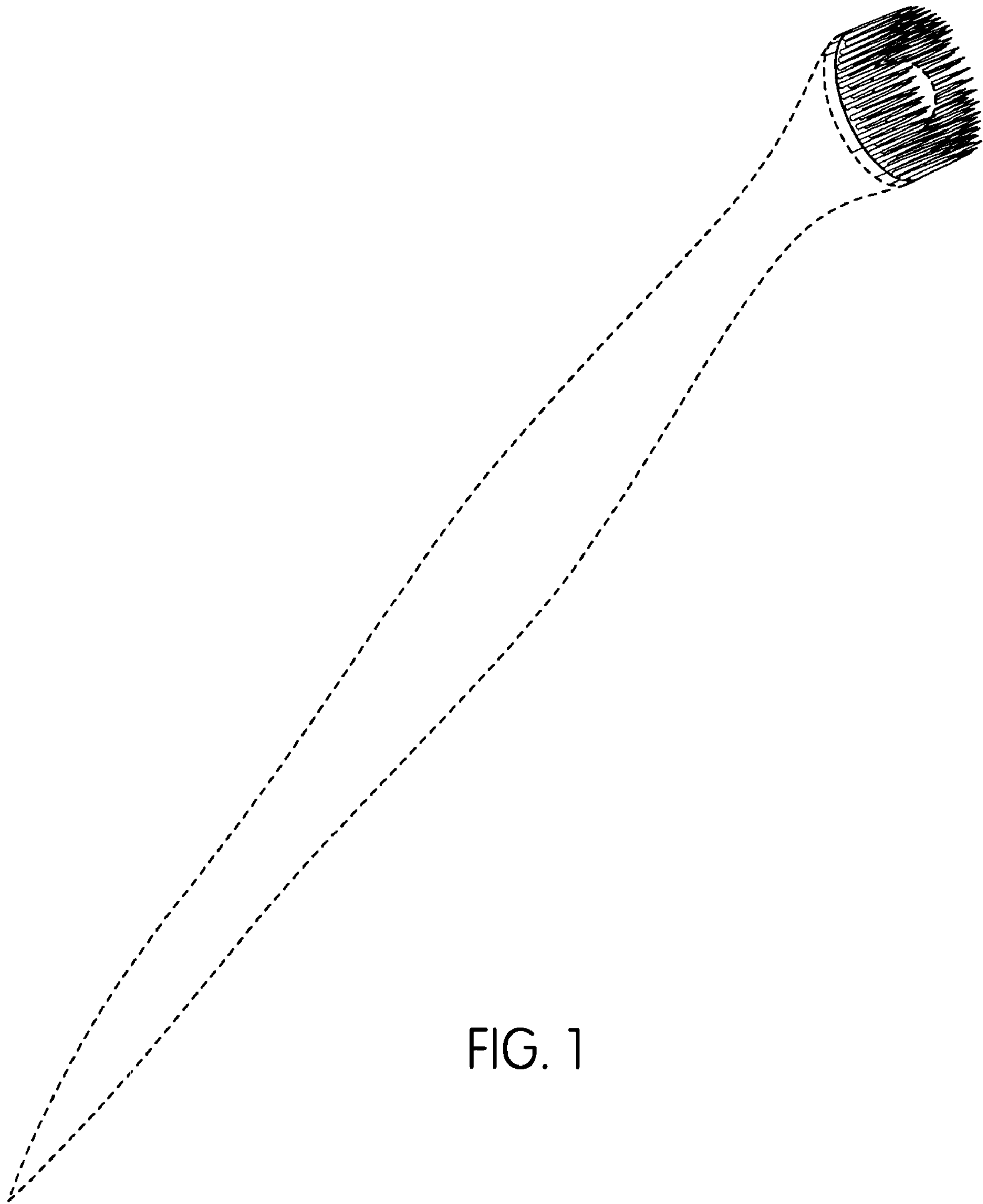


FIG. 1




FIG. 2




FIG. 3




FIG. 4




FIG. 5

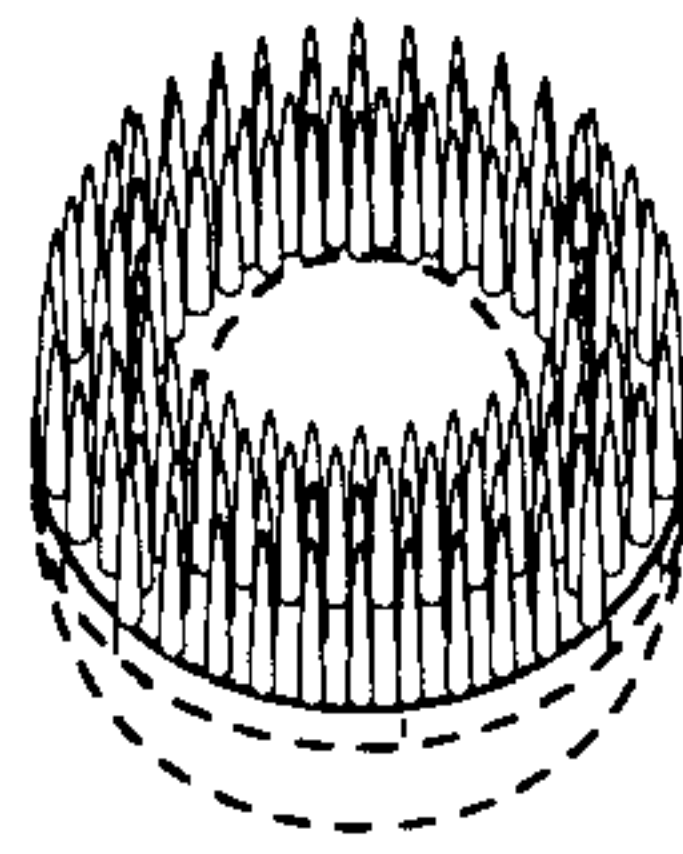


FIG. 6

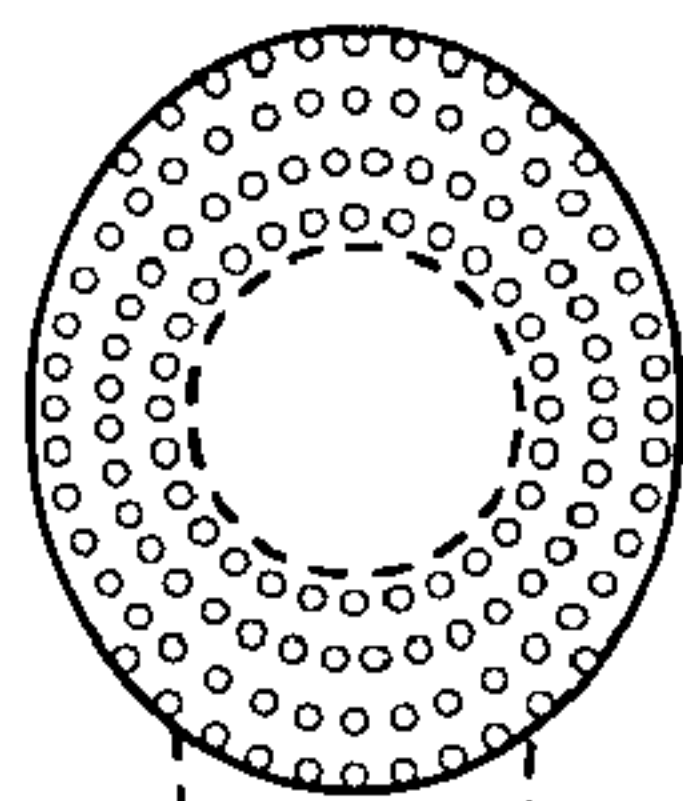


FIG. 7