



US00D532201S

(12) **United States Design Patent** (10) **Patent No.:** **US D532,201 S**
Esch (45) **Date of Patent:** **** Nov. 21, 2006**

(54) **FIREARM SLING**

(76) Inventor: **Brian Esch**, 3705 257th Ave., SE.,
Issaquah, WA (US) 98029

(**) Term: **14 Years**

(21) Appl. No.: **29/197,103**

(22) Filed: **Jan. 9, 2004**

(51) **LOC (8) Cl.** **03-01**

(52) **U.S. Cl.** **D3/327**

(58) **Field of Classification Search** D3/318–328,
D3/201, 221, 262; D2/626, 639, 640; D18/6;
D17/20; 190/115, 102; 150/107, 108; 224/257,
224/258, 264, 910, 643, 150; 206/315.1;
434/203; D30/151–153; 42/85, 94; 248/118
See application file for complete search history.

(56) **References Cited**

U.S. PATENT DOCUMENTS

| | | | | | | |
|-----------|---|---|---------|--------------|-------|-----------|
| 279,706 | A | * | 6/1883 | Carroll | | 224/258 |
| 2,873,902 | A | | 2/1959 | Decker | | |
| 3,081,923 | A | | 3/1963 | Bagby | | |
| 3,430,828 | A | | 3/1969 | Gregson | | |
| 4,015,762 | A | * | 4/1977 | Mendillo | | 294/149 |
| 5,038,987 | A | | 8/1991 | Huddleston | | |
| 5,082,155 | A | * | 1/1992 | Salvador | | 224/150 |
| 5,246,154 | A | | 9/1993 | Adams et al. | | |
| D342,563 | S | | 12/1993 | Tukiendorf | | |
| D345,652 | S | * | 4/1994 | Teed, II | | D3/318 |
| 5,325,618 | A | | 7/1994 | Turner | | |
| D359,598 | S | * | 6/1995 | Forbes | | D30/152 |
| D359,836 | S | * | 7/1995 | Shuler | | D29/101.5 |
| D366,149 | S | * | 1/1996 | Garza et al. | | D3/328 |
| 5,575,411 | A | * | 11/1996 | Hightower | | 224/149 |
| D390,704 | S | * | 2/1998 | Bloch | | D3/327 |
| 5,735,496 | A | * | 4/1998 | Dube | | 248/118 |
| 5,785,010 | A | * | 7/1998 | Koch | | 119/863 |
| 5,810,219 | A | | 9/1998 | Rosenfield | | |
| D400,007 | S | * | 10/1998 | Stevens | | D3/221 |
| 6,016,772 | A | * | 1/2000 | Noyes | | 119/863 |
| 6,068,167 | A | * | 5/2000 | Hopson | | 224/150 |
| D431,885 | S | * | 10/2000 | Gellenbeck | | D30/153 |
| D443,117 | S | * | 5/2001 | Rubin | | D30/153 |

| | | | | | | |
|-----------|----|---|--------|-----------------|-------|---------|
| 6,260,748 | B1 | | 7/2001 | Lindsey | | |
| D454,415 | S | * | 3/2002 | Leverenz | | D30/152 |
| D456,957 | S | * | 5/2002 | Koch | | D30/152 |
| D462,513 | S | * | 9/2002 | Holzhaus et al. | | D3/221 |
| D462,523 | S | * | 9/2002 | Kalbach | | D3/327 |
| 6,520,390 | B1 | | 2/2003 | Verdugo et al. | | 224/150 |
| 6,536,153 | B1 | | 3/2003 | Lindsey | | 42/85 |
| 6,880,490 | B1 | * | 4/2005 | Hanna | | 119/863 |

OTHER PUBLICATIONS

Website for “U.S. Tactical Supply” at <http://www.ustactical-supply.com/slings3.shtml>, Sep. 10, 2003, pp. 1–3.

Website for “The Wilderness™ Tactical Products” at http://www.thewilderness.com/Pages/slings_sp.html, Sep. 9, 2003, pp. 1–9.

Website for “ImageEvent” at http://imageevent.com/star_tactical/slings.jsessionid=d4ijgo57x2.rabbit_s, Sep. 10, 2003, pp. 1–5.

* cited by examiner

Primary Examiner—Sandra S. Snapp

(74) *Attorney, Agent, or Firm*—Seed IP Law Group PLLC

(57) **CLAIM**

The ornamental design for a firearm sling, as shown and described.

DESCRIPTION

FIG. 1 is a perspective view of a firearm sling showing my new design;

FIG. 2 is a front view of the firearm sling in FIG. 1;

FIG. 3 is a rear view of the firearm sling in FIG. 1;

FIG. 4 is a left side view of the firearm sling in FIG. 1;

FIG. 5 right side view of the firearm sling in FIG. 1;

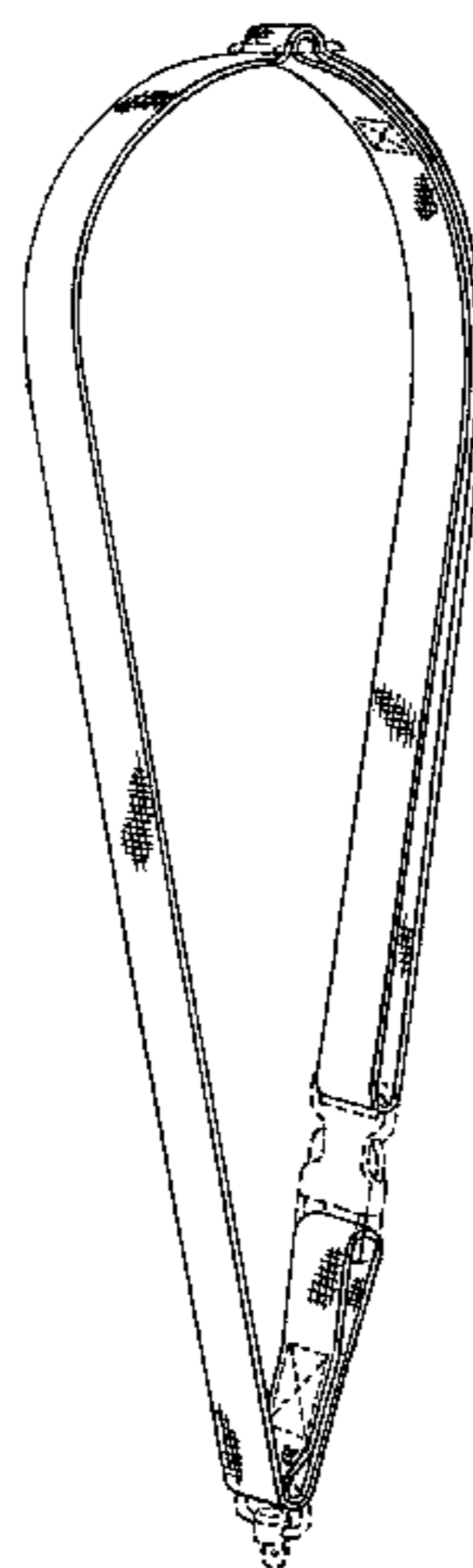
FIG. 6 is a top plan view of the firearm sling in FIG. 1; and,

FIG. 7 is a bottom plan view of the firearm sling in FIG. 1.

The broken lines showing the mounting hardware for the firearm sling are for illustrative purposes only and form no part of the claimed invention.

The fragmented lines shown on the surface of the article are understood to represent stitching.

1 Claim, 4 Drawing Sheets



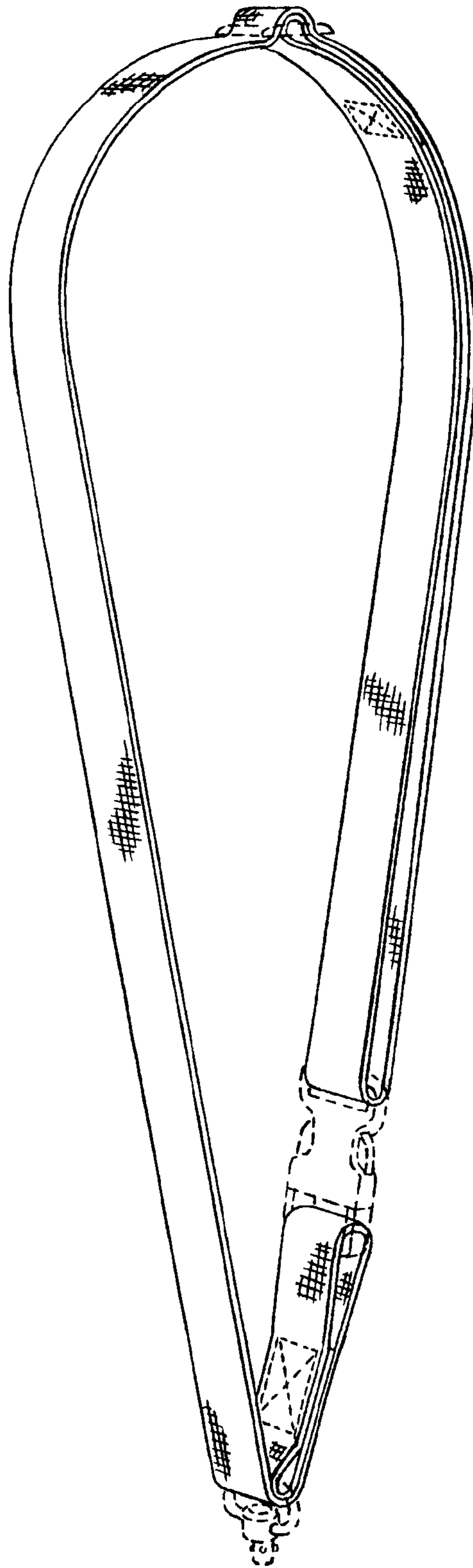


FIG. 1

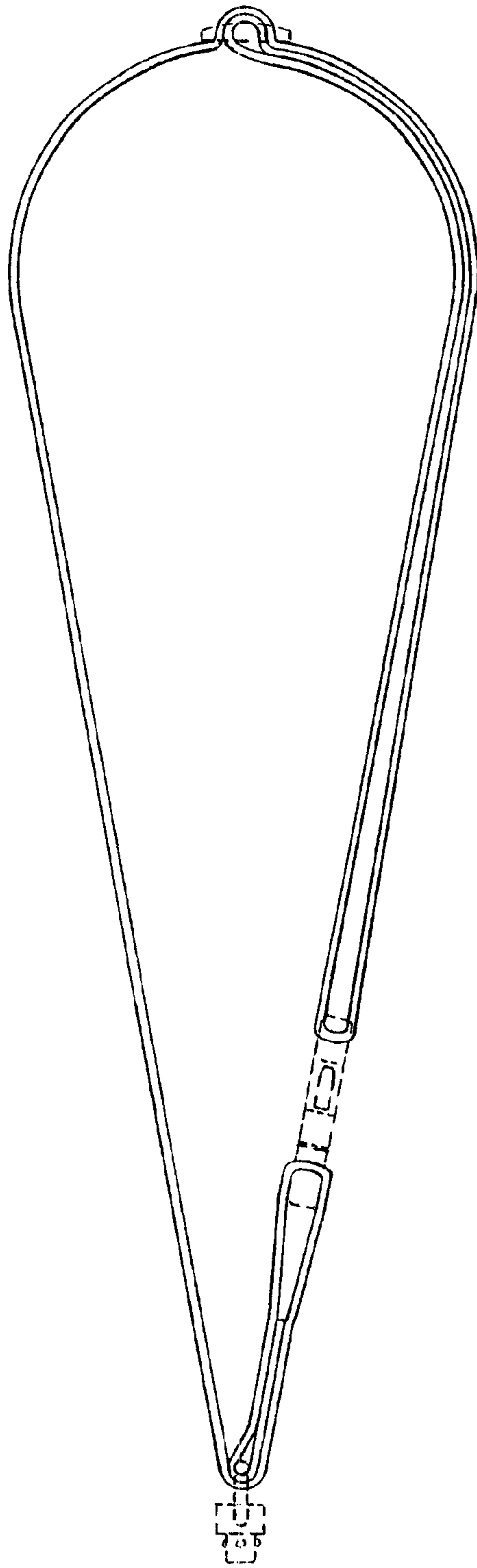


FIG. 2

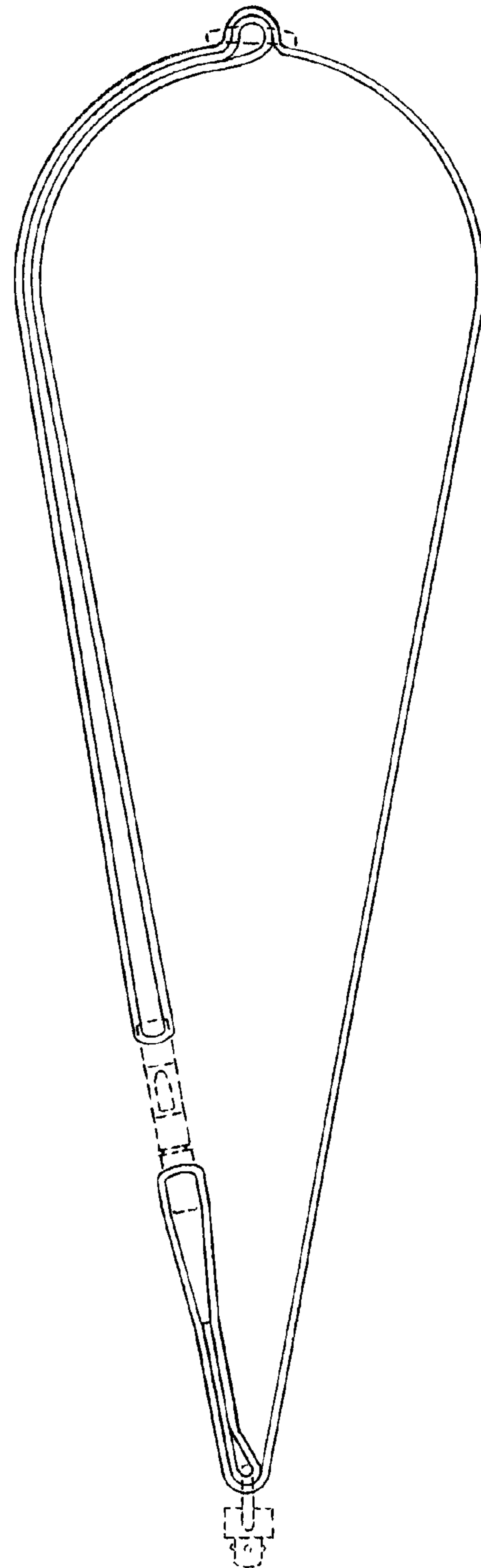


FIG. 3

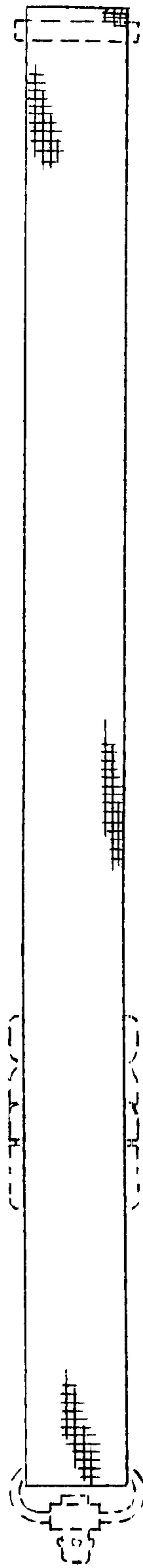


FIG. 4




FIG. 5

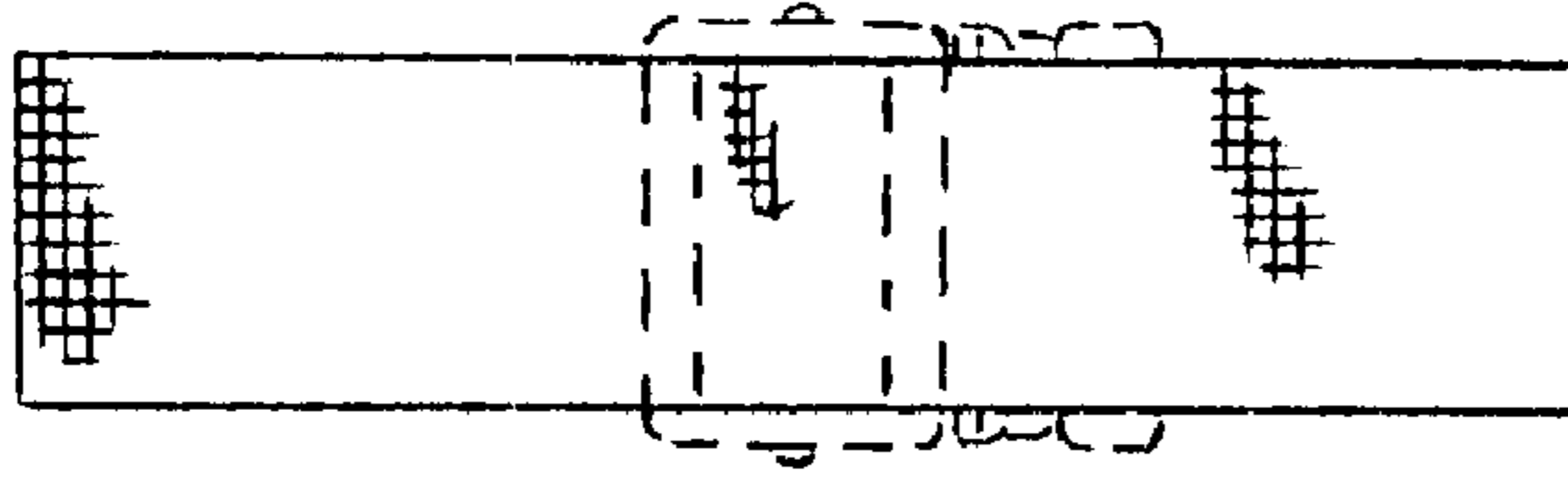


FIG. 6

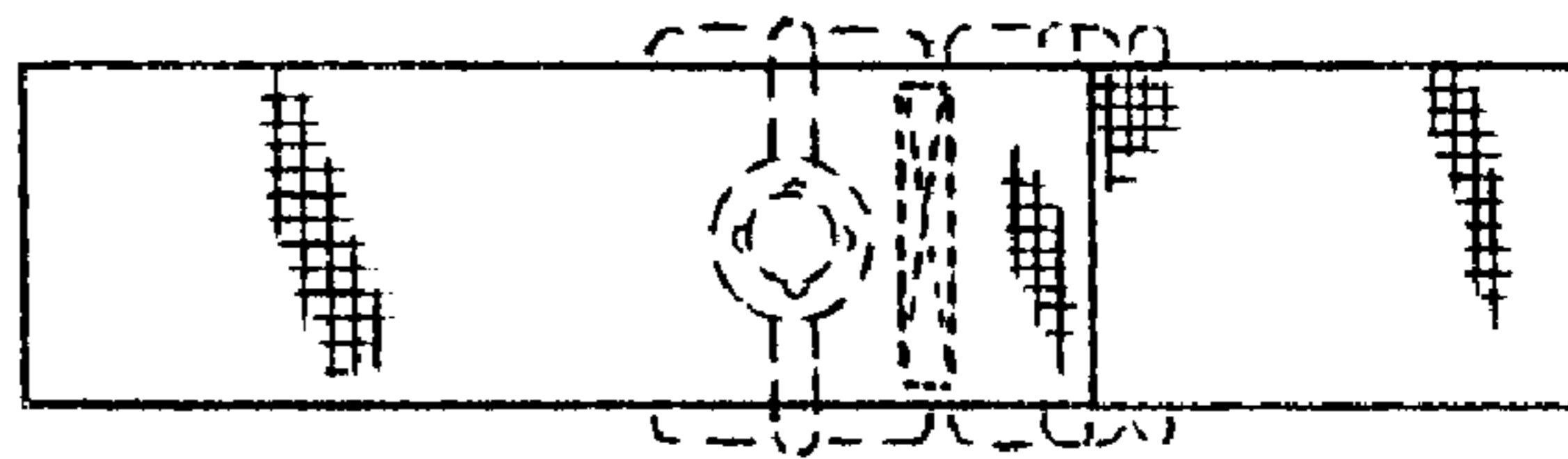


FIG. 7