



US00D532194S

(12) **United States Design Patent** (10) **Patent No.:** **US D532,194 S**  
**Cessor** (45) **Date of Patent:** **\*\* Nov. 21, 2006**

(54) **PORTION OF A SHOE UPPER**

(75) Inventor: **Susan Diane Cessor**, Lake Oswego, OR (US)

(73) Assignee: **Nike, Inc.**, Beaverton, OR (US)

(\*\*) Term: **14 Years**

(21) Appl. No.: **29/227,134**

(22) Filed: **Apr. 7, 2005**

(51) **LOC (8) Cl.** ..... **02-99**

(52) **U.S. Cl.** ..... **D2/972**

(58) **Field of Classification Search** ..... D2/902, D2/907, 908, 943, 944, 969, 972-974; 36/45, 36/50.1, 77 M, 77 R, 83, 88, 113, 114, 126-131  
See application file for complete search history.

(56) **References Cited**

**U.S. PATENT DOCUMENTS**

D93,590 S	10/1934	Werthlem	
D268,065 S	* 3/1983	Spreng	D2/908
4,447,971 A	5/1984	Bente	
D281,115 S	10/1985	Campbell et al.	
D292,943 S	12/1987	Tong	
D391,068 S	2/1998	Aveni et al.	
D393,360 S	4/1998	Aveni et al.	
D420,783 S	2/2000	Brady et al.	
D432,776 S	* 10/2000	McDowell	D2/972
D475,523 S	6/2003	McDowell	
D476,473 S	* 7/2003	Clegg	D2/972
D495,867 S	* 9/2004	Avar	D2/972
D510,477 S	* 10/2005	McDowell	D2/972
D513,665 S	* 1/2006	Teague	D2/972

**OTHER PUBLICATIONS**

Nike Footwear Catalog Fall 2002, p. 36, published Nov. 2001.

Nike Footwear Catalog Spring 2001, p. 12, published Jun. 2000.

Nike Footwear Catalog Holiday 2000, p. 61, published Mar. 2000.

Nike Footwear Catalog Fall 2000, (#1-blue), p. 78, published Nov. 1999.

Nike Footwear Catalog Late Spring 2004, p. 9, published Sep. 2003.

Nike Footwear Catalog Fall 2004, p. 86, published Nov. 2003.

Nike Footwear Catalog Holiday 2004, p. 77, published Mar. 2004.

Nike Footwear Catalog Fall 1998, pp. 30-31, published Dec. 1997.

Nike Footwear Catalog Late Spring 1997, p. 109, published Sep. 1996.

\* cited by examiner

*Primary Examiner*—Dominic Simone

(74) *Attorney, Agent, or Firm*—Banner & Witcoff, Ltd.

(57) **CLAIM**

The ornamental design for a portion of a shoe upper, as shown and described.

**DESCRIPTION**

FIG. 1 is a perspective view of a portion of a shoe upper showing my new design;

FIG. 2 is a first side view thereof;

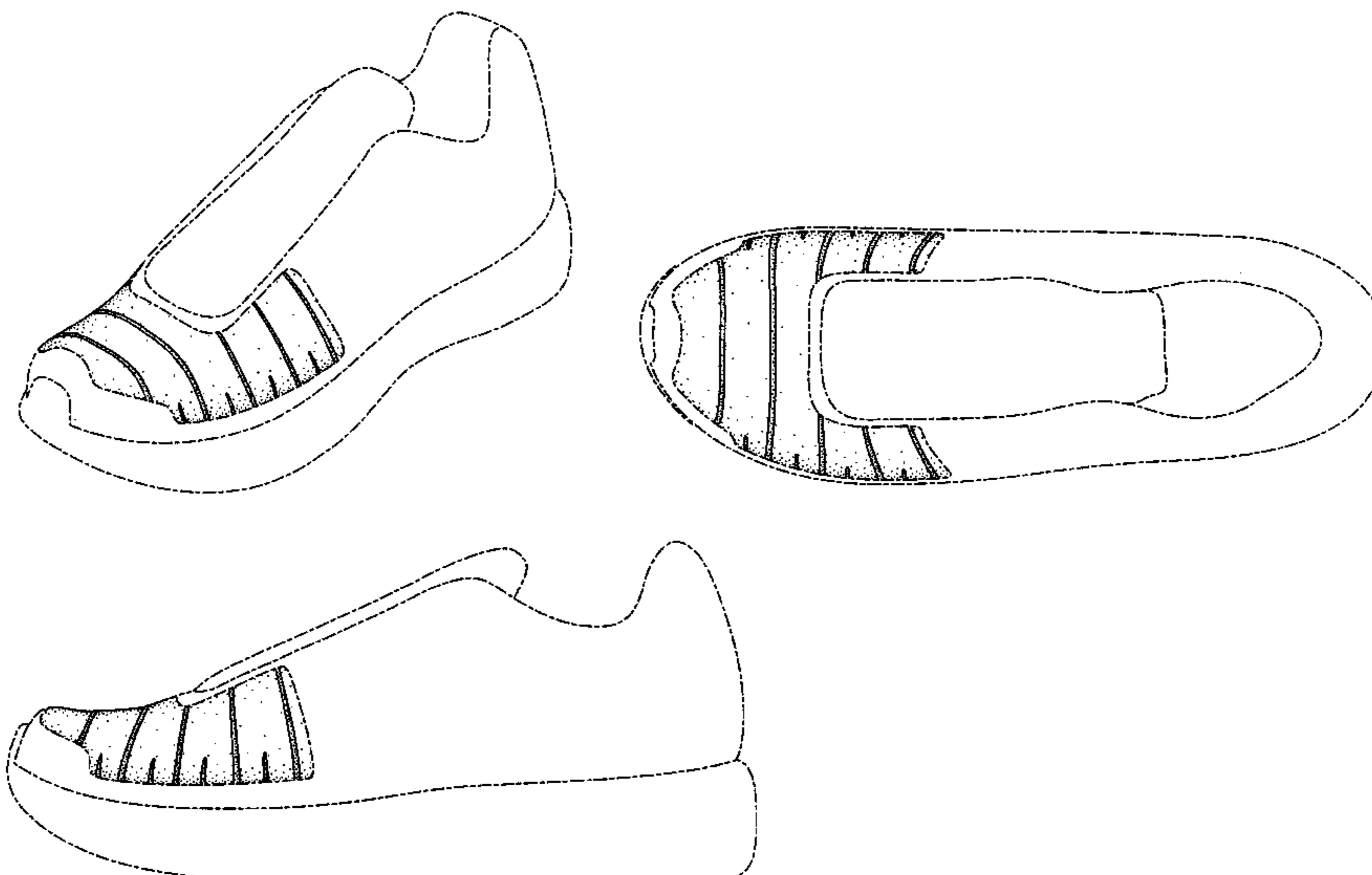
FIG. 3 is a second side view thereof;

FIG. 4 is a front view thereof; and,

FIG. 5 is a top view thereof.

The uneven broken line immediately adjacent to the shaded area represents an unclaimed boundary of the design. The uneven broken line showing of the remainder of the shoe is for illustrative purposes only and forms no part of the claimed design.

**1 Claim, 5 Drawing Sheets**



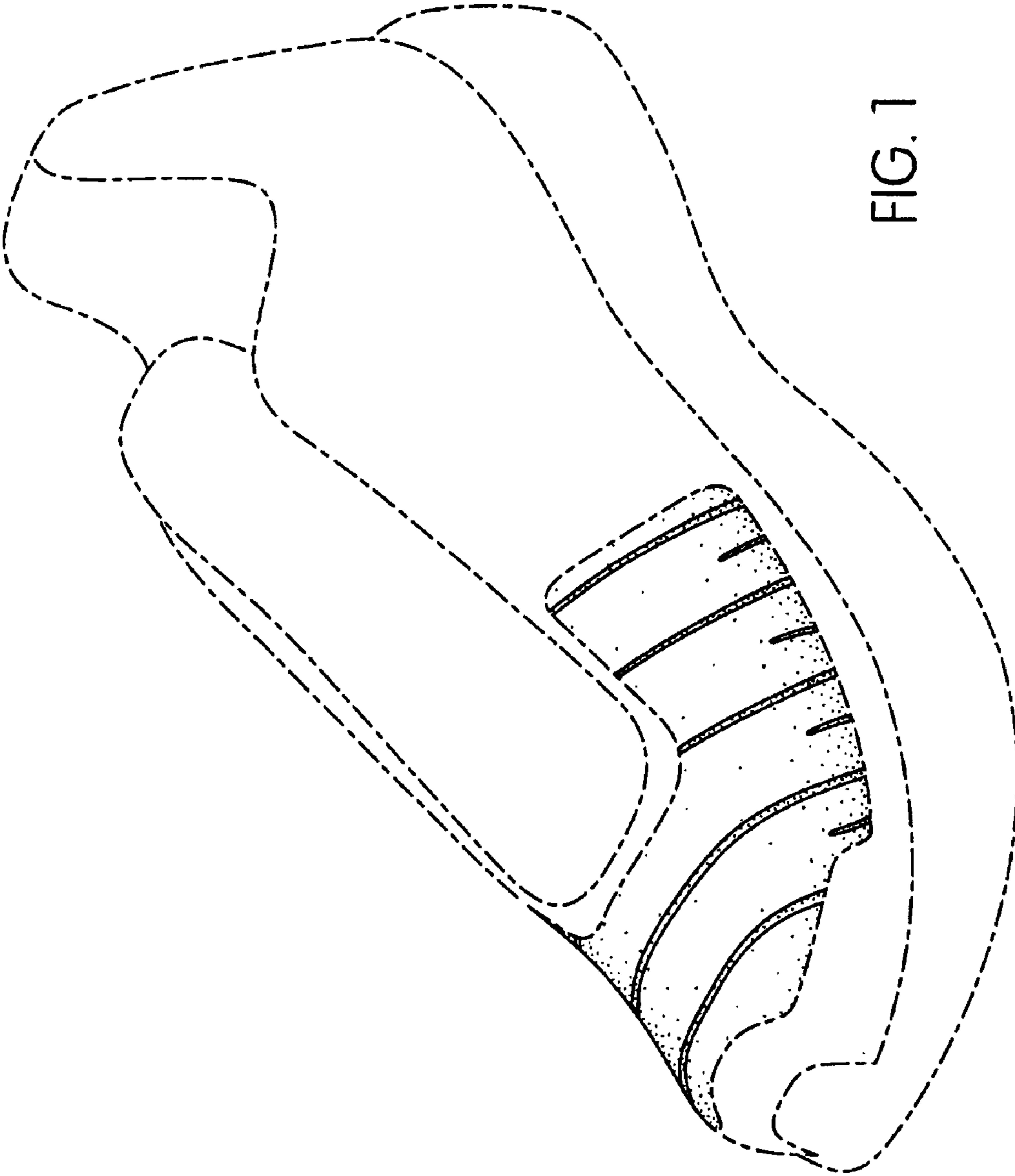


FIG. 1

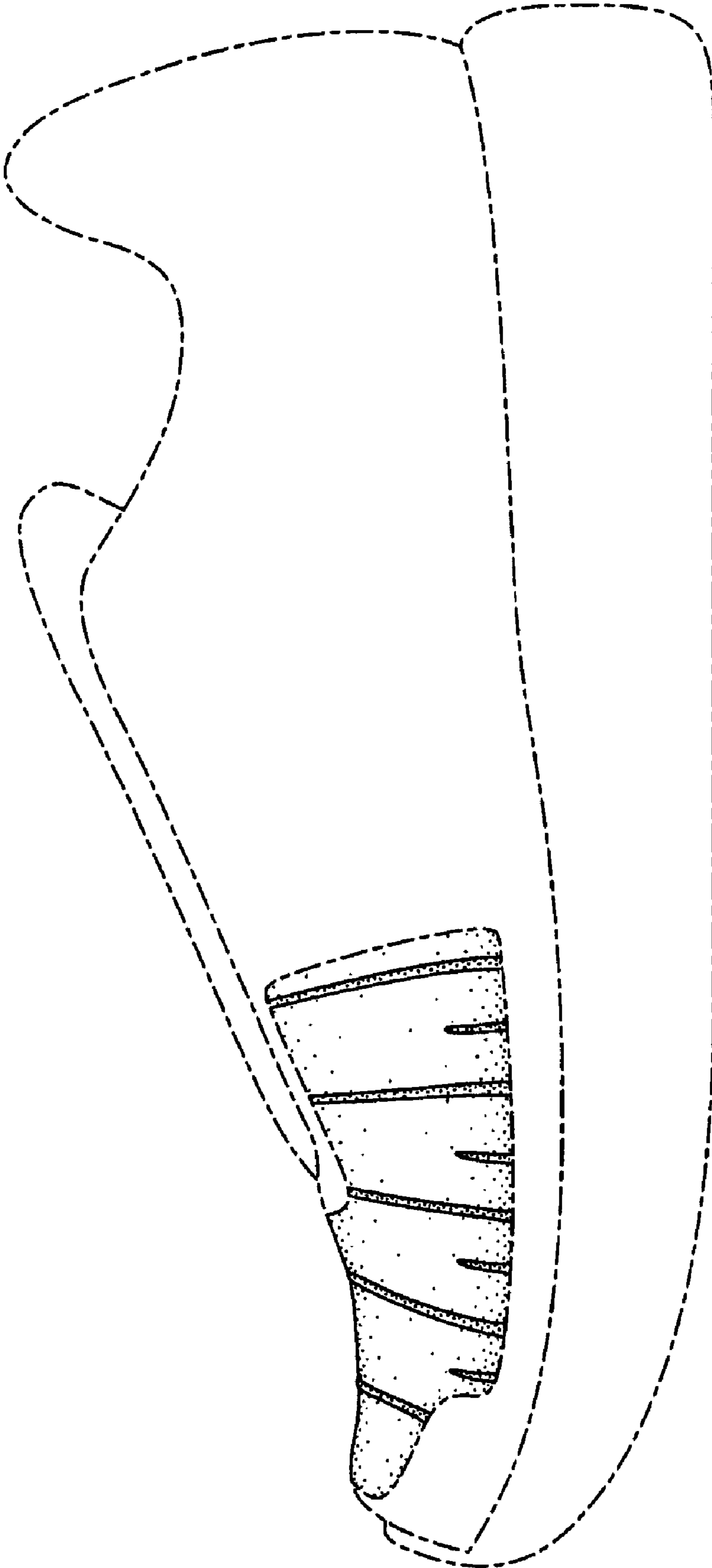


FIG. 2

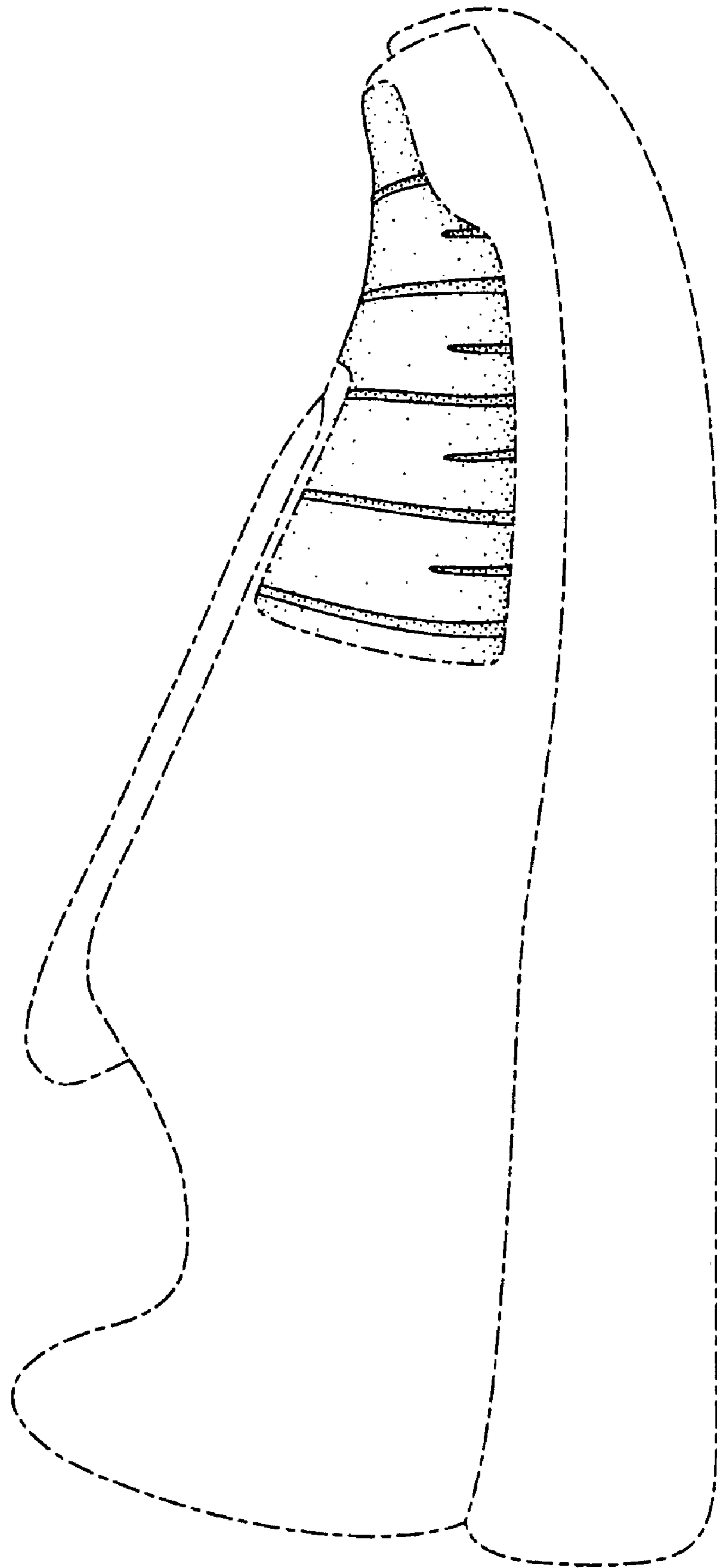


FIG. 3

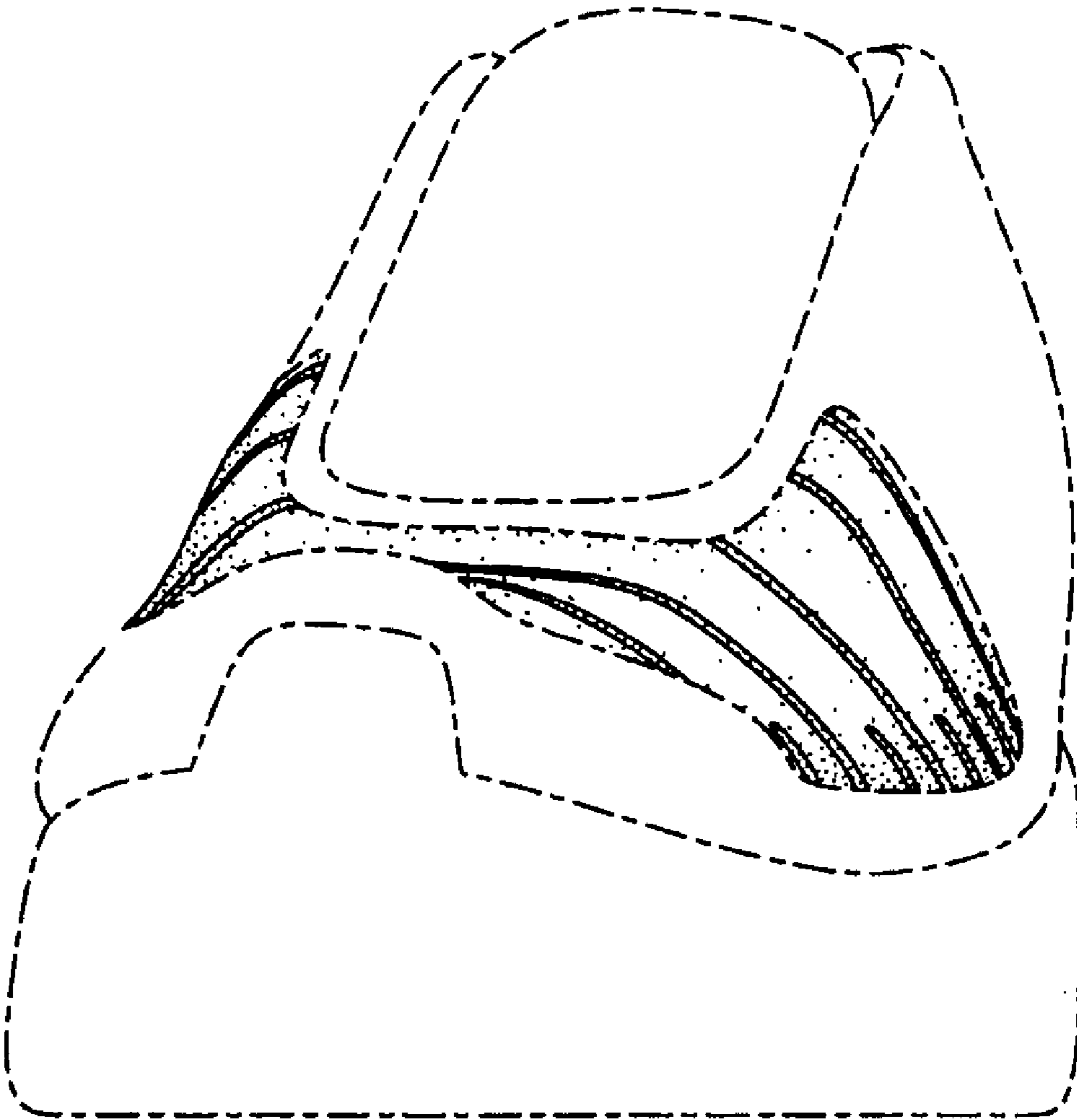


FIG. 4

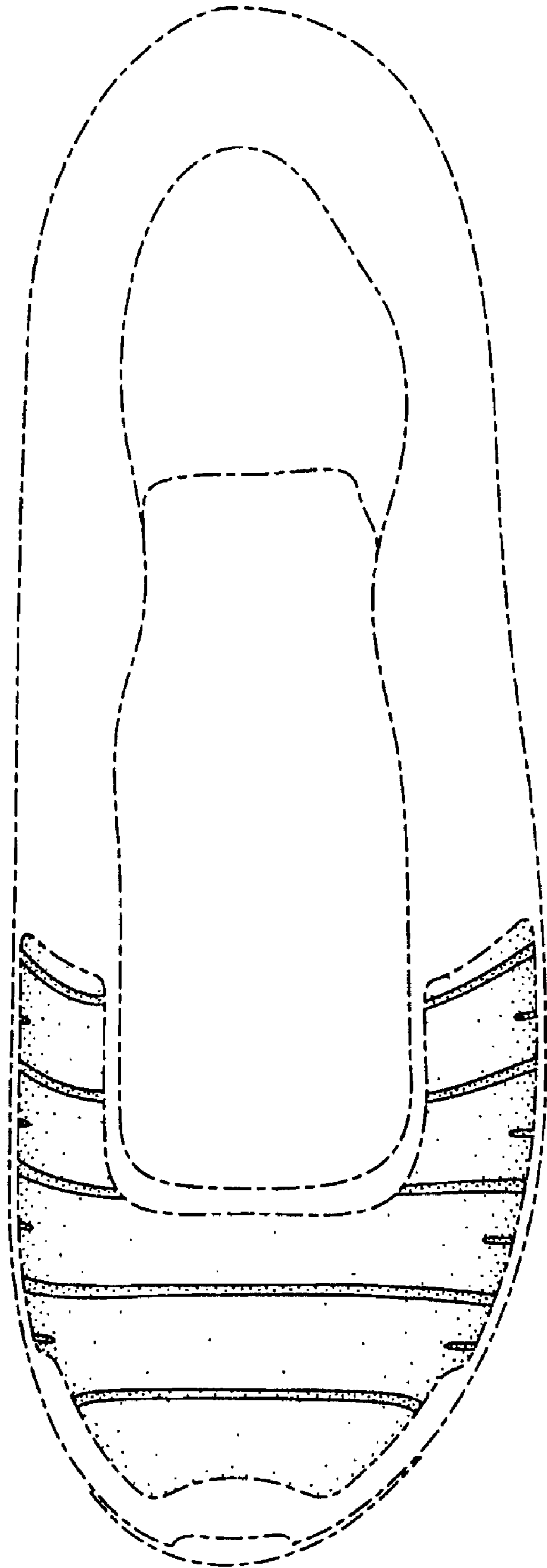


FIG. 5