



US00D532193S

(12) **United States Design Patent** (10) **Patent No.:** **US D532,193 S**
Cessor (45) **Date of Patent:** **** Nov. 21, 2006**

(54) **PORTION OF A SHOE UPPER**

D523,618 S * 6/2006 Hlavacs D2/972

(75) Inventor: **Susan Diane Cessor**, Lake Oswego,
OR (US)

(73) Assignee: **Nike, Inc.**, Beaverton, OR (US)

(**) Term: **14 Years**

(21) Appl. No.: **29/227,044**

(22) Filed: **Apr. 6, 2005**

(51) **LOC (8) Cl.** **02-99**

(52) **U.S. Cl.** **D2/972**

(58) **Field of Classification Search** D2/902,
D2/907, 908, 943, 944, 969, 972-974; 36/45,
36/50.1, 77 M, 77 R, 83, 88, 113, 114, 126-131
See application file for complete search history.

(56) **References Cited**

U.S. PATENT DOCUMENTS

D395,945 S	7/1998	Mankowski	
D398,762 S	9/1998	McDowell et al.	
D421,836 S	* 3/2000	Berend	D2/972
D429,556 S	8/2000	Vestuti	
D432,778 S	10/2000	McCourt	
D437,992 S	2/2001	Link	
D439,034 S	3/2001	Lozano	
D443,756 S	6/2001	McDowell	
D447,859 S	9/2001	Matis et al.	
D447,860 S	9/2001	Matis et al.	
D467,720 S	12/2002	Patt	
D474,010 S	5/2003	Gerber	
D475,523 S	* 6/2003	McDowell	D2/972
D477,131 S	7/2003	Holmes	
D495,868 S	* 9/2004	McDowell	D2/972
D499,249 S	12/2004	Hlavacs	
D501,302 S	* 2/2005	Cessor	D2/972
D509,349 S	* 9/2005	Chang	D2/972
D510,181 S	* 10/2005	Cessor	D2/972
D511,615 S	* 11/2005	Sung	D2/972
D511,616 S	* 11/2005	Fullum	D2/972

OTHER PUBLICATIONS

Nike Footwear Catalog Late Spring 1998, p. 133, published Sep. 1997.
 Nike Footwear Catalog Fall 1999, p. W112, published Nov. 1998.
 Nike Footwear Catalog Spring 2000 #1, pp. M25, M44, W6, published Jul. 1999.
 Nike Footwear Catalog Spring 2001, p. W12, published Jun. 2000.
 Nike Footwear Catalog Holiday 2001, p. M46, published Feb. 2001.
 Nike Footwear Catalog Holiday 2002, pp. W89, M90, published Mar. 2002.
 Nike Footwear Catalog Fall 2003, p. W7, published Nov. 2002.
 Nike Footwear Catalog Spring 2004, pp. W8, M60, published Jun. 2003.

* cited by examiner

Primary Examiner—Dominic Simone

(74) *Attorney, Agent, or Firm*—Banner & Witcoff, Ltd.

(57) **CLAIM**

The ornamental design for a portion of a shoe upper, as shown and described.

DESCRIPTION

FIG. 1 is a front perspective view of a portion of a shoe upper showing my new design;
 FIG. 2 is a side view thereof; and,
 FIG. 3 is a rear perspective view thereof.
 The uneven broken lines immediately adjacent to the shaded area represent unclaimed boundaries of the design. The uneven broken lines showing the remainder of the shoe are for illustrative purposes only and form no part of the claimed design.

1 Claim, 3 Drawing Sheets

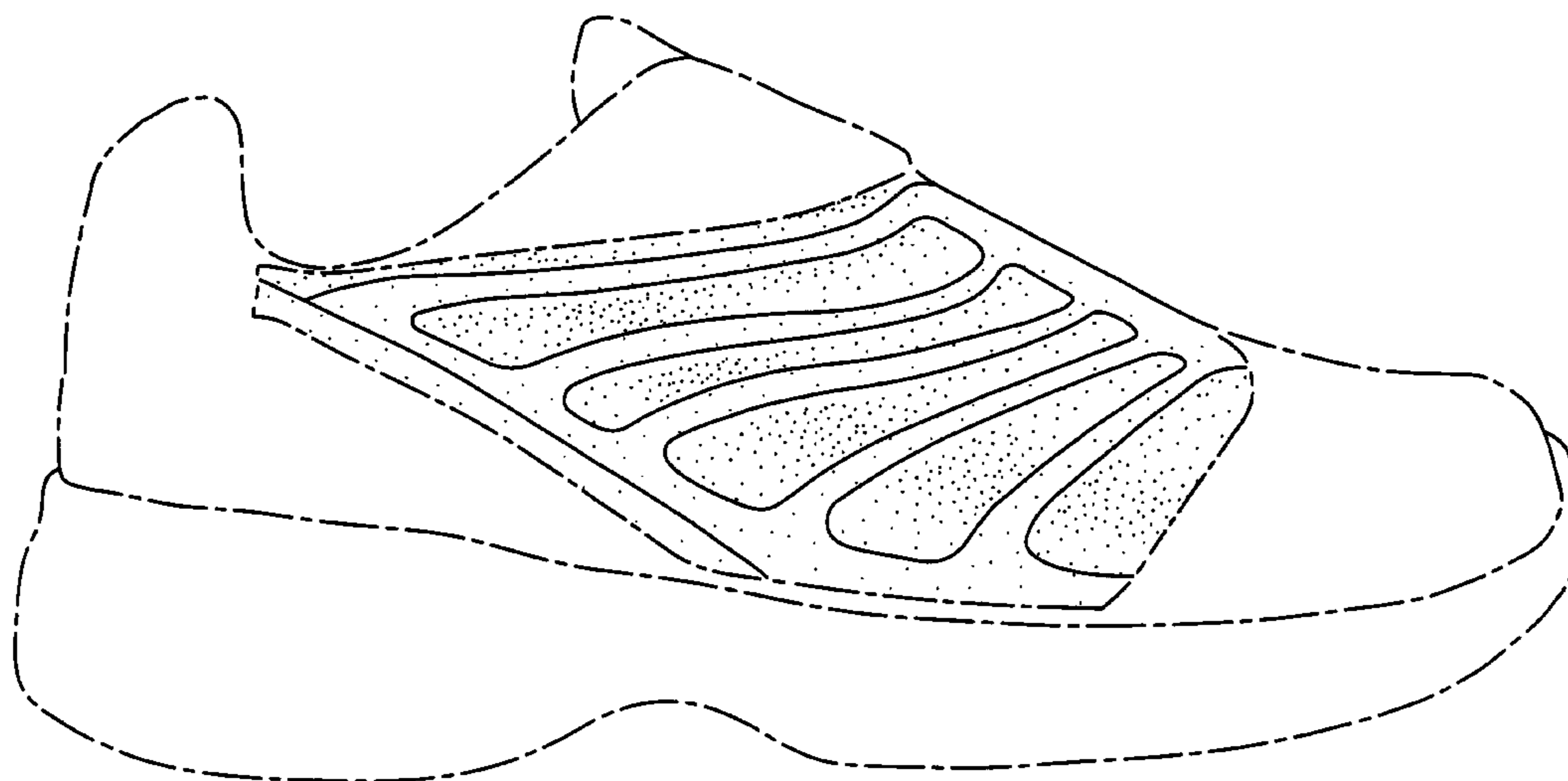


FIG. 1

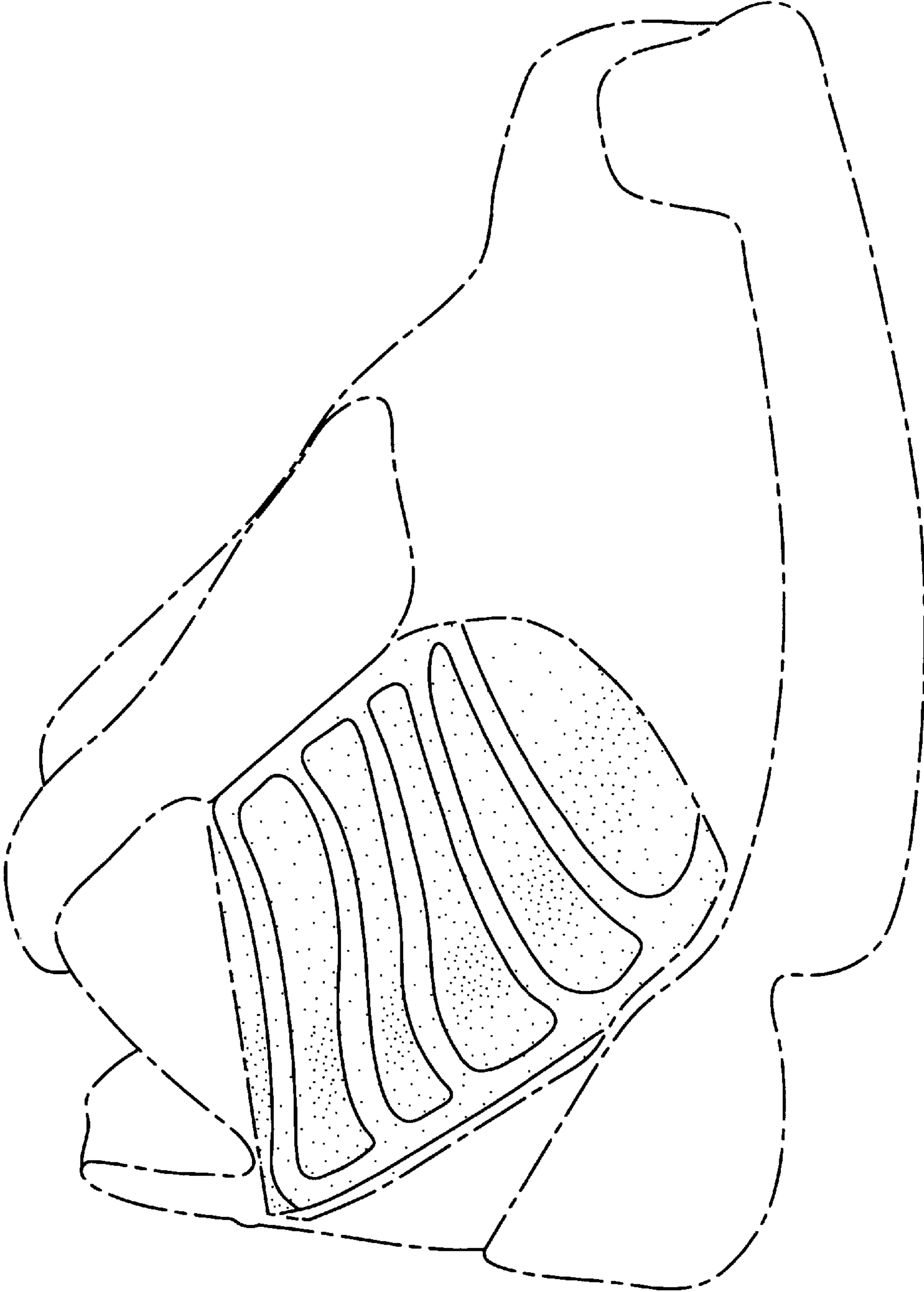


FIG. 2

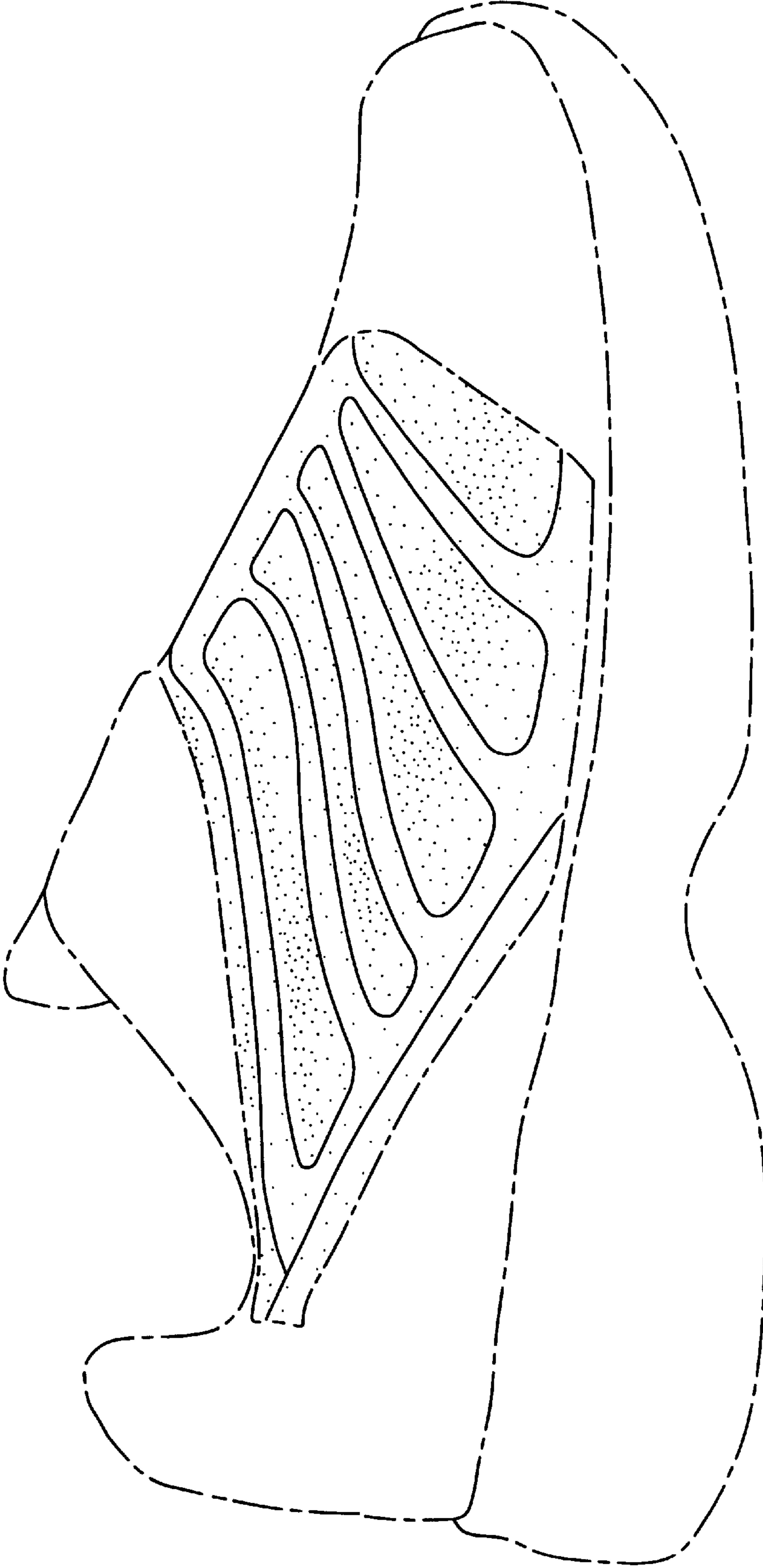


FIG. 3

