



US00D532191S

(12) **United States Design Patent**  
**Belley et al.**

(10) **Patent No.:** **US D532,191 S**

(45) **Date of Patent:** **\*\* Nov. 21, 2006**

(54) **FOOTWEAR UPPER**

(75) Inventors: **Manon Belley**, Laval (CA); **Martin W. F. Dean**, St. Albans (GB)

(73) Assignee: **Wolverine World Wide, Inc.**,  
Rockford, MI (US)

(\*\*) Term: **14 Years**

(21) Appl. No.: **29/231,201**

(22) Filed: **Jun. 2, 2005**

(51) **LOC (8) Cl.** ..... **02-04**

(52) **U.S. Cl.** ..... **D2/969**

(58) **Field of Classification Search** ..... D2/969,  
D2/896, 902-907, 923, 924; 36/11, 45  
See application file for complete search history.

(56) **References Cited**

U.S. PATENT DOCUMENTS

D173,699 S	*	12/1954	Hosker	.....	D2/907
D237,426 S	*	11/1975	Thornberry	.....	D2/907
D265,015 S	*	6/1982	Higgins	.....	D2/907
D427,423 S	*	7/2000	Simpson	.....	D2/969
D428,238 S	*	7/2000	Price	.....	D2/903
D437,474 S	*	2/2001	Agnew et al.	.....	D2/908
D447,858 S	*	9/2001	Matis et al.	.....	D2/969
D449,433 S	*	10/2001	Matis et al.	.....	D2/969
D460,855 S		7/2002	Belley		

D465,902 S	*	11/2002	Ammon et al.	.....	D2/902
D487,336 S	*	3/2004	Matis	.....	D2/969
D490,227 S		5/2004	Le et al.		

\* cited by examiner

*Primary Examiner*—Dominic Simone

*Assistant Examiner*—Rashida C. McCoy

(74) *Attorney, Agent, or Firm*—Warner Norcross & Judd

(57) **CLAIM**

The ornamental design for footwear upper, as shown and described.

**DESCRIPTION**

FIG. 1 is a perspective view of the footwear upper embodying the new design;

FIG. 2 is a top plan view thereof;

FIG. 3 is a right side view thereof;


FIG. 4 is a left side view thereof;

FIG. 5 is a front view thereof; and,

FIG. 6 is a rear view thereof.

FIGS. 1-6 show features of an article of footwear in phantom lines. These features are shown for environmental purposes and do not form any part of the claimed design. Further, the phantom lines immediately adjacent the solid-line portions of the design form the boundary of the design, with the phantom lines forming no part of the claimed design.

**1 Claim, 4 Drawing Sheets**



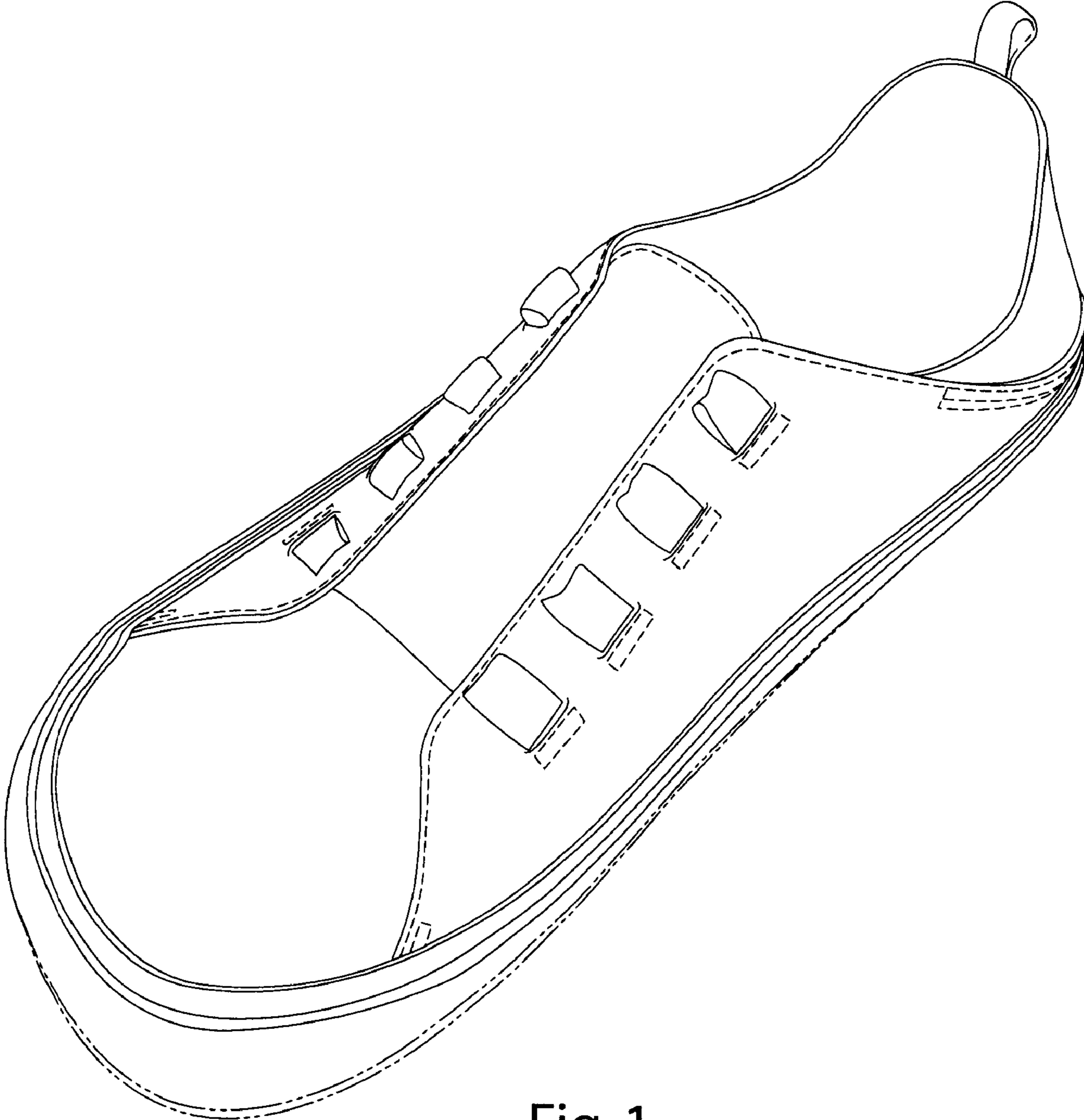


Fig. 1

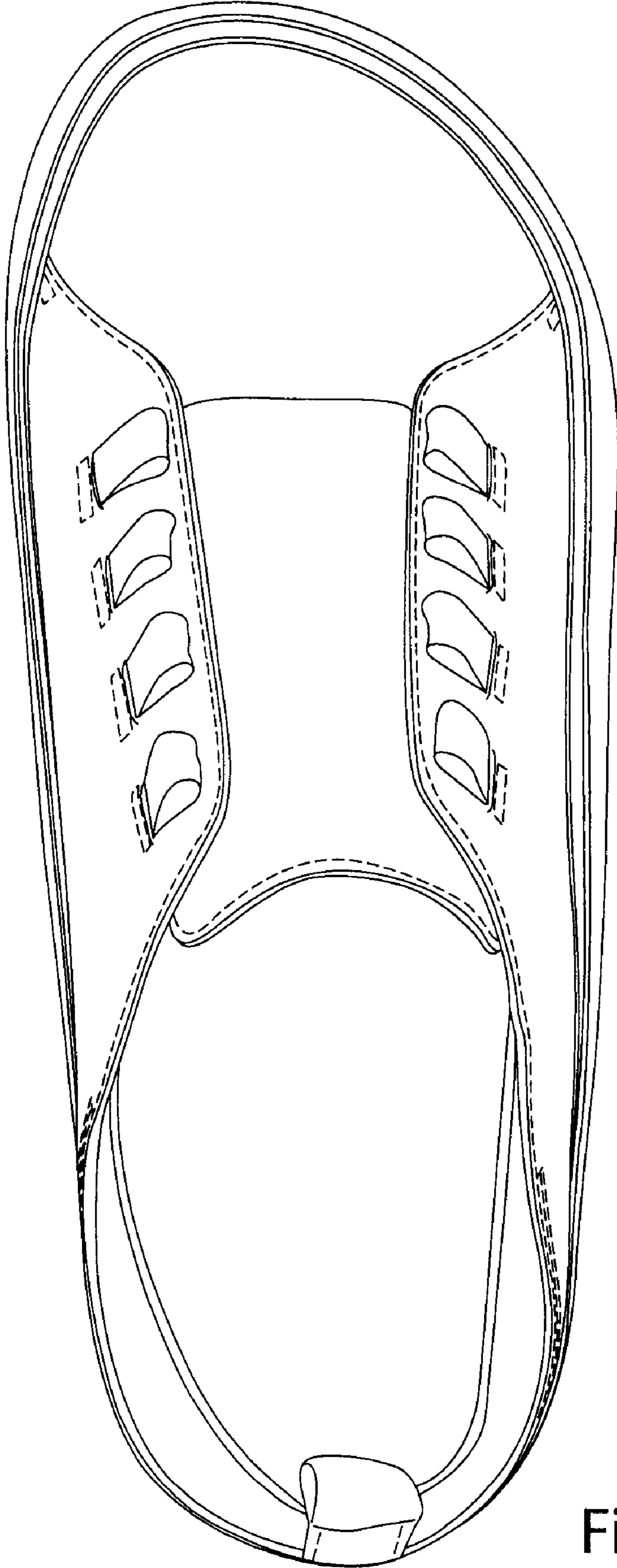


Fig. 2

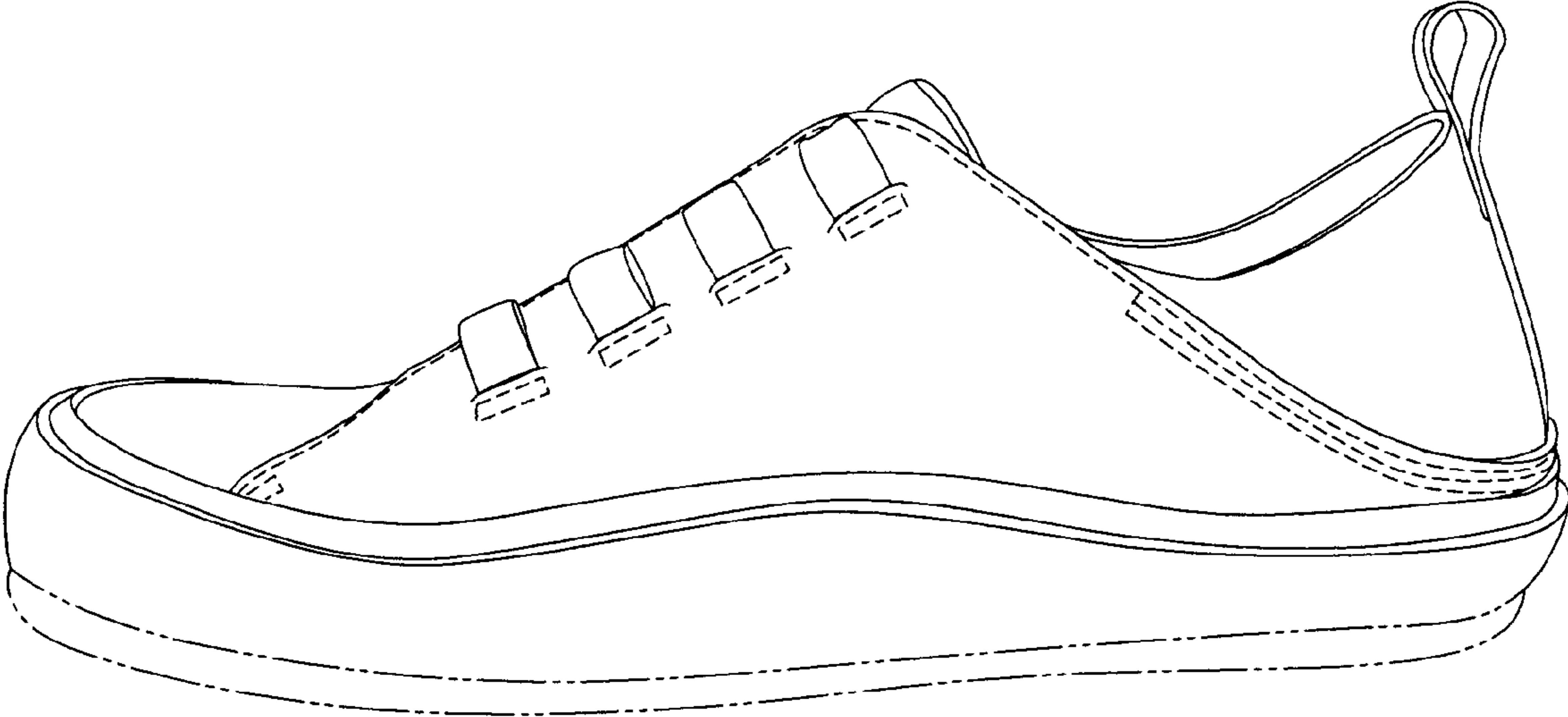


Fig. 3

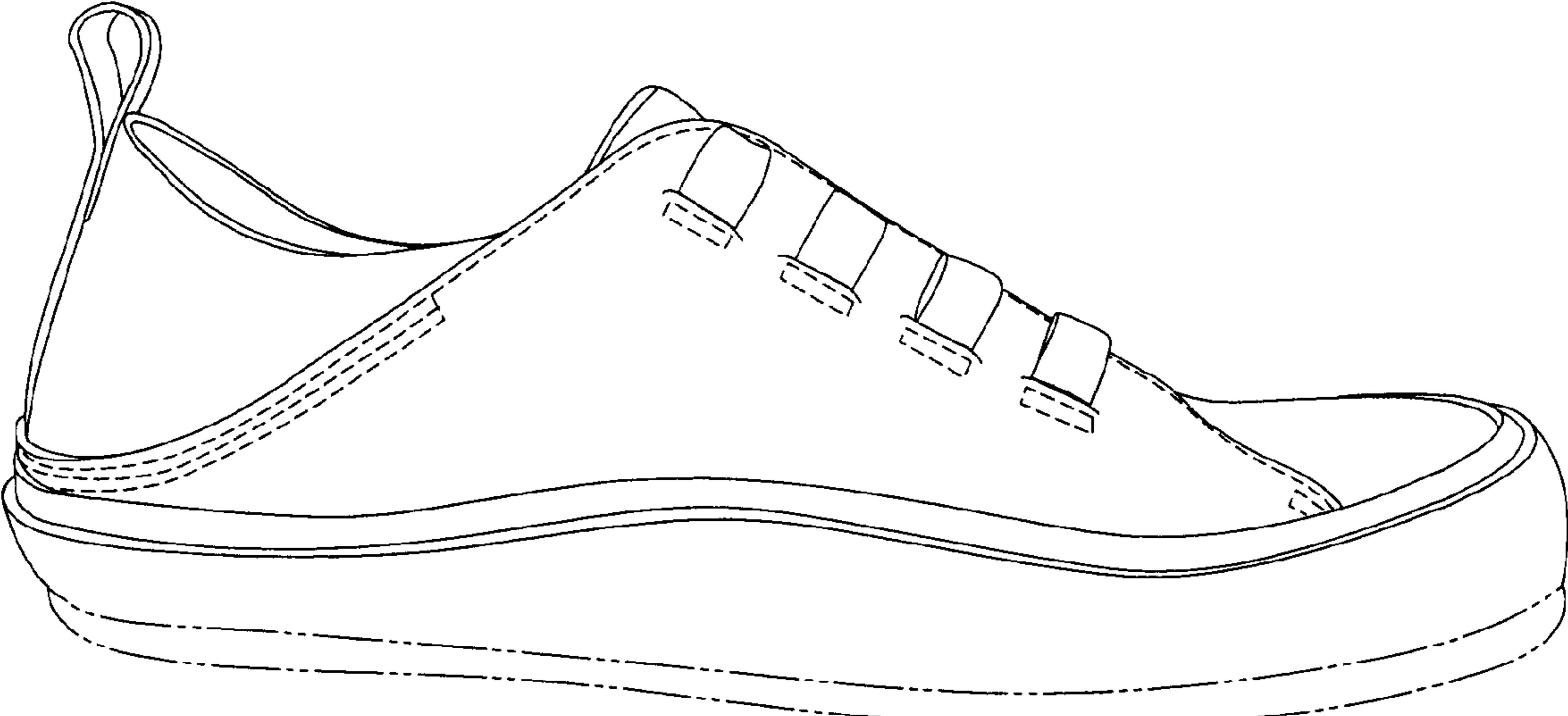


Fig. 4

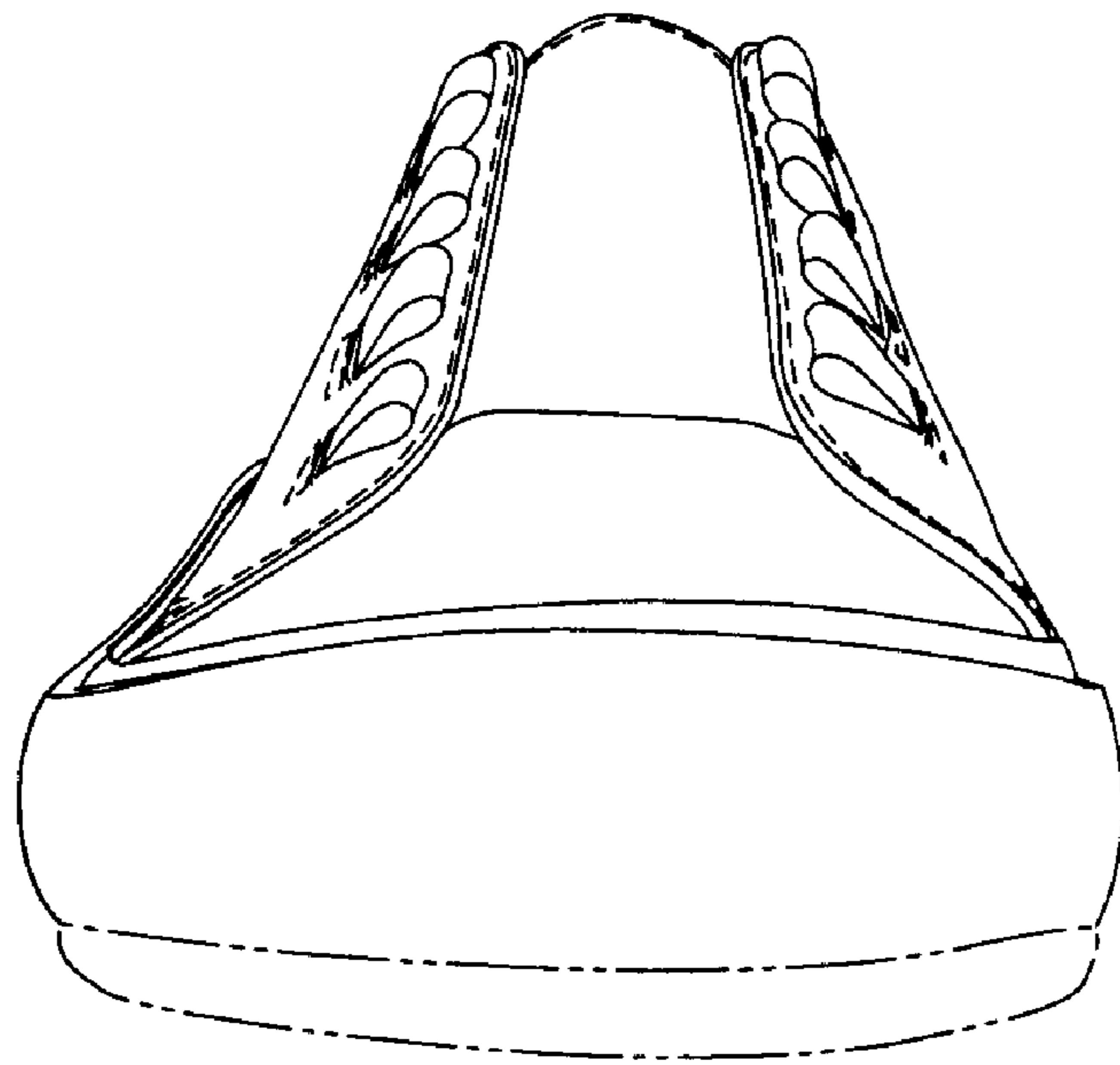


Fig. 5

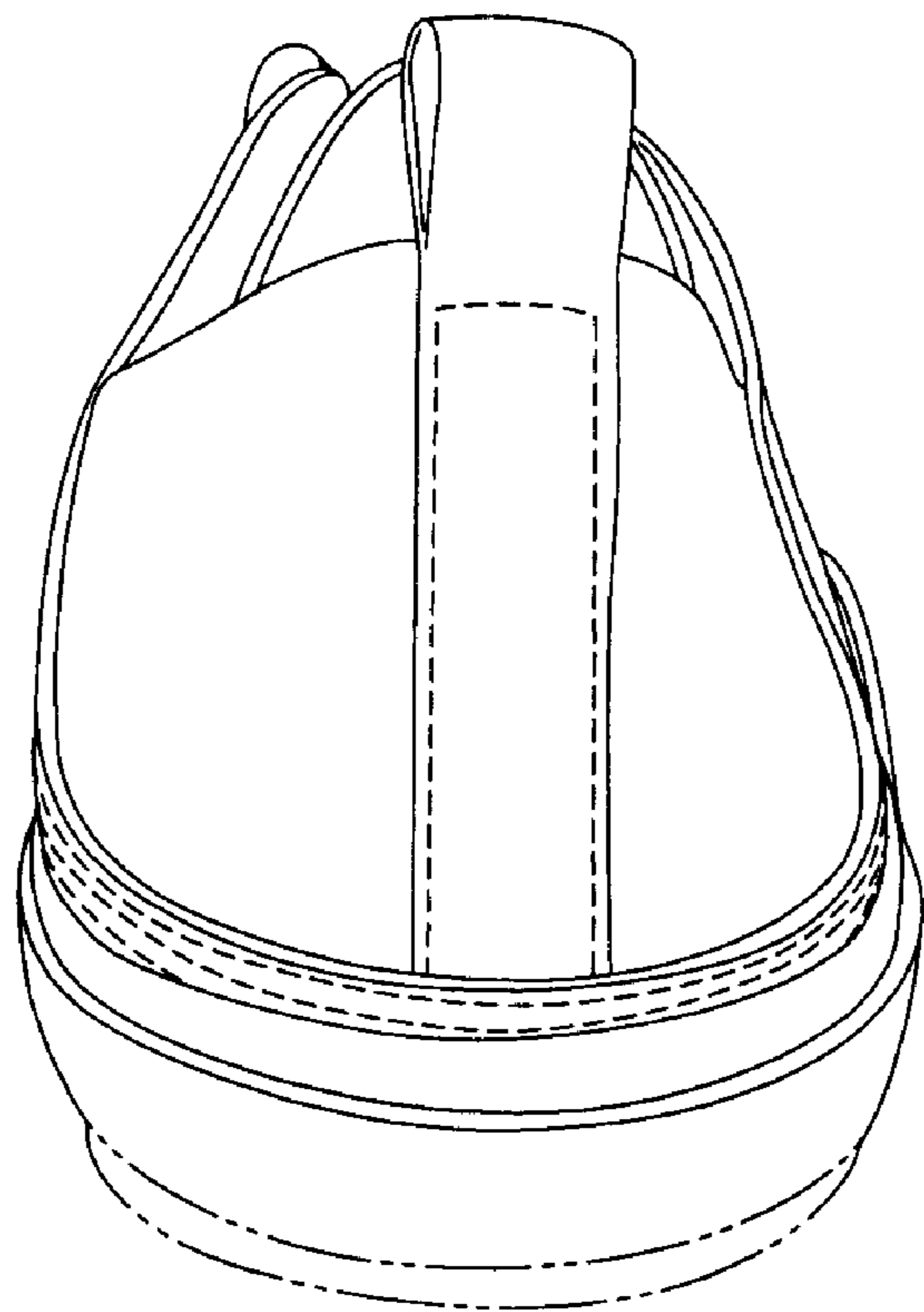


Fig. 6