

US00D532190S

(12) **United States Design Patent**
Scheurer

(10) **Patent No.:** **US D532,190 S**

(45) **Date of Patent:** **** Nov. 21, 2006**

- (54) **SPORT SANDAL INSOLE**
- (75) Inventor: **Robert S. Scheurer**, Wichita Falls, TX (US)
- (73) Assignee: **TRC Recreation, LP**, Wichita Falls, TX (US)
- (**) Term: **14 Years**
- (21) Appl. No.: **29/174,477**
- (22) Filed: **Jan. 17, 2003**
- (51) **LOC (8) Cl.** **02-04**
- (52) **U.S. Cl.** **D2/960; D2/947; D2/951**
- (58) **Field of Classification Search** D2/946-949, D2/951-962, 967, 977; 36/22 R, 25 R, 32 A, 36/32 R, 59 R, 67 A, 67 B
See application file for complete search history.

- D368,796 S * 4/1996 Fabio D2/960
- D393,726 S 4/1998 Sweeney
- D394,342 S * 5/1998 Schneider D2/959
- D398,144 S * 9/1998 Egelja D2/960
- D408,972 S * 5/1999 Greenberg D2/953
- D411,759 S 7/1999 Byrd
- 5,918,385 A * 7/1999 Sessa 36/59 C
- D416,671 S 11/1999 Tsuzuki
- D422,780 S * 4/2000 Aguerre D2/916
- D428,688 S * 8/2000 Egelja et al. D2/957
- D429,555 S 8/2000 Kelley
- D433,558 S * 11/2000 Matis et al. D2/959
- D450,177 S 11/2001 Boncutter
- D456,128 S 4/2002 Evans et al.
- D467,060 S * 12/2002 Randesi et al. D2/954
- D467,711 S * 12/2002 Chen D2/956
- D505,537 S * 5/2005 Friedman D2/961
- D506,304 S * 6/2005 Chiang D2/917

* cited by examiner

Primary Examiner—Celia A. Murphy

(74) *Attorney, Agent, or Firm*—Dennis T. Griggs; Scott T. Griggs

(56) **References Cited**

U.S. PATENT DOCUMENTS

- D126,598 S * 4/1941 Cox
- D185,954 S * 8/1959 Powell
- 2,928,192 A * 3/1960 Green
- D187,781 S * 5/1960 Hayakawa D2/917
- D189,839 S * 3/1961 Nakashima D2/917
- 3,018,571 A * 1/1962 Doherty
- D247,657 S 4/1978 York, Jr.
- D247,935 S * 5/1978 Sebestik D2/955
- D250,738 S 1/1979 Foldes
- D251,216 S 3/1979 Krippels
- D252,420 S * 7/1979 Bowers et al. D2/956
- D255,172 S * 6/1980 Finn D2/959
- D260,570 S 9/1981 Wong
- D281,735 S 12/1985 Seltzer
- D294,424 S * 3/1988 Brown et al. D2/953
- D301,284 S * 5/1989 Duclos et al. D2/953
- D333,904 S 3/1993 Eminger
- D348,148 S * 6/1994 Limauro D2/954
- D351,054 S * 10/1994 Minkin D2/953


(57) **CLAIM**

The ornamental design for a sport sandal insole, as shown and described.

DESCRIPTION

FIG. 1 is a perspective view of a sport sandal showing my new design;
 FIG. 2 is a top plan view thereof;
 FIG. 3 is a left side elevational view thereof;
 FIG. 4 is a right side elevational view thereof;
 FIG. 5 is a rear elevational view thereof; and,
 FIG. 6 is a front elevational view thereof.
 A bottom view of the design is omitted as the bottom view forms no part of the claim.
 The broken lines shown in FIGS. 1 and 3-6 represent the portions of the design that form no part of the claim.

1 Claim, 2 Drawing Sheets



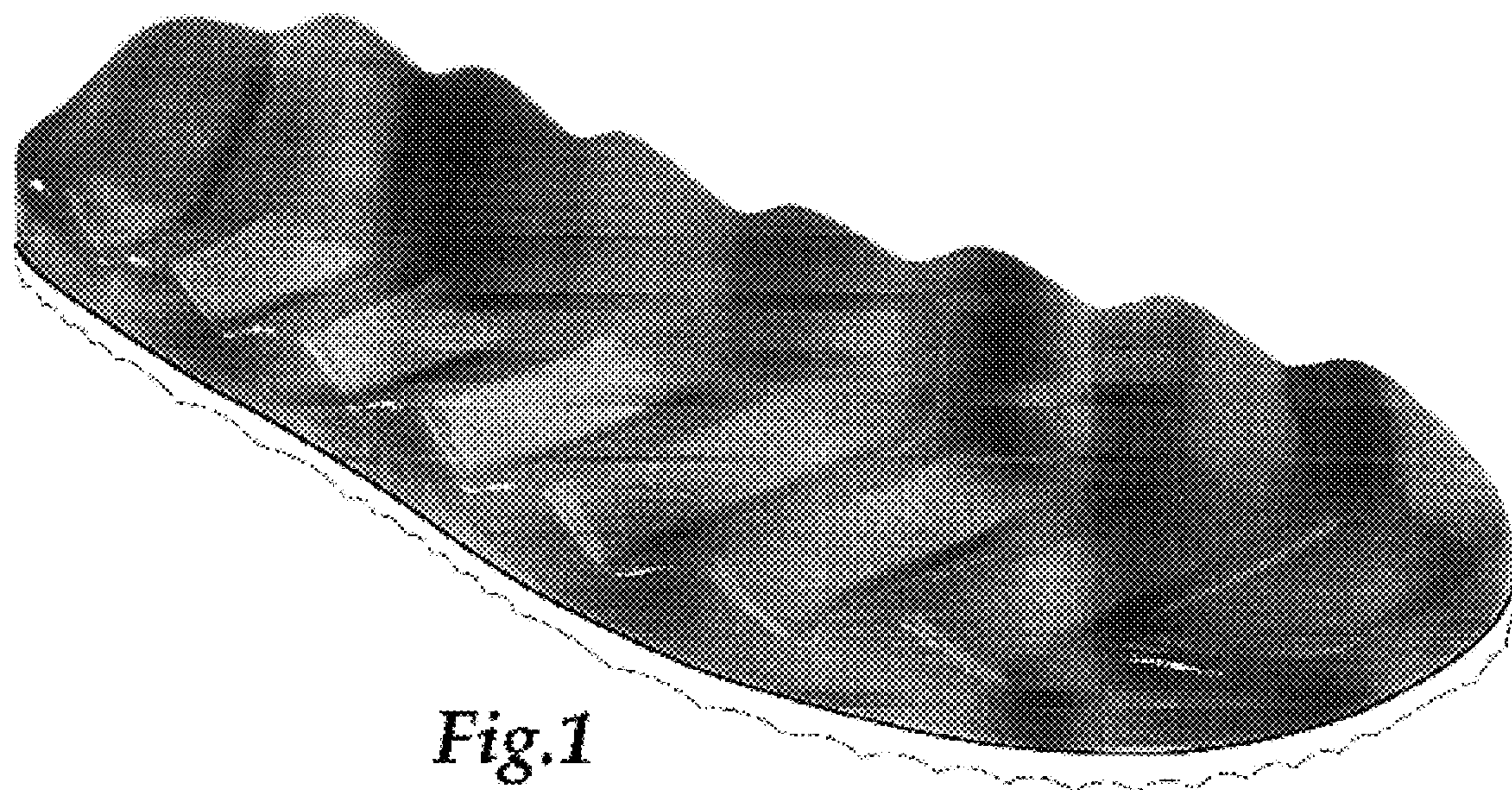


Fig.1




Fig.2



Fig.3



Fig.4




Fig.5




Fig.6