



US00D532188S

(12) **United States Design Patent**
McClaskie

(10) **Patent No.:** **US D532,188 S**

(45) **Date of Patent:** **** Nov. 21, 2006**

(54) **OUTSOLE FOR A SHOE**

(75) Inventor: **Thomas E. McClaskie**, Bethlehem, PA (US)

(73) Assignee: **Columbia Insurance Company**, Omaha, NE (US)

(**) Term: **14 Years**

(21) Appl. No.: **29/215,484**

(22) Filed: **Oct. 20, 2004**

(51) **LOC (8) Cl.** **02-04**

(52) **U.S. Cl.** **D2/952; D2/954; D2/956**

(58) **Field of Classification Search** D2/902, D2/946-949, 951-960; 36/3 B, 22 R, 24.5, 36/25 R, 28, 32 R, 34 R, 67 A, 59 C
See application file for complete search history.

5,185,944 A 2/1993 Okajima
 5,499,459 A 3/1996 Tomaro
 5,526,584 A 6/1996 Bleimhofer et al.
 5,738,937 A 4/1998 Baychar
 D423,489 S * 4/2000 Pesco D14/403
 D426,946 S * 6/2000 Debiase D2/954
 D475,715 S * 6/2003 Shah D14/454
 D495,856 S * 9/2004 McClaskie D2/952
 D509,647 S * 9/2005 McClaskie D2/952
 D512,137 S * 11/2005 Chen D23/367
 D520,245 S * 5/2006 Huller D4/125
 2002/0007888 A1 * 1/2002 Gregorek 150/166
 2002/0190952 A1 * 12/2002 Shah 345/163
 2005/0110309 A1 * 5/2005 Cziraky et al. 297/181
 2006/0022835 A1 * 2/2006 Rice 340/602

* cited by examiner

Primary Examiner—Celia A. Murphy

(74) *Attorney, Agent, or Firm*—St. Onge Steward Johnston & Reens LLC

(56) **References Cited**

U.S. PATENT DOCUMENTS

1,974,543 A 9/1934 Reymond
 2,046,217 A 6/1936 Strauss
 2,079,237 A 5/1937 Allard
 2,160,768 A 5/1939 Wasser
 2,344,069 A 3/1944 Wasser
 3,091,871 A 6/1963 Tronche
 3,175,310 A 3/1965 MacQuaid
 3,175,311 A 3/1965 MacQuaid
 3,191,321 A 6/1965 Brutting
 3,213,551 A 10/1965 Krauss
 3,407,518 A 10/1968 MacQuaid et al.
 3,525,165 A 8/1970 Randall, Jr.
 3,561,142 A 2/1971 Streit, Sr. et al.
 4,231,170 A 11/1980 Griswold
 4,366,629 A 1/1983 Scherz
 4,562,652 A 1/1986 Hensler
 4,908,963 A 3/1990 Krajcir et al.
 4,995,174 A 2/1991 Hong et al.
 5,048,203 A 9/1991 Kling

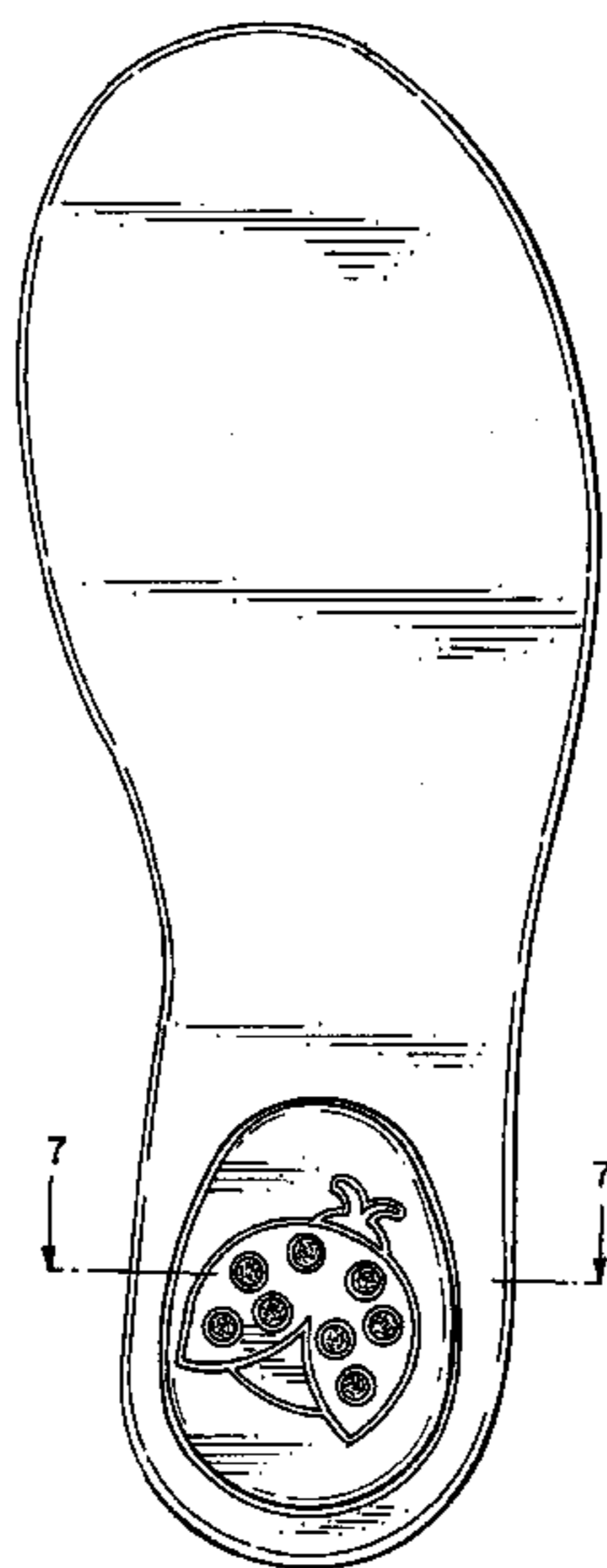
(57) **CLAIM**

I claim the ornamental design for an outsole for a shoe, as shown and described

DESCRIPTION

FIG. 1 is a bottom plan view of an outsole for a shoe showing my new design;
 FIG. 2 is a perspective view thereof;
 FIG. 3 is a left side view thereof;
 FIG. 4 is a right side view thereof;
 FIG. 5 is a front view thereof;
 FIG. 6 is a rear view thereof; and,
 FIG. 7 is an enlarged cross sectional view taken along line 7—7 of FIG. 1.
 The broken line showing a footwear-upper in FIGS. 2-6 illustrates the portion of the design that forms no part of the claim.

1 Claim, 4 Drawing Sheets



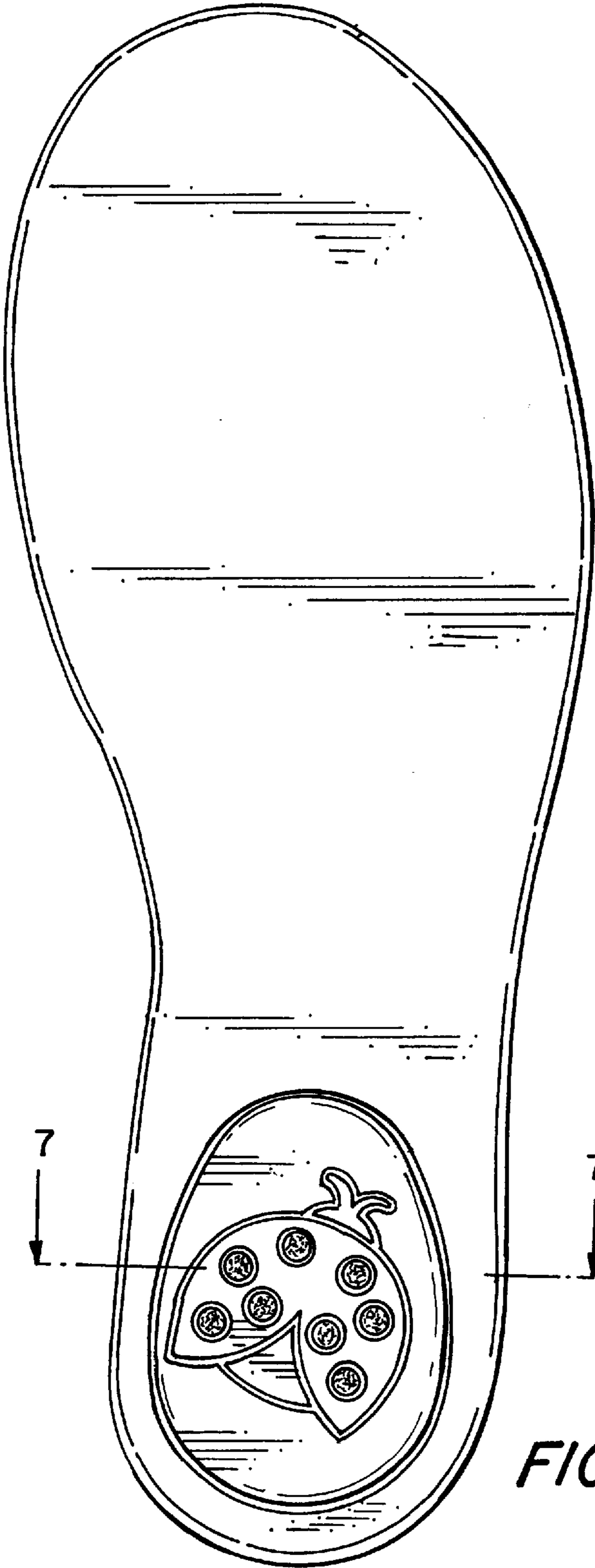


FIG. 1

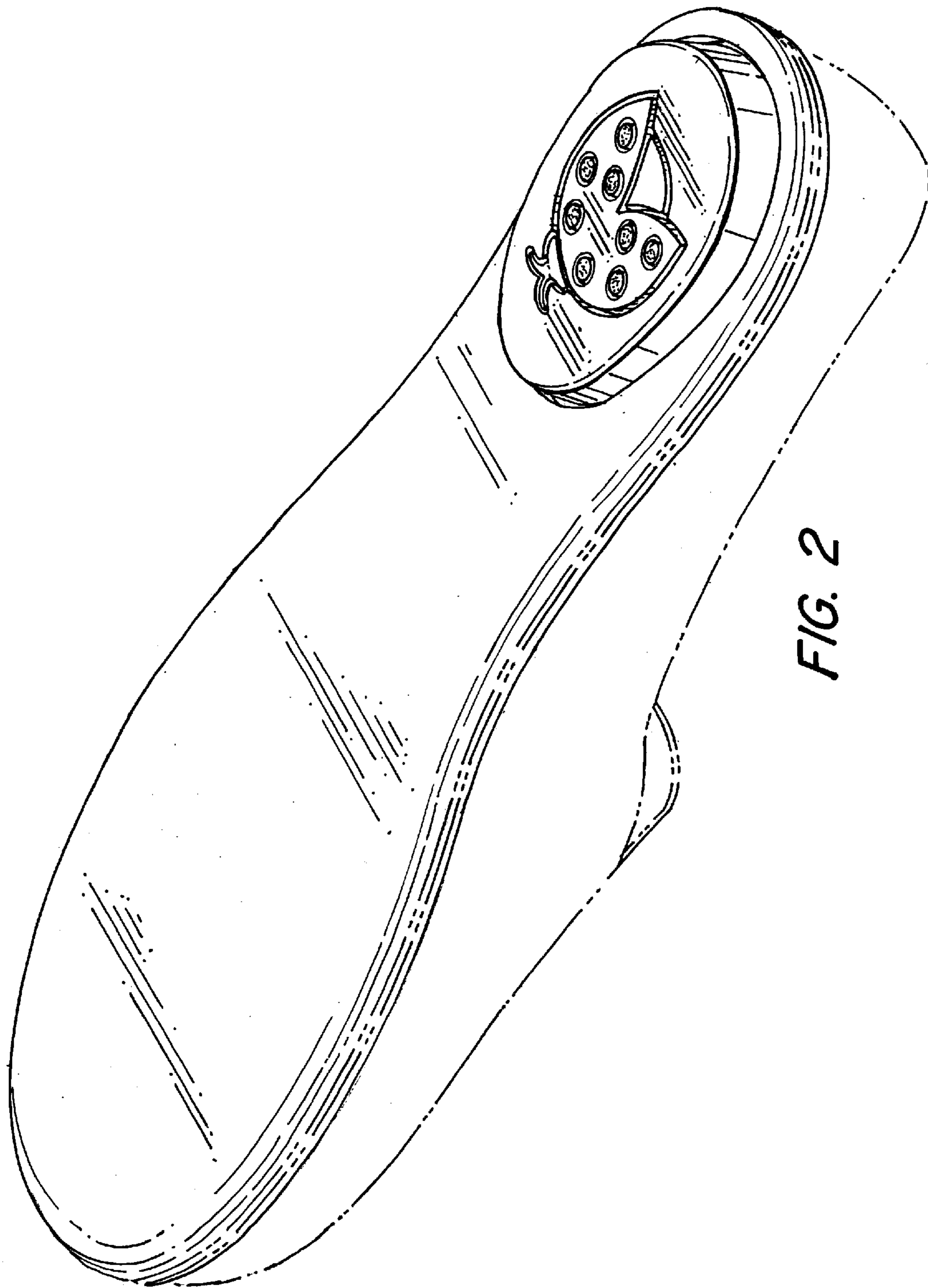


FIG. 2

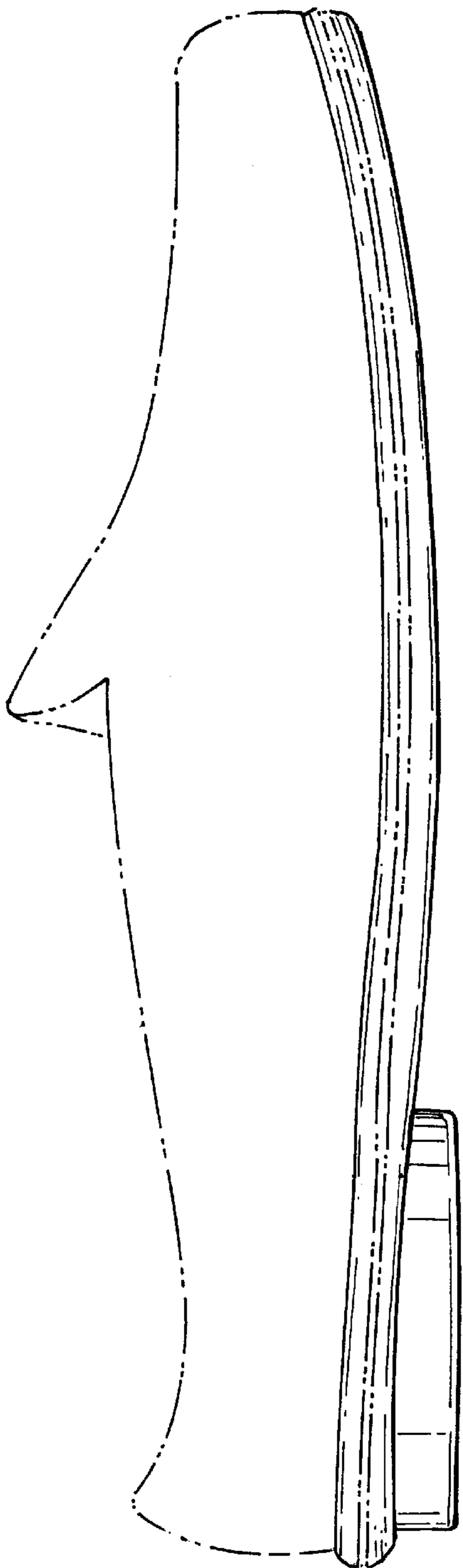


FIG. 3

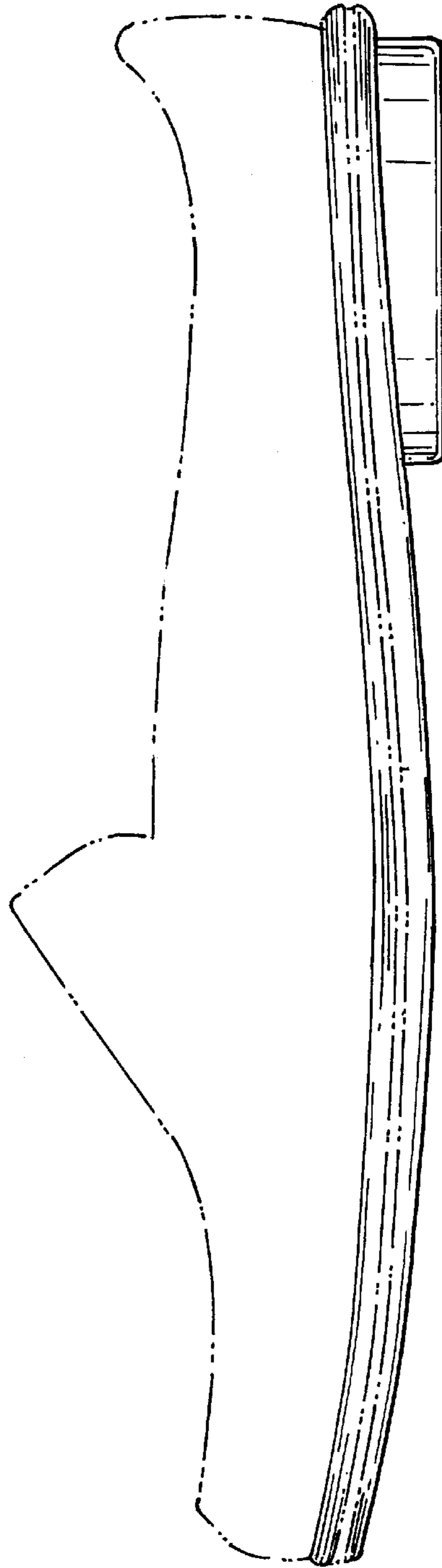


FIG. 4

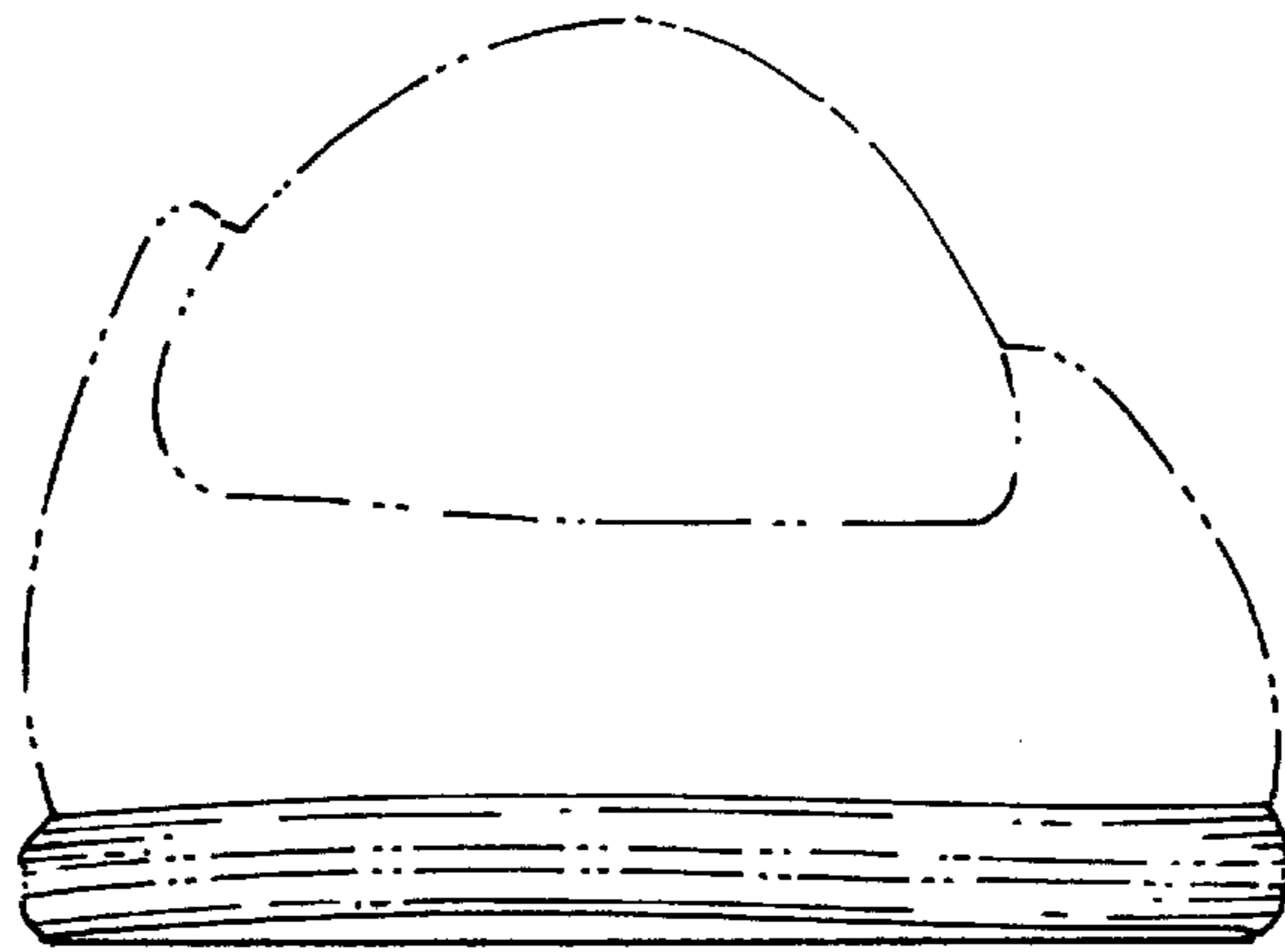


FIG. 5

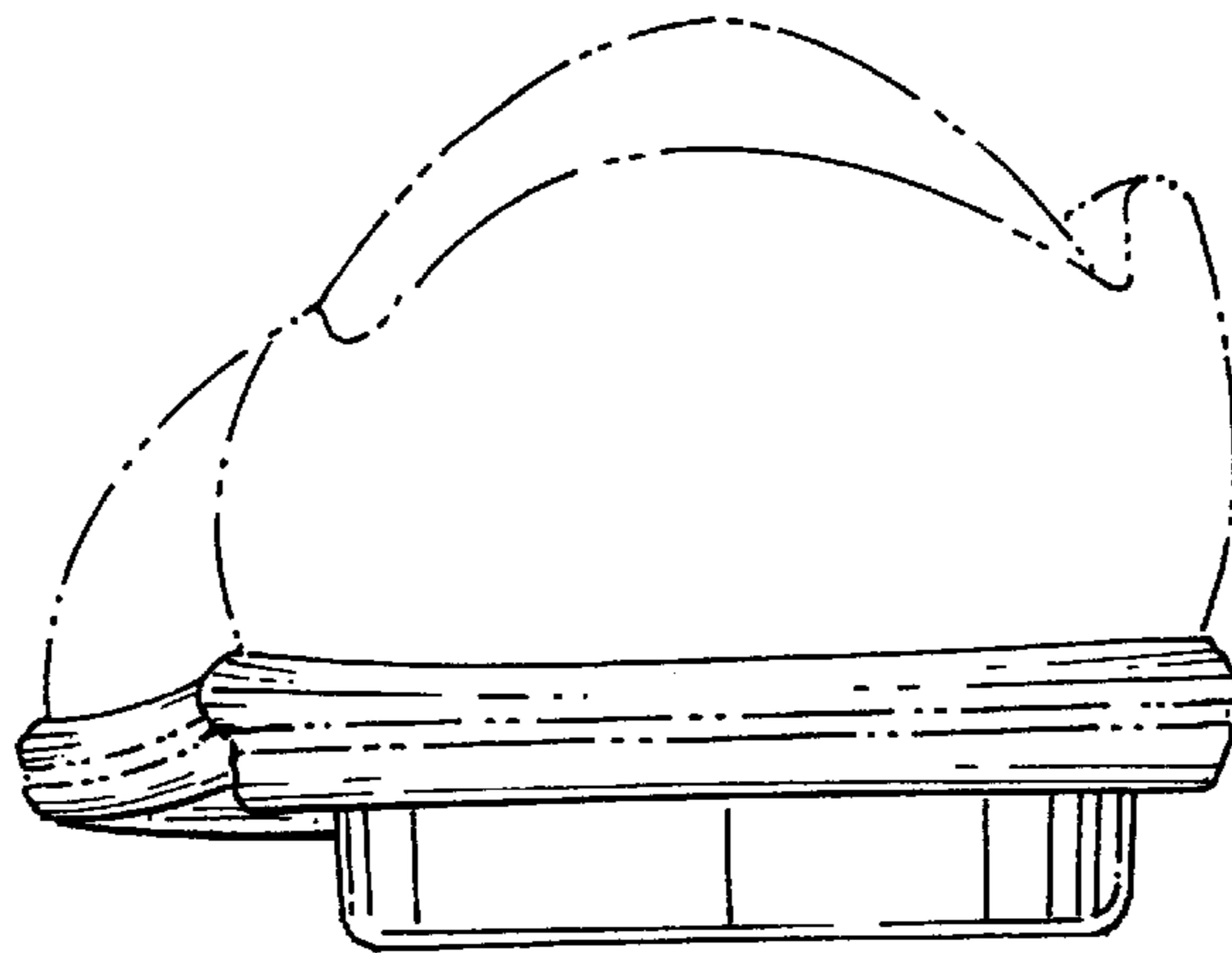


FIG. 6

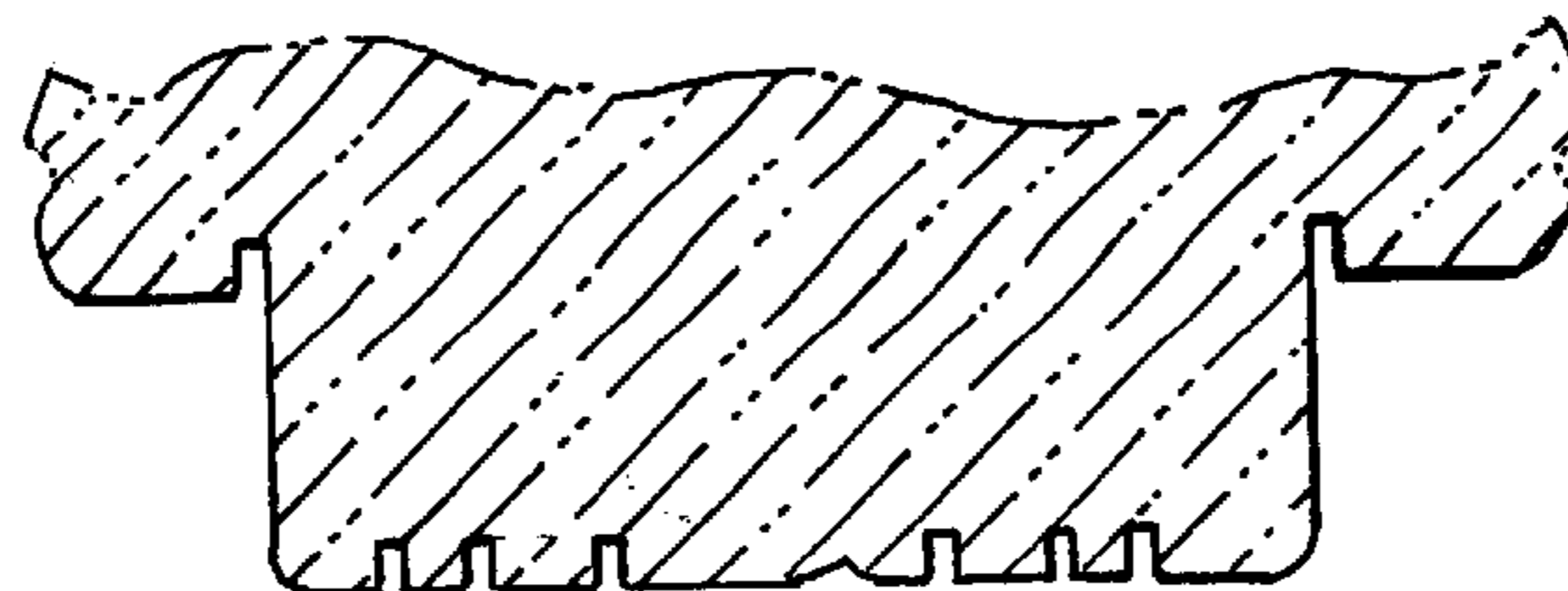


FIG. 7