



US00D532187S

(12) **United States Design Patent**
McClaskie

(10) **Patent No.:** **US D532,187 S**

(45) **Date of Patent:** **** Nov. 21, 2006**

- (54) **OUTSOLE FOR A SHOE**
- (75) Inventor: **Thomas E. McClaskie**, Bethlehem, PA (US)
- (73) Assignee: **Columbia Insurance Company**, Omaha, NE (US)
- (**) Term: **14 Years**
- (21) Appl. No.: **29/214,806**
- (22) Filed: **Oct. 8, 2004**

4,366,629 A	1/1983	Scherz	36/4
4,562,652 A	1/1986	Hensler	36/102
4,908,963 A	3/1990	Krajcir et al.	36/77
D311,793 S	* 10/1990	Kulak	D30/148
4,995,174 A	2/1991	Hong et al.	36/72
5,048,203 A	9/1991	Kling	36/32
5,185,944 A	2/1993	Okajima	36/45
D343,507 S	* 1/1994	Gramola	D2/948
D359,012 S	* 6/1995	Gross	D11/132
5,499,459 A	3/1996	Tomaro	36/10
5,526,584 A	6/1996	Bleimhofer et al.	36/10
D391,042 S	* 2/1998	Merceron	D2/951
5,738,937 A	4/1998	Baychar	428/316.6

* cited by examiner

- (51) **LOC (8) Cl.** **02-04**
- (52) **U.S. Cl.** **D2/952; D2/947; D2/951**
- (58) **Field of Classification Search** D2/902, D2/946-949, 951-960; D5/6, 26; 36/3 B, 36/22 R, 24.5, 25 R, 28, 32 R, 34 R, 67 A, 36/59 C

Primary Examiner—Celia A. Murphy
(74) *Attorney, Agent, or Firm*—St. Onge Steward Johnston & Reens LLC

See application file for complete search history.

(57) **CLAIM**

I claim the ornamental design for an outsole for a shoe, as shown and described.

(56) **References Cited**

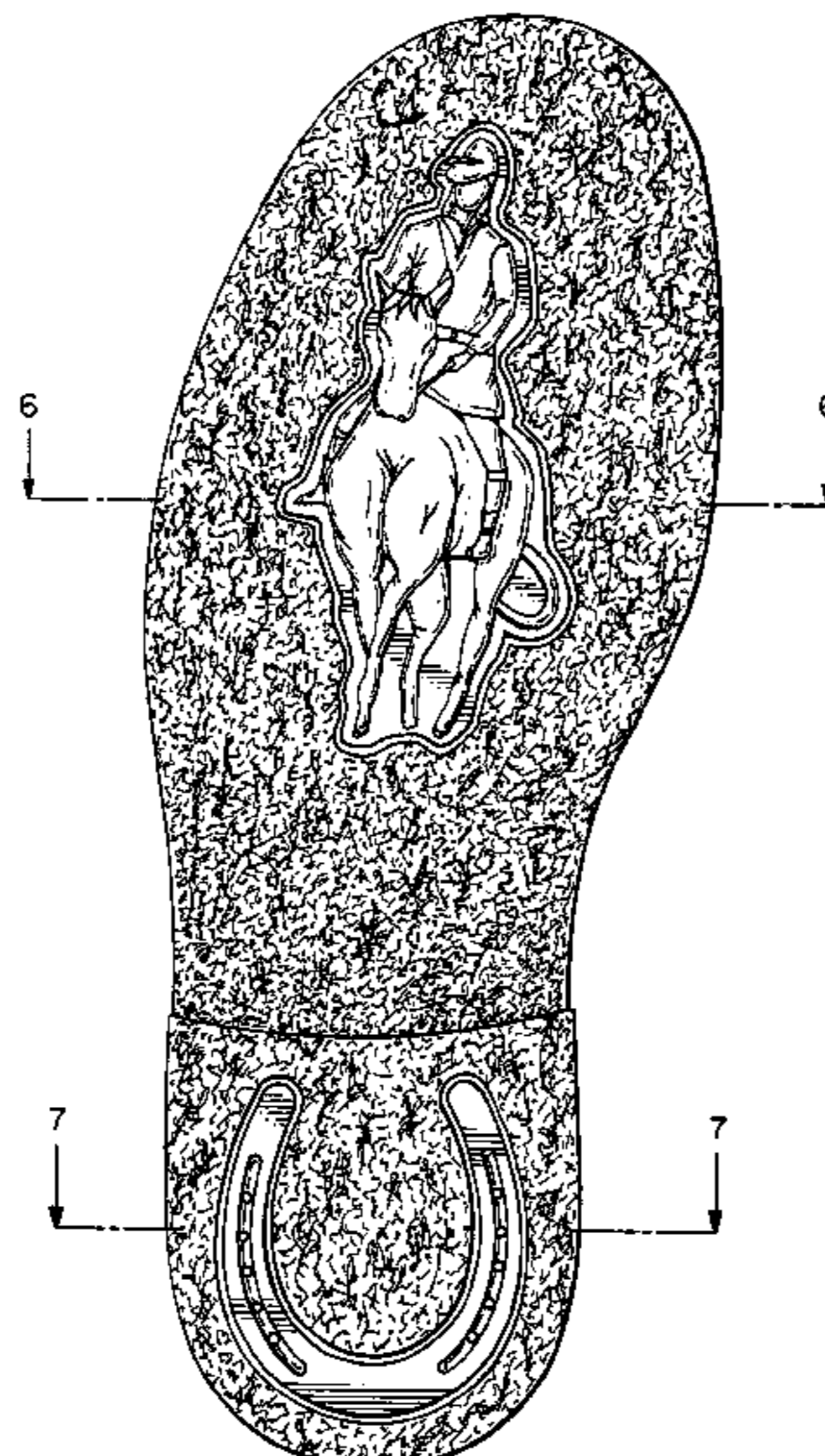
U.S. PATENT DOCUMENTS

D78,970 S	* 7/1929	Dodman, Jr.	D5/26
1,974,543 A	9/1934	Reymond	
2,046,217 A	6/1936	Strauss	
2,079,237 A	5/1937	Allard	
2,160,768 A	5/1939	Wasser	
2,344,069 A	3/1944	Wasser	
D161,119 S	* 12/1950	Ogden	D5/26
D179,653 S	* 2/1957	Passell	D21/420
D188,123 S	* 6/1960	Clarke	D21/420
3,091,871 A	6/1963	Tronche	
3,175,310 A	3/1965	MacQuaid	
3,175,311 A	3/1965	MacQuaid	
3,191,321 A	6/1965	Brutting	
3,213,551 A	10/1965	Krauss	
3,407,518 A	10/1968	MacQuaid et al.	
3,525,165 A	8/1970	Randall, Jr.	
3,561,142 A	2/1971	Streit, Sr. et al.	
D253,013 S	* 9/1979	Hiraoka	D30/148
4,231,170 A	11/1980	Griswold	36/72

DESCRIPTION

FIG. 1 is a bottom plan view of an outsole for a shoe showing my new design;
 FIG. 2 is a right side view of the outsole for a shoe shown in FIG. 1;
 FIG. 3 is a left side view of the outsole for a shoe shown in FIGS. 1-2;
 FIG. 4 is a front view of the outsole for a shoe shown in FIGS. 1-3;
 FIG. 5 is a rear view thereof;
 FIG. 6 is an enlarged cross sectional view taken on line 6-6 of FIG. 1; and,
 FIG. 7 is an enlarged cross sectional view taken on line 7-7 of FIG. 1.
 The broken lines showing a shoe upper in FIGS. 2-5, and the interior surfaces in FIGS. 6 & 7 represent the portions of the design that form no part of the claim.

1 Claim, 5 Drawing Sheets



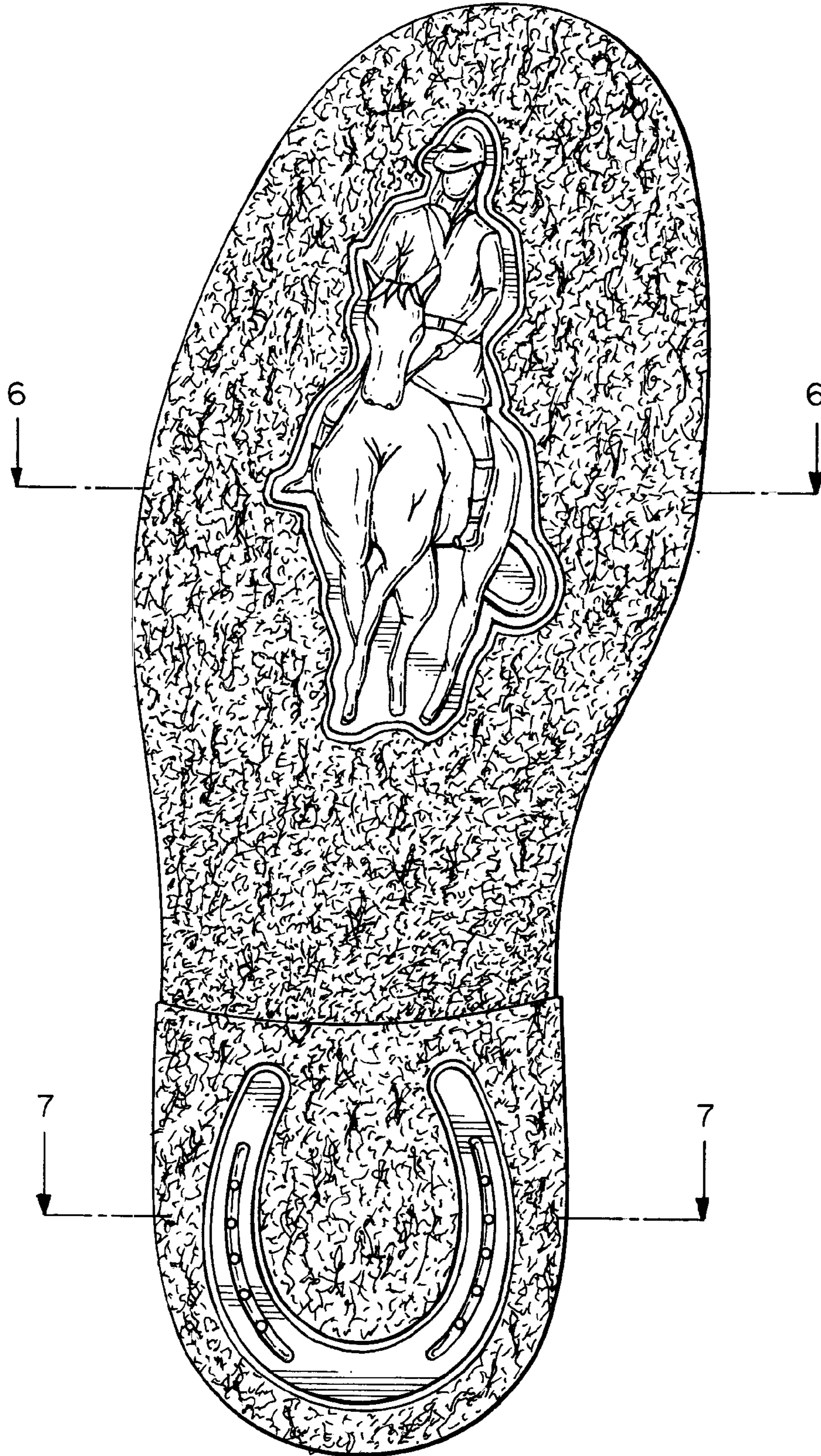


FIG. 1

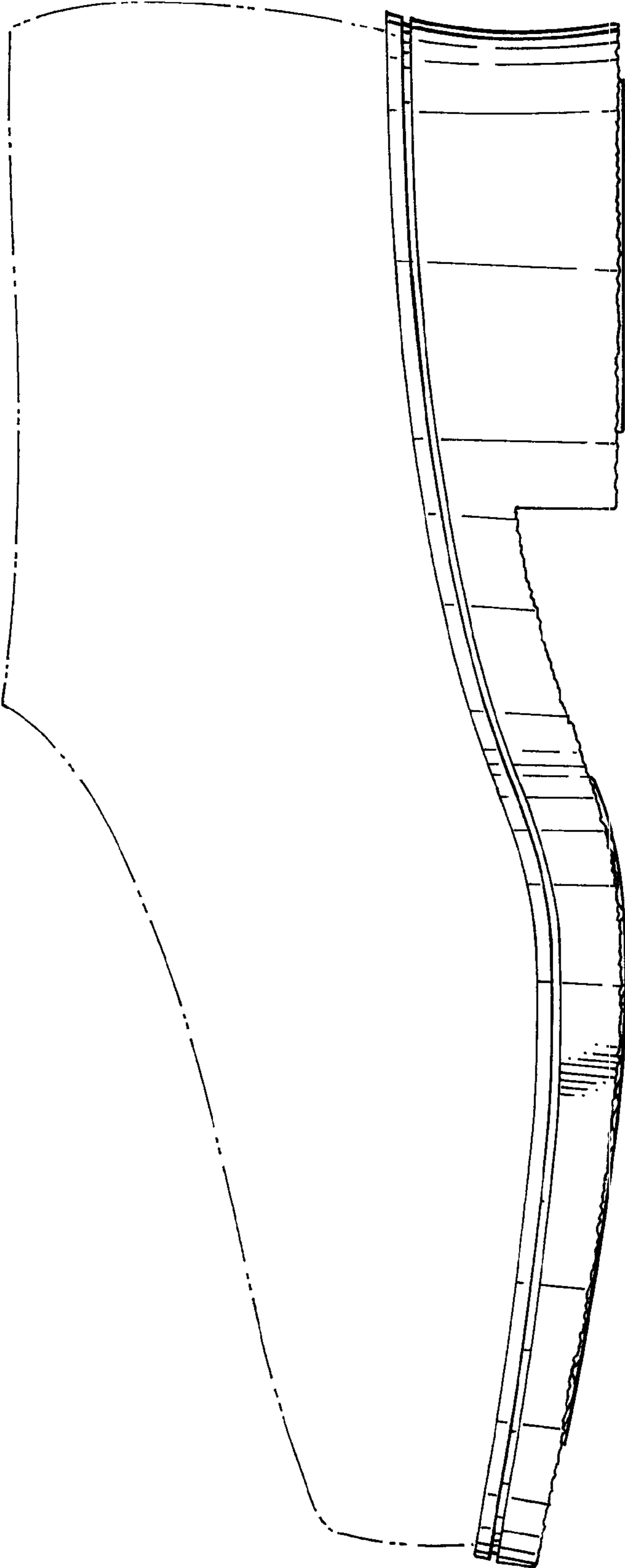


FIG. 2

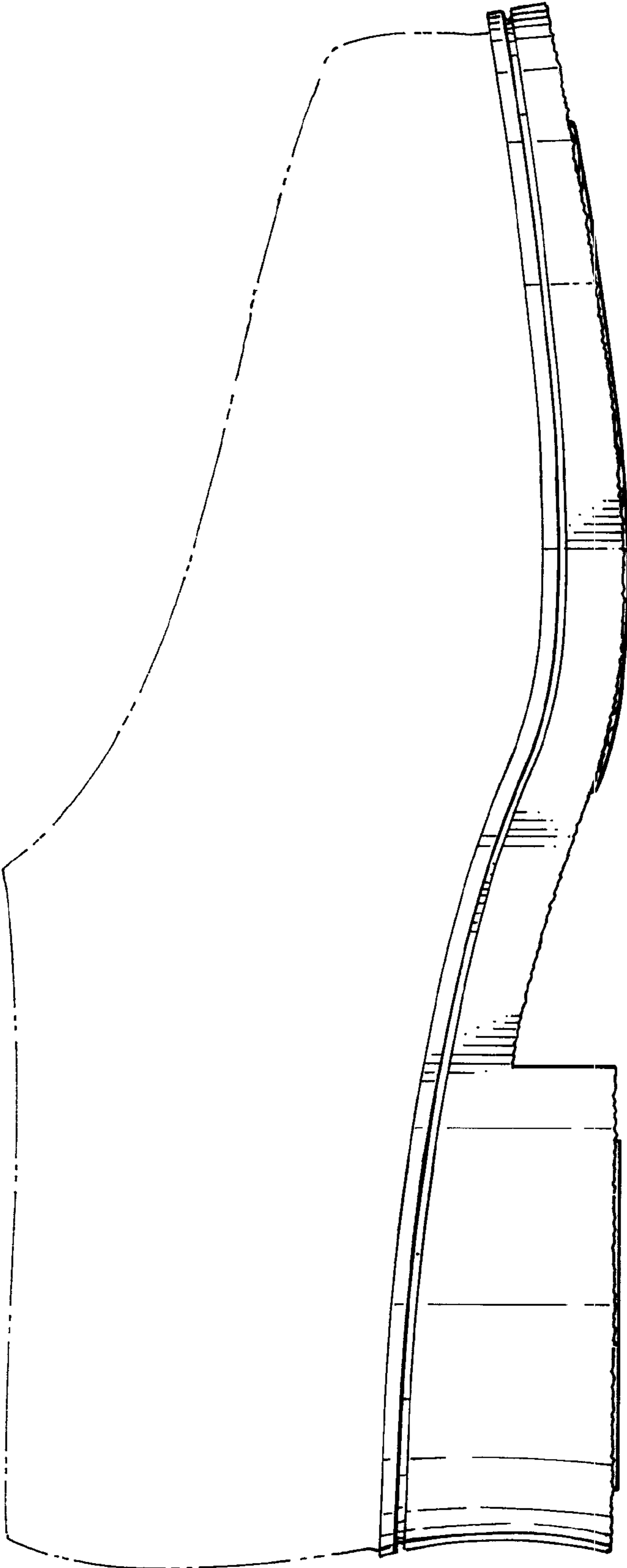


FIG. 3

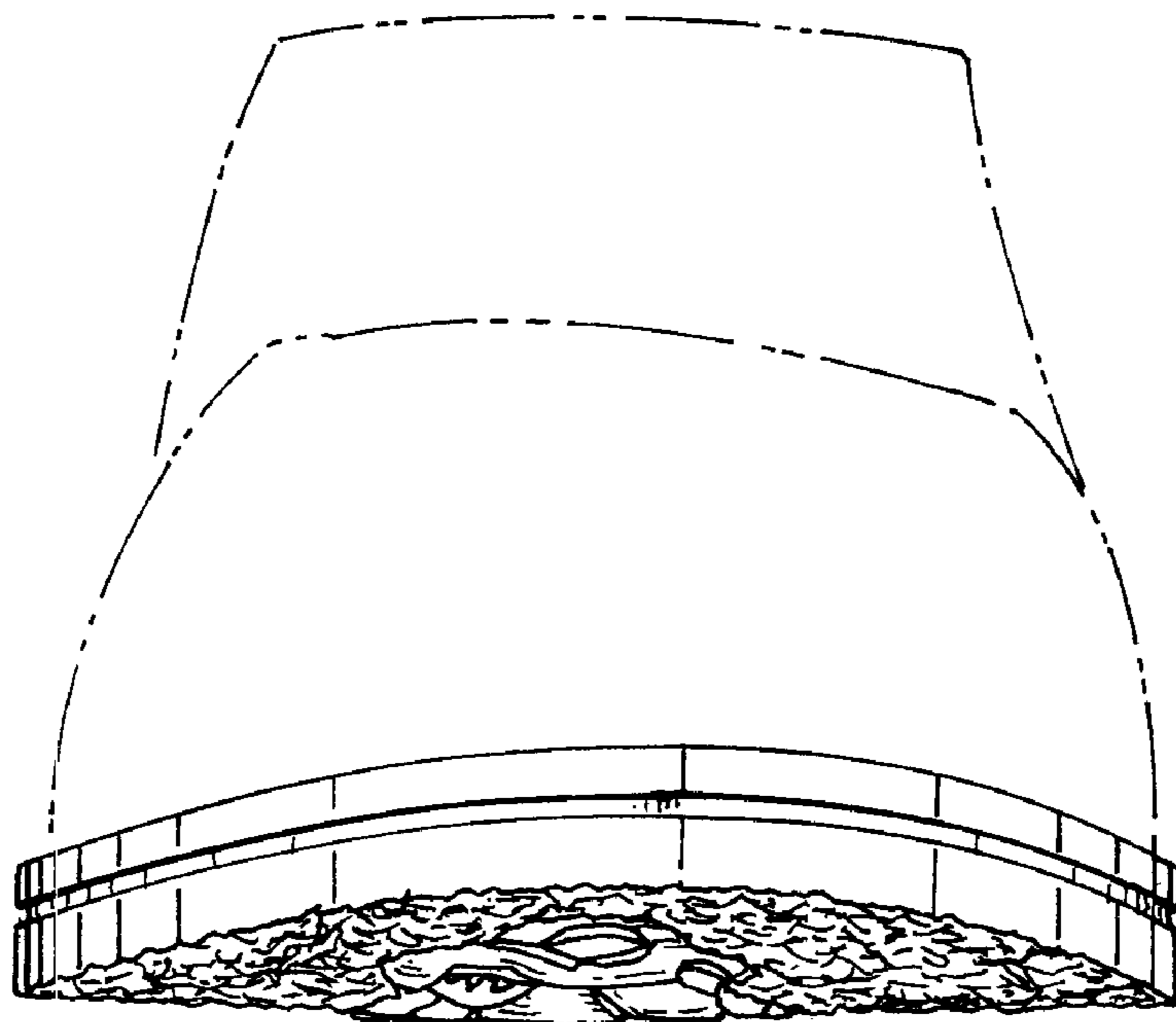


FIG. 4

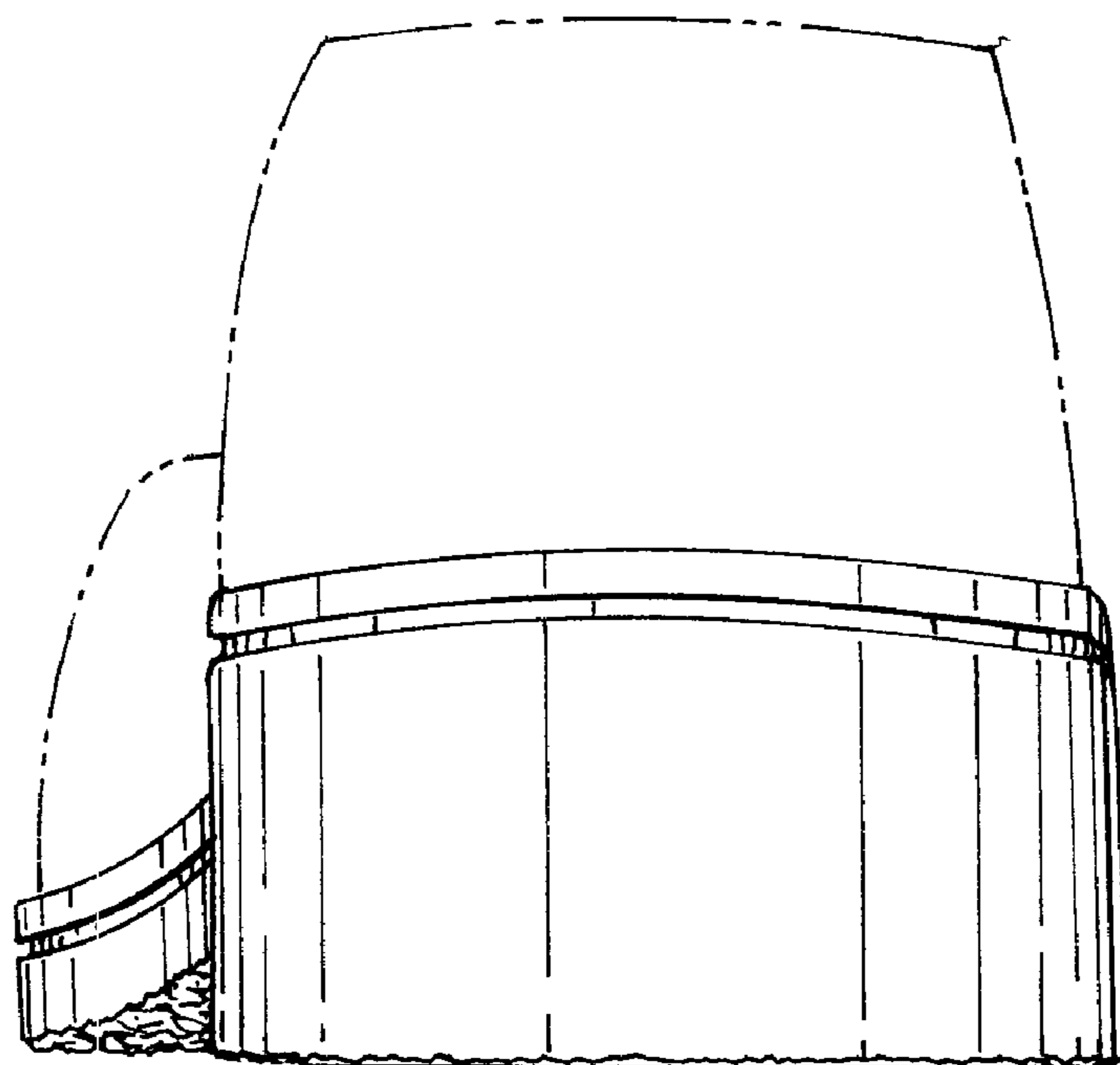


FIG. 5

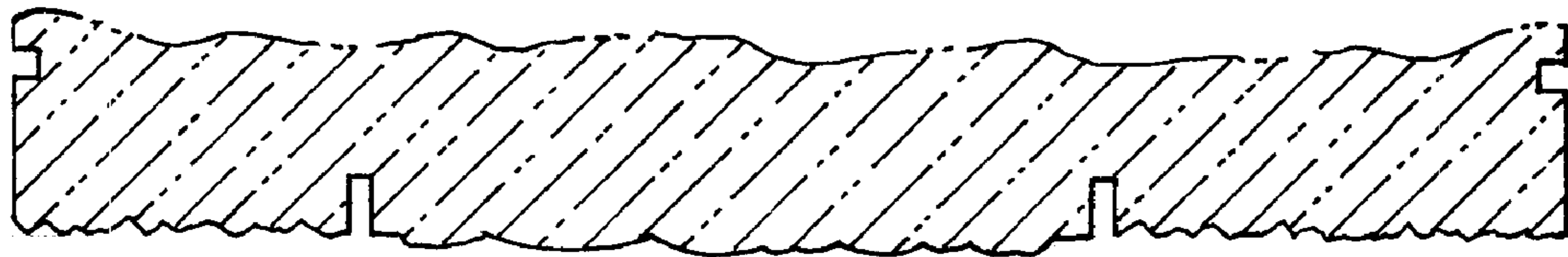


FIG. 6

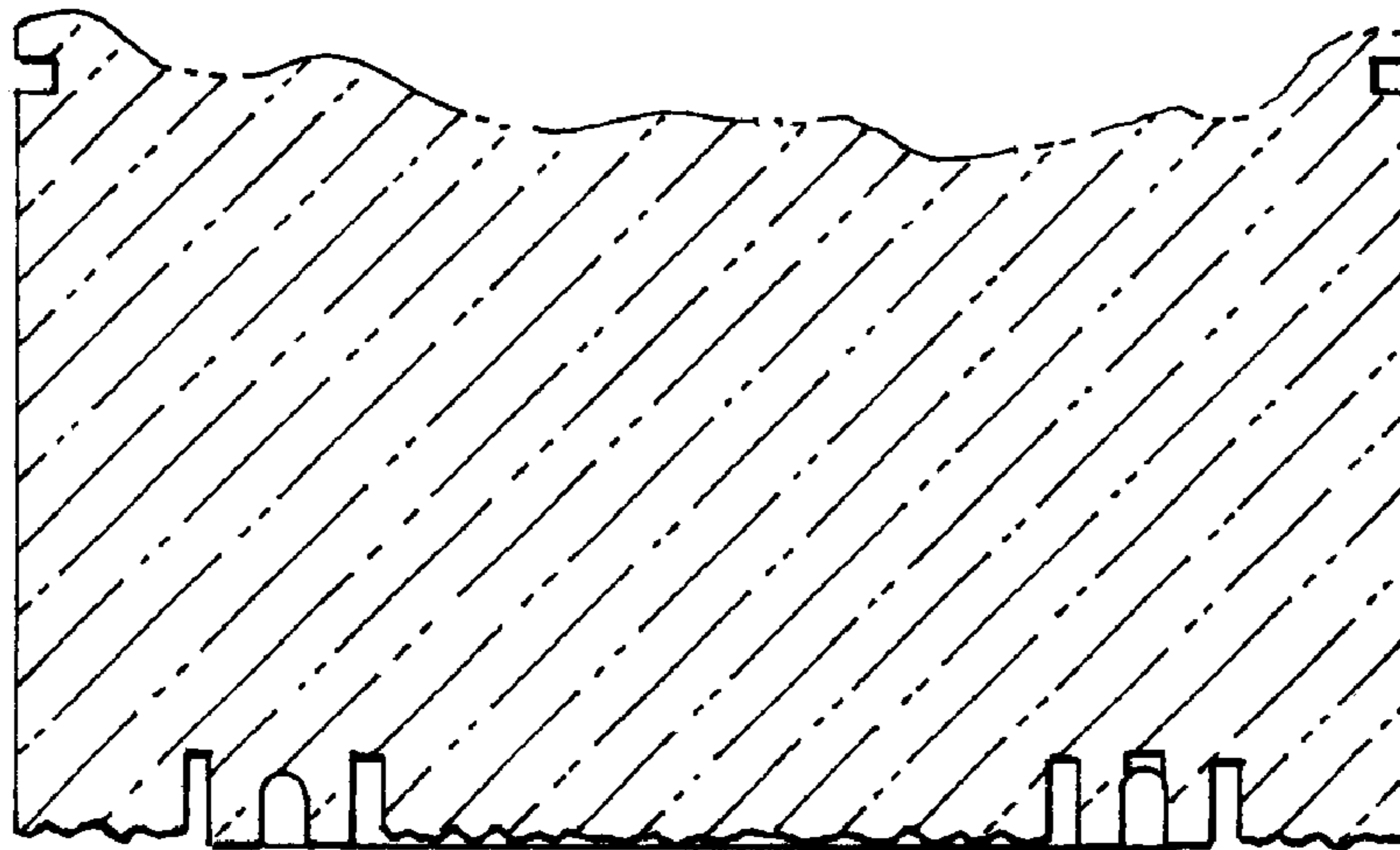


FIG. 7