

US00D532184S

(12) **United States Design Patent** (10) **Patent No.:** **US D532,184 S**
Mone et al. (45) **Date of Patent:** **** Nov. 21, 2006**

(54) **GARMENT**

6,547,636 B1 4/2003 Cato 450/88
D506,592 S * 6/2005 Mone et al. 2/714

(75) Inventors: **Michelle Georgina Mone**, Glasgow
(GB); **Michael John Mone**, Glasgow
(GB)

(73) Assignee: **MJM International Ltd.**, Glasgow
(GB)

(**) **Term:** **14 Years**

(21) **Appl. No.:** **29/198,785**

(22) **Filed:** **Feb. 4, 2004**

(30) **Foreign Application Priority Data**

Aug. 5, 2003 (EM) 000065404-0001

(51) **LOC (8) Cl.** **02-02**

(52) **U.S. Cl.** **D2/731**

(58) **Field of Classification Search** D2/712,
D2/713, 716, 731, 738, 742; 2/69, 73, 76,
2/237, 238, 400, 403-405; 450/41

See application file for complete search history.

(56) **References Cited**

U.S. PATENT DOCUMENTS

1,962,984	A	*	6/1934	Crego	2/67
D175,822	S	*	10/1955	Brumberger	D2/706
2,926,668	A	*	3/1960	Schaumer	450/41
D278,569	S	*	4/1985	Briggery Myles	D2/734
D279,420	S	*	7/1985	Johnson	D2/731
D308,900	S	*	7/1990	Gabriels	D2/731
4,983,140	A		1/1991	Gimble	450/27
5,189,736	A	*	3/1993	Price	2/69
5,904,607	A	*	5/1999	Abadi	2/73
6,173,449	B1	*	1/2001	Osterrath	2/67
D453,257	S		2/2002	Kim	D2/703
D458,006	S		6/2002	Kim	D2/704

OTHER PUBLICATIONS

Frederick's of Hollywood, 1997, p. 45, Profile Cup Briefer.
Frederick's of Hollywood, 1986, p. 37, Item #C-Cire'
Bodysuit.

BFIA Jan. 2000, p. 8, Domani Swimsuit.

Frederick's of Hollywood, Summer 2002, p. 1, Swimsuit.

BFIA Aug. 2001, p. 40, Body Wrap Lites with Underwire.

Frederick's of Hollywood, 1987, p. 59, Item #M-bodysuit.

Night N' Day Intimates, 1986, p. 19, Item #G.

BFIA Mar. 2000, p. 10, TC Fine Shapewear.

JC Penny's 2001, p. 169.

* cited by examiner

Primary Examiner—Ian Simmons

Assistant Examiner—Melanie Levy

(74) *Attorney, Agent, or Firm*—Kirkpatrick & Lockhart

Nicholson Graham LLP

(57) **CLAIM**

The ornamental design for a garment, as shown and described.

DESCRIPTION

FIG. 1 is a front view of a first embodiment of the present invention;

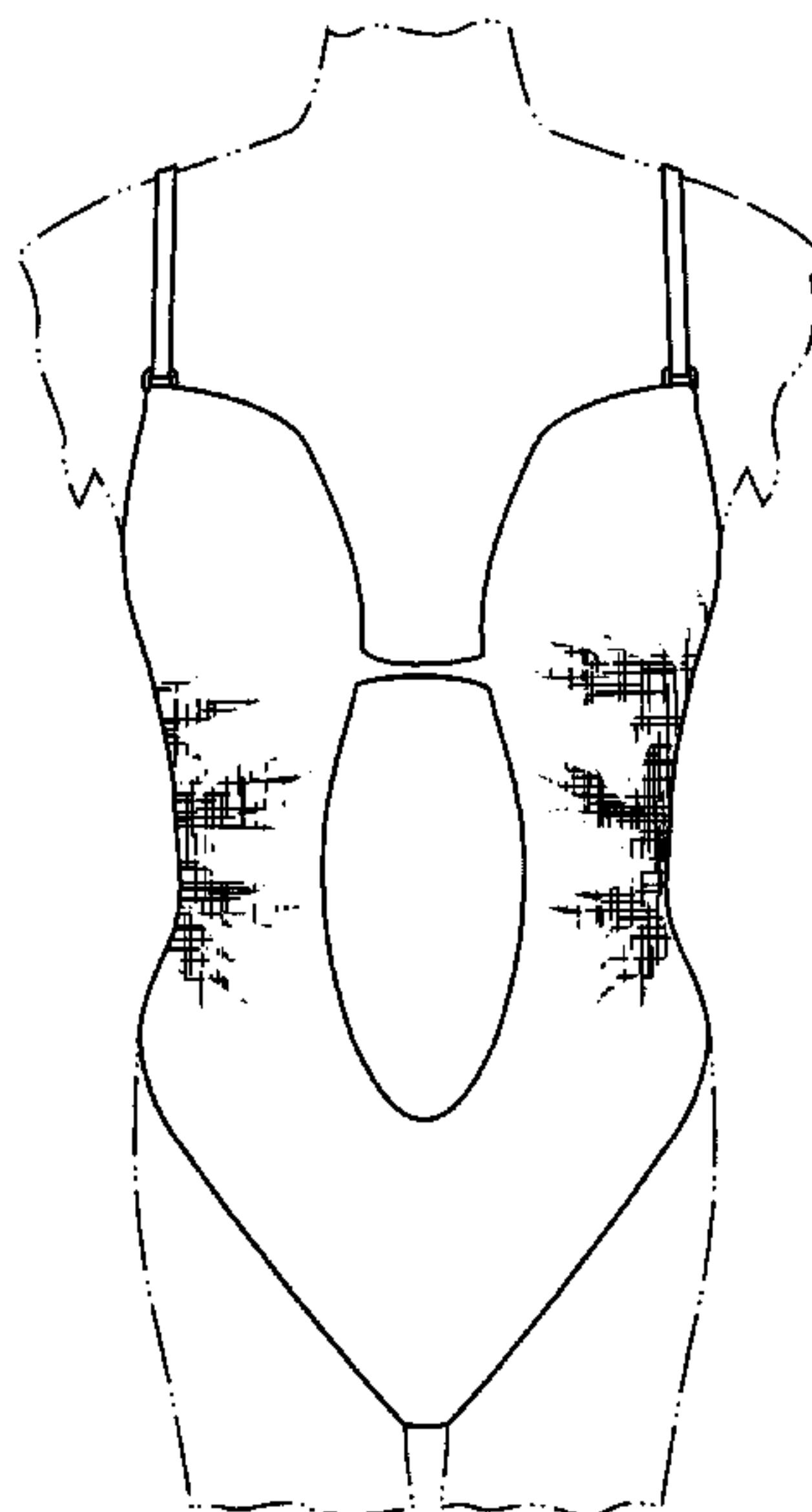
FIG. 2 is a side view of the first embodiment of the present invention;

FIG. 3 is another side view of the first embodiment of the present invention; and,

FIG. 4 is a rear view of the first embodiment of the present invention.

The broken lines are for illustrative purposes only and form no part of the claimed design.

1 Claim, 4 Drawing Sheets



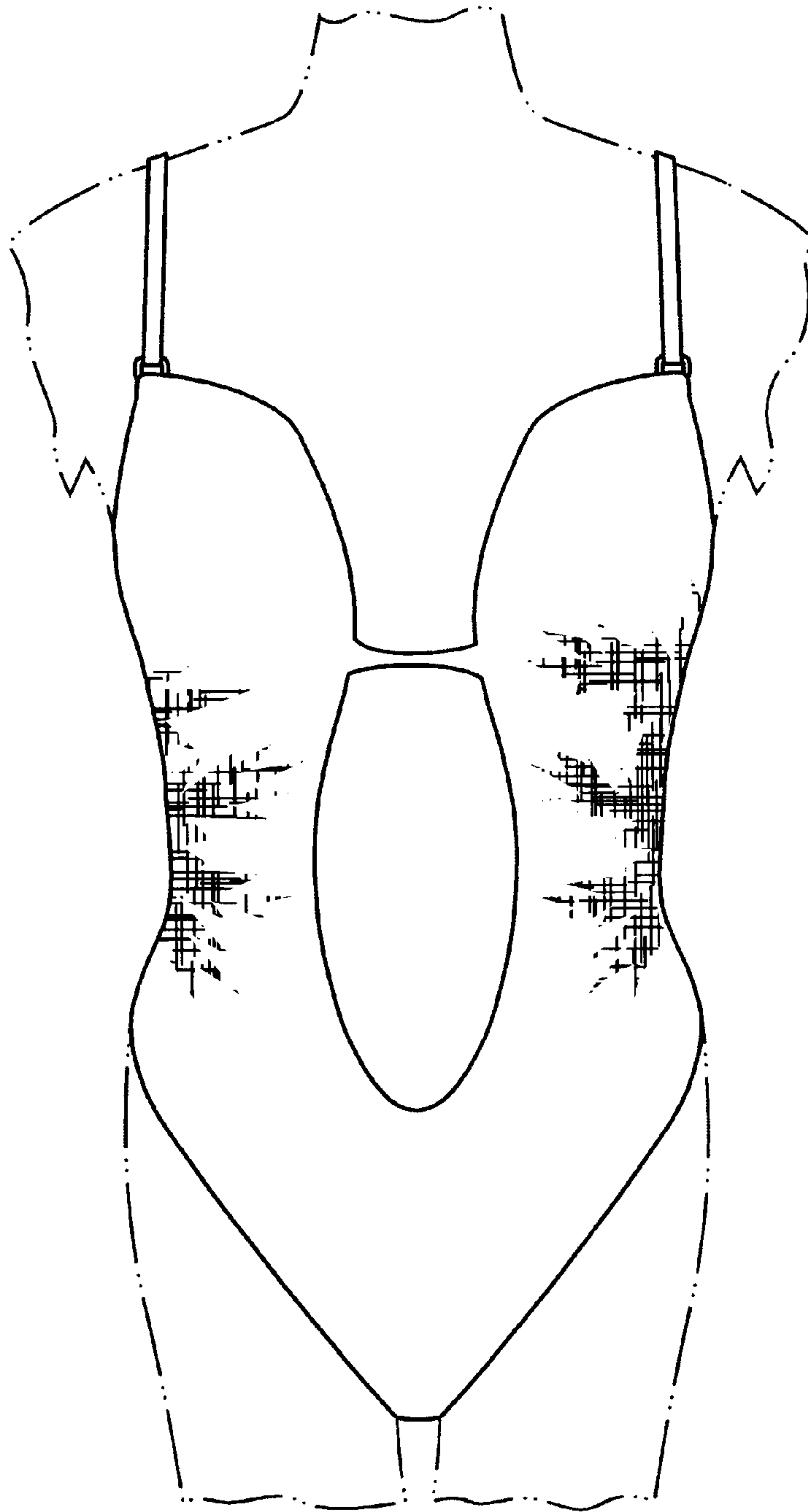


FIG. 1

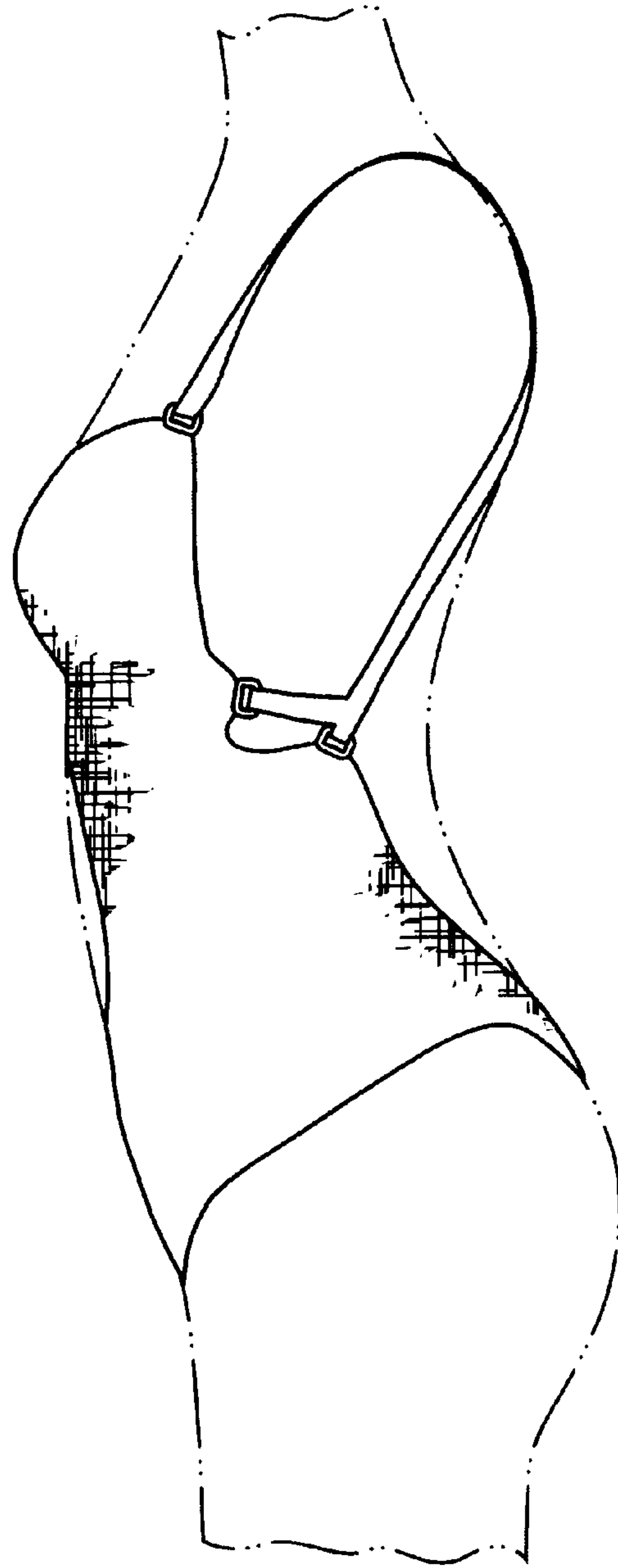


FIG. 2

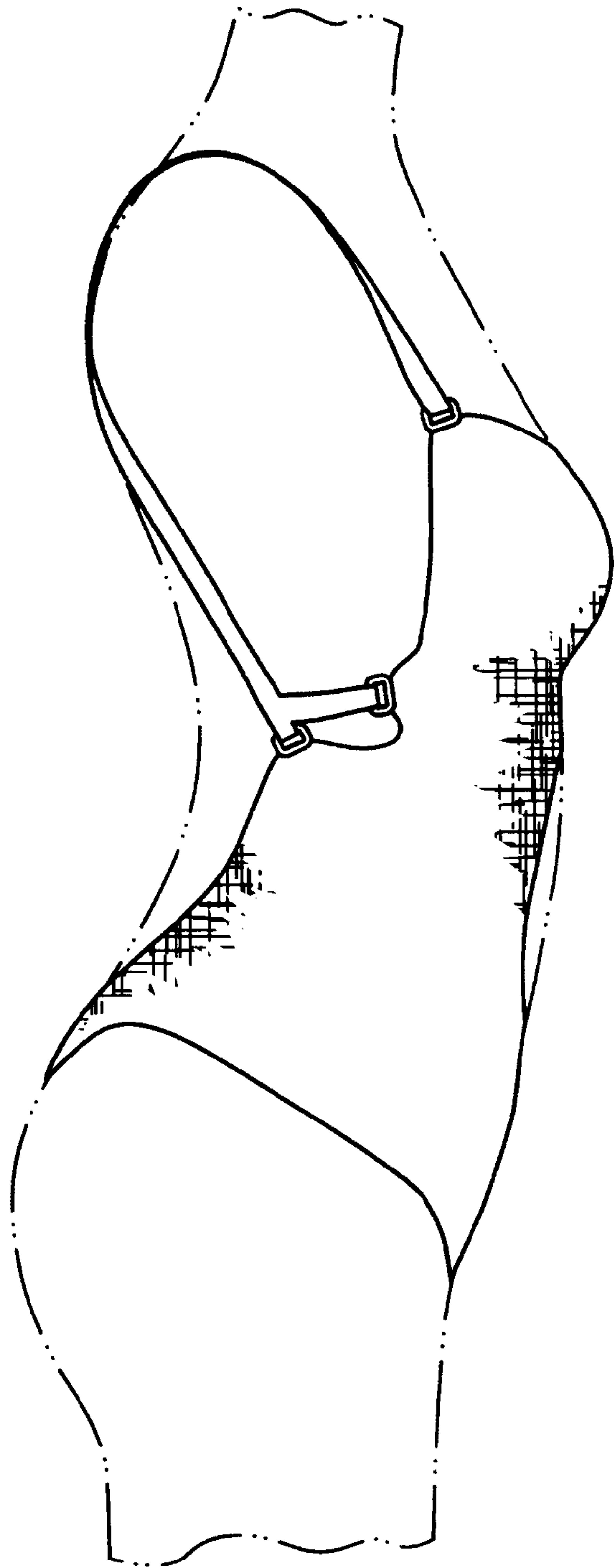


FIG. 3

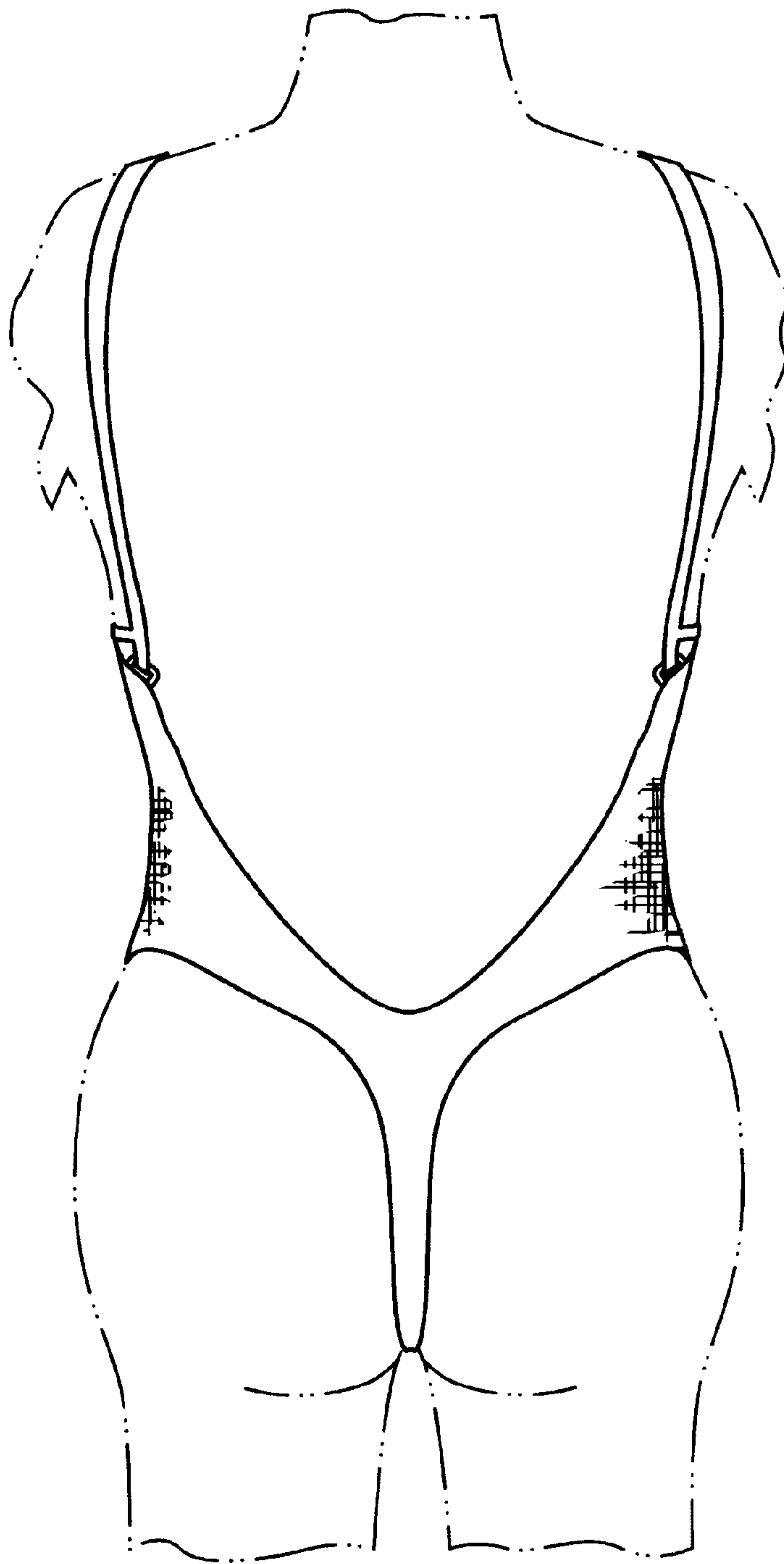


FIG. 4