



US00D532170S

(12) **United States Design Patent** (10) **Patent No.:** **US D532,170 S**  
**Davis-Wilson et al.** (45) **Date of Patent:** **\*\* Nov. 14, 2006**

(54) **UNIVERSAL JOINT**

(56) **References Cited**

(75) Inventors: **Jennifer Ellen Davis-Wilson**, Redwood City, CA (US); **Jerome Joo Ge Goh**, San Francisco, CA (US); **Leo Kopelow**, San Francisco, CA (US); **Christine Marie Kurjan**, Mountain View, CA (US); **Adrian Benton James**, Palo Alto, CA (US); **John Philip Stoddard**, Ben Lomond, CA (US); **Bryan Thomas White**, Fremont, CA (US); **Jan Hendrick Maria Verbiest**, Caracas (VE)

U.S. PATENT DOCUMENTS

D139,173 S \* 10/1944 Cambern ..... D32/50  
4,649,589 A \* 3/1987 Dibb ..... 15/1.7  
4,964,243 A \* 10/1990 Reiter ..... 451/354  
5,976,292 A \* 11/1999 Barksdale et al. .... 156/157  
6,543,082 B1 \* 4/2003 Dingert et al. .... 15/147.1

\* cited by examiner

*Primary Examiner*—Alan P. Douglas  
*Assistant Examiner*—Lavone D. Tabor  
(74) *Attorney, Agent, or Firm*—Thibault Fayette; Mark A. Charles; Kim W. Zerby

(73) Assignee: **The Procter & Gamble Company**, Cincinnati, OH (US)

(57) **CLAIM**

(\*\*) Term: **14 Years**

The ornamental design for a universal joint, as shown and described.

(21) Appl. No.: **29/235,477**

**DESCRIPTION**

(22) Filed: **Aug. 2, 2005**

**Related U.S. Application Data**

(62) Division of application No. 29/189,369, filed on Sep. 3, 2003, now Pat. No. Des. 513,102.

(51) **LOC (8) Cl.** ..... **04-01**

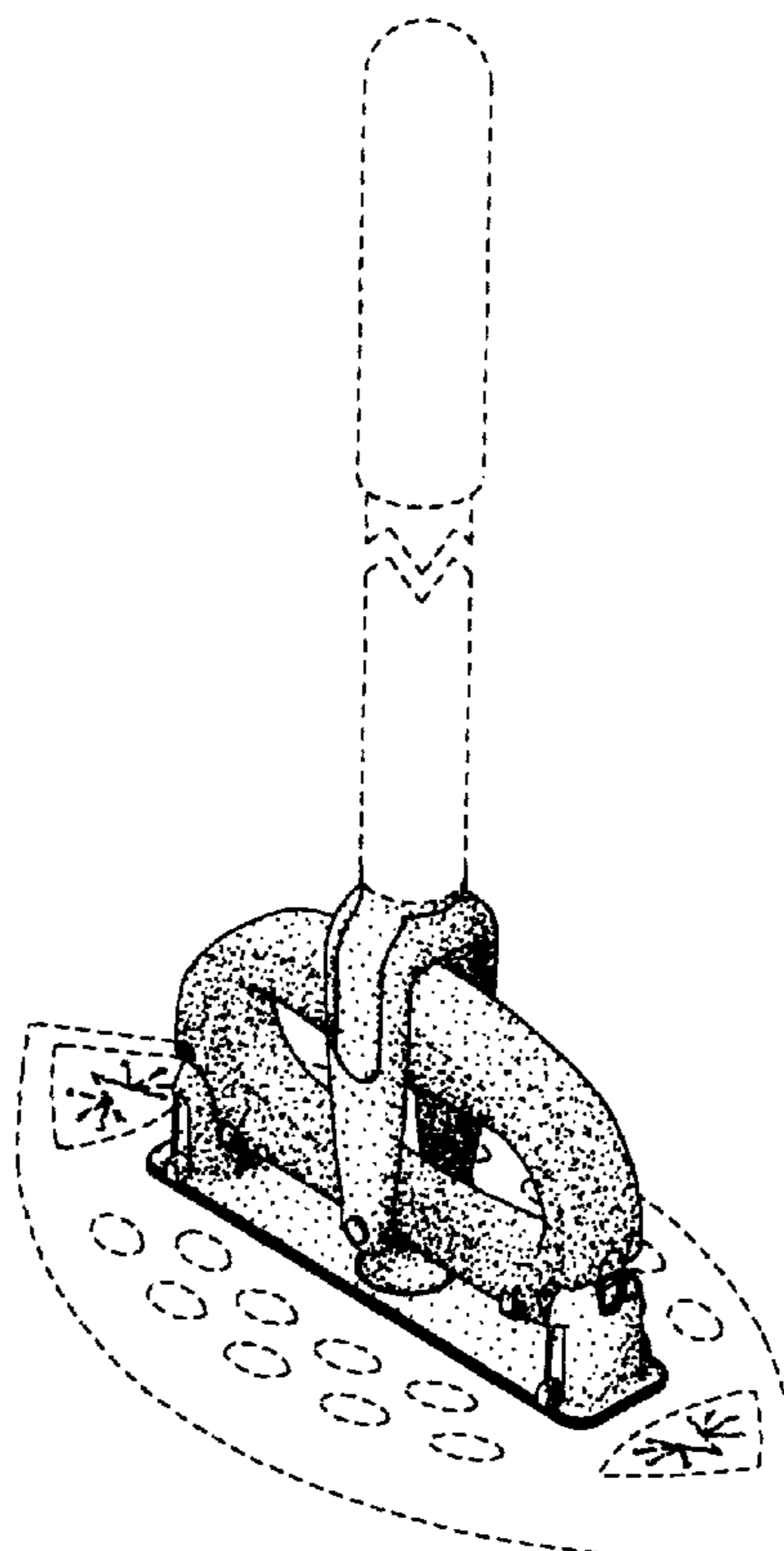
(52) **U.S. Cl.** ..... **D32/50**

(58) **Field of Classification Search** ..... D32/50–52;  
15/147.1, 147.2, 209.1, 210.1, 228, 229.6,  
15/229.7, 229.8, 231–233, 235.4, 235.7

FIG. 1 is a perspective view of the universal joint, embodying the new design;  
FIG. 2 is a top view thereof;  
FIG. 3 is a bottom view thereof;  
FIG. 4 is a front view of the universal joint of FIG. 1, the opposite back view is a mirror image thereto; and,  
FIG. 5 is a left side view of the universal joint of FIG. 1, the opposite right side view is a mirror image thereto.  
The broken lines shown in the drawings are for illustrative purposes only and form no part of the claimed design.

See application file for complete search history.

**1 Claim, 1 Drawing Sheet**



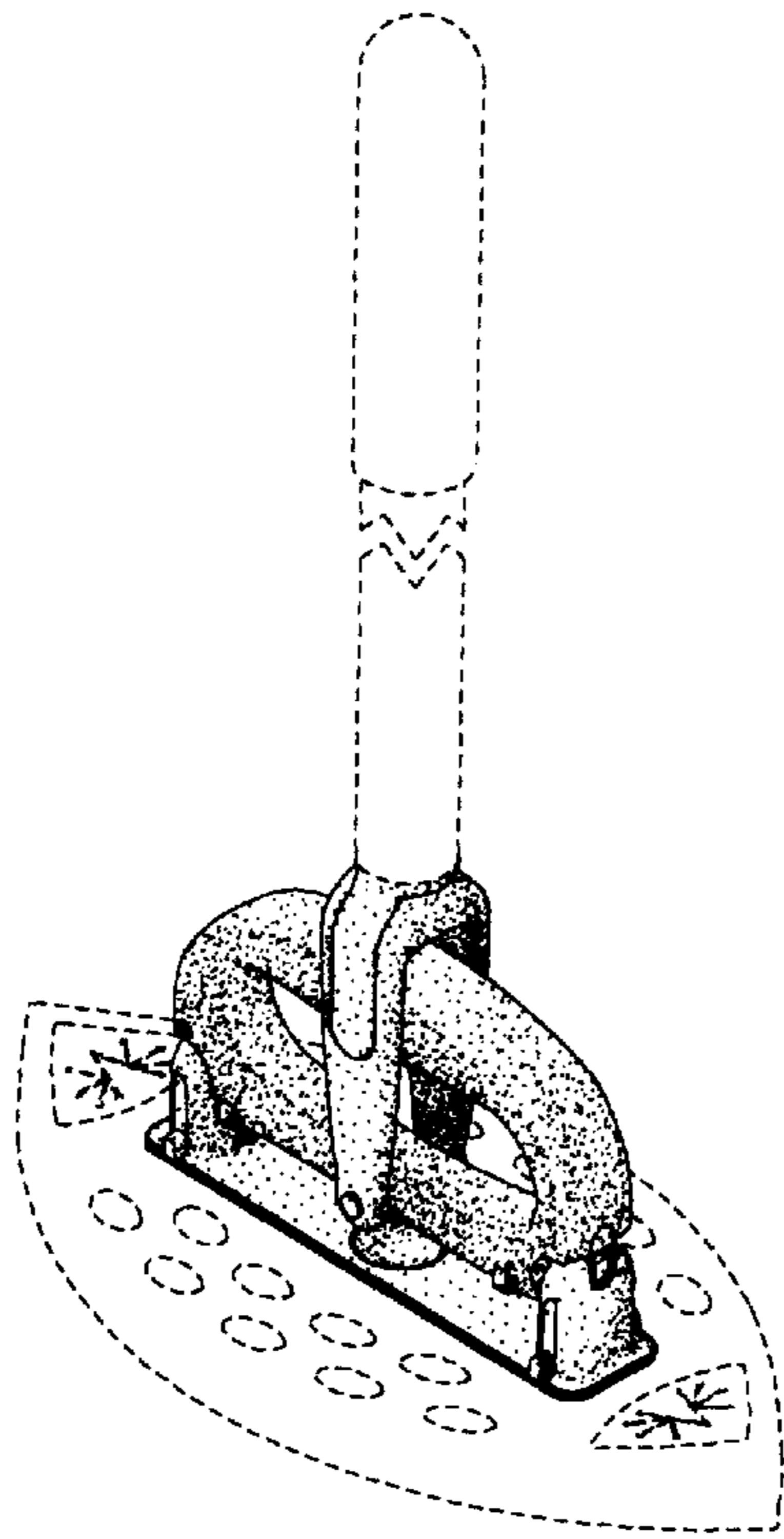


Fig. 1

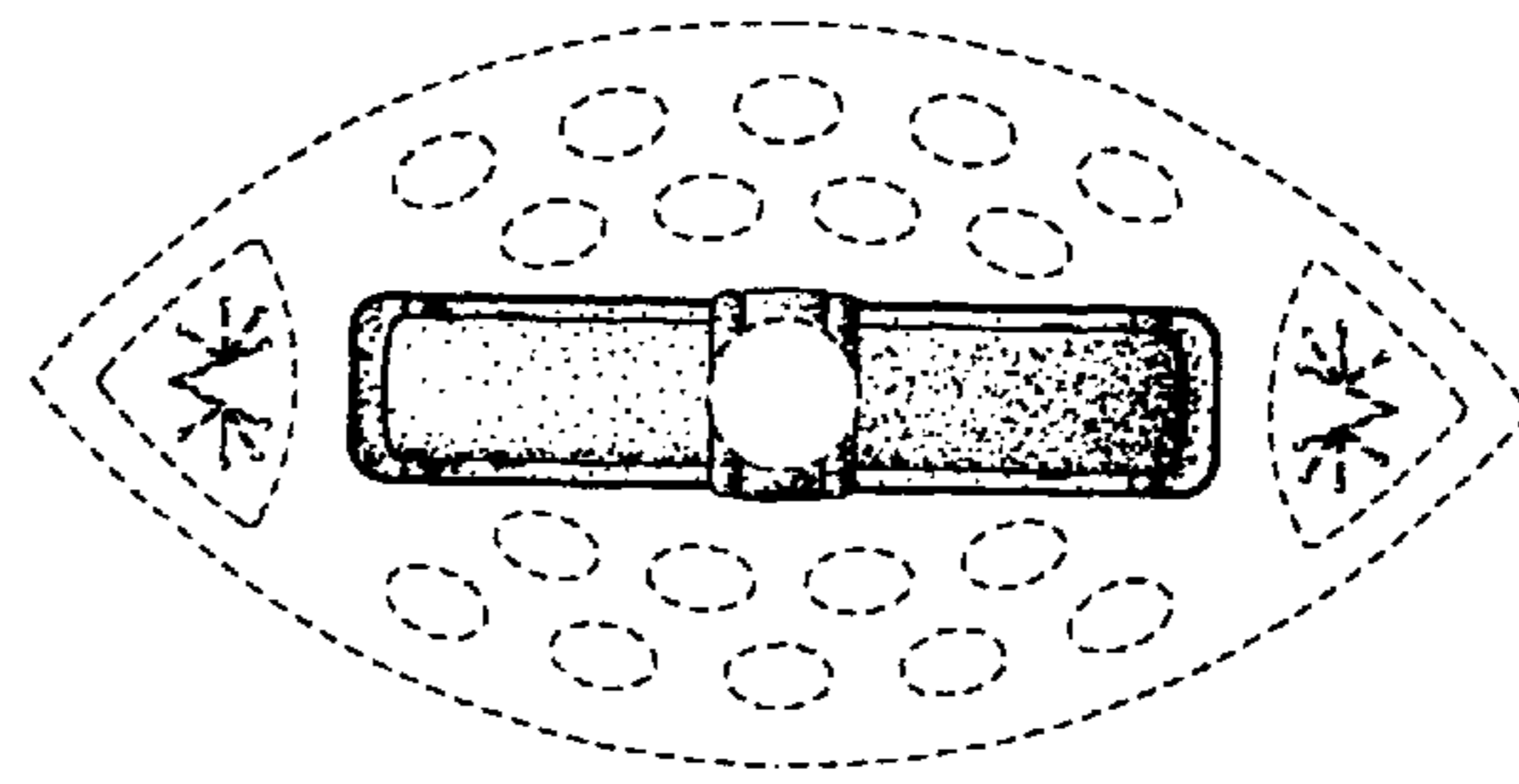


Fig. 2

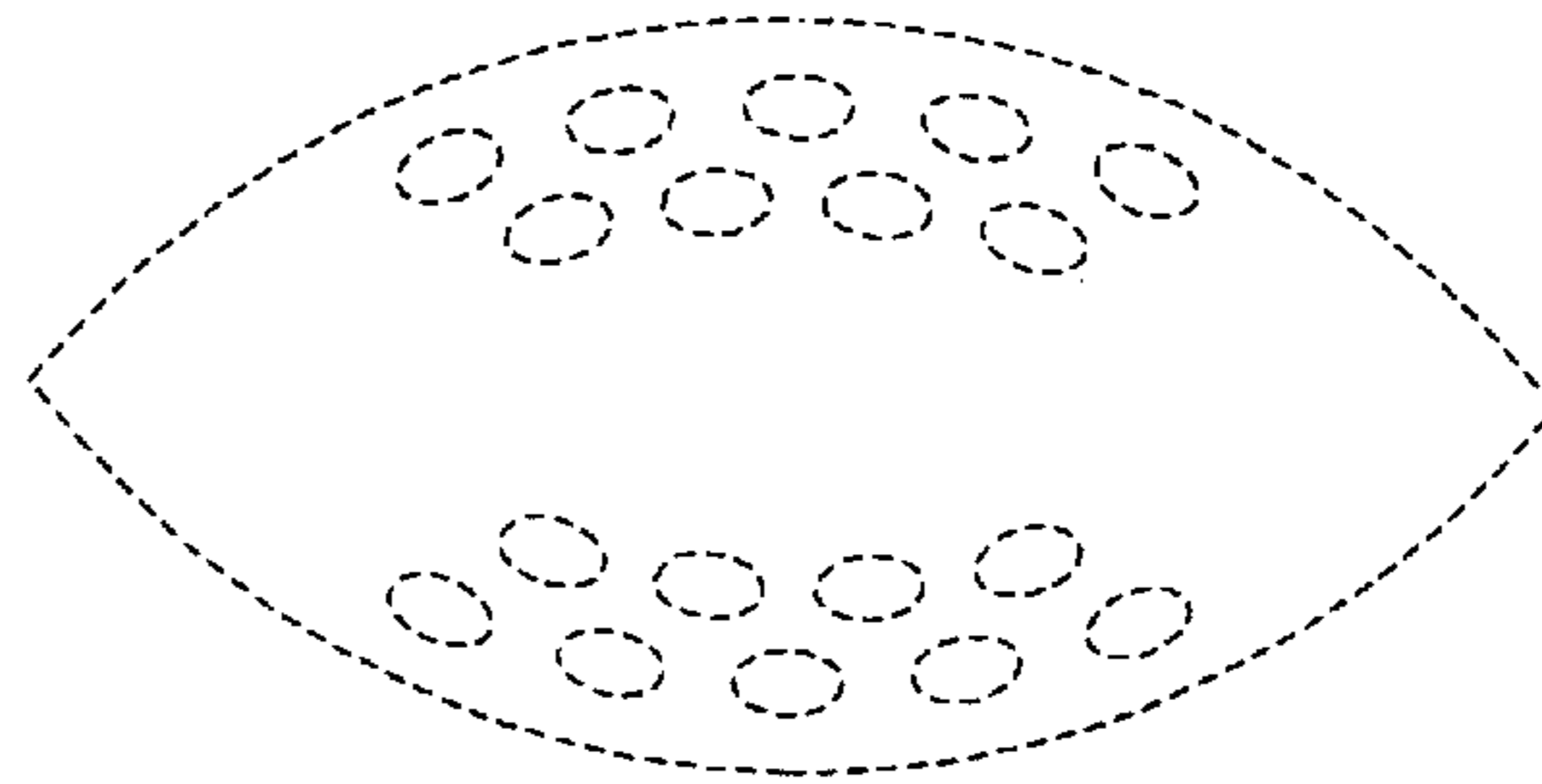


Fig. 3

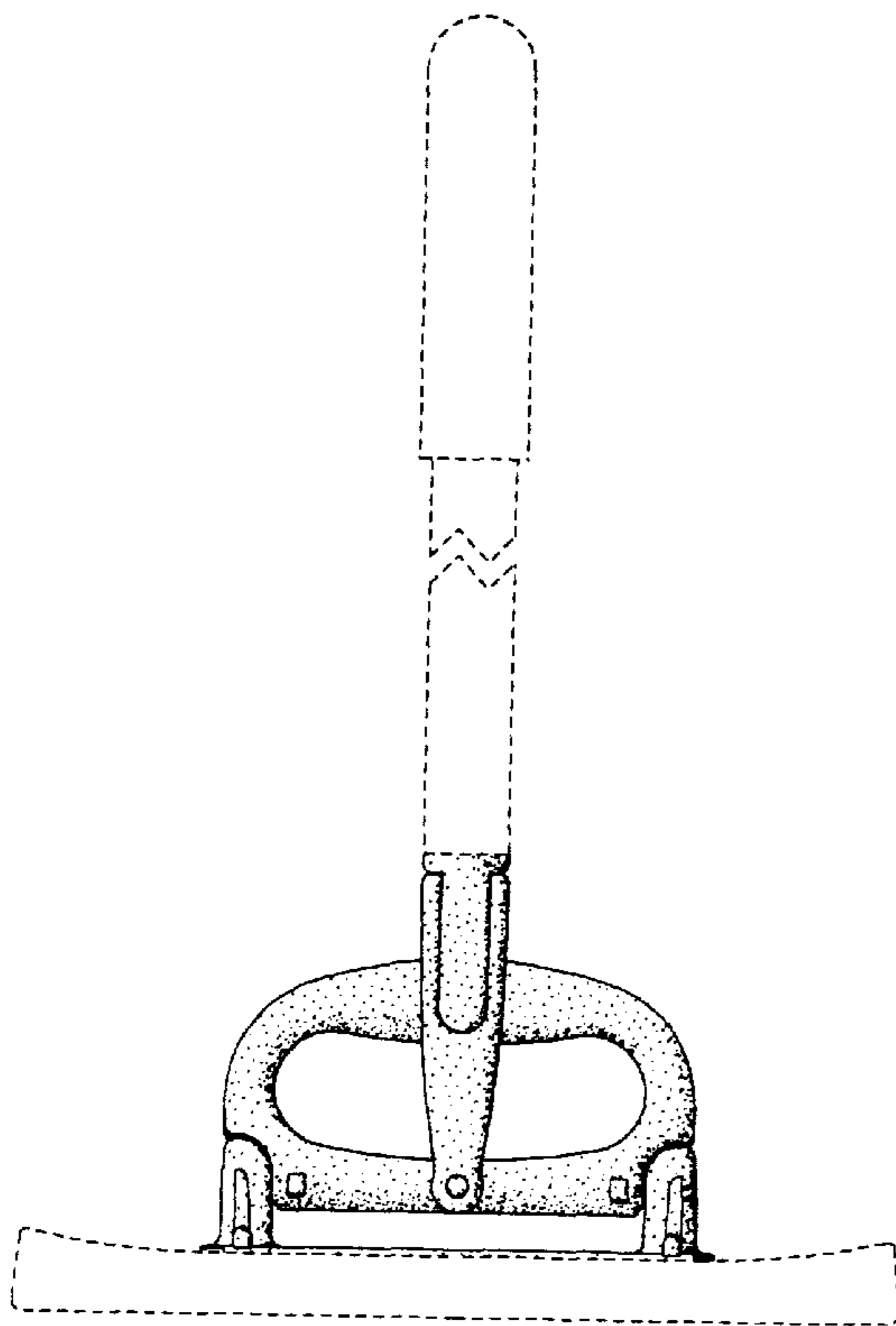


Fig. 4

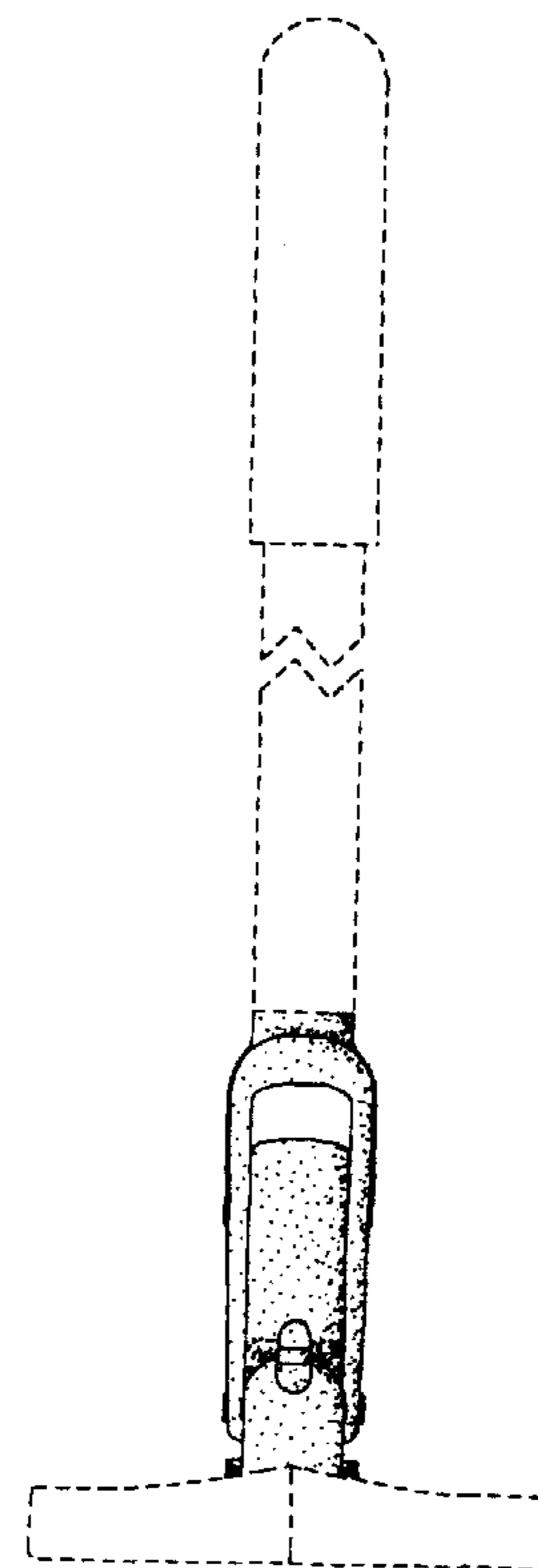


Fig. 5