



US00D532155S

(12) **United States Design Patent**
Chen

(10) **Patent No.:** **US D532,155 S**

(45) **Date of Patent:** **** Nov. 14, 2006**

(54) **PHARAOH LIGHTER**

(76) **Inventor:** **Peter Chen**, 5220 Fourth St., #6,
Irwindale, CA (US) 91706

(**) **Term:** **14 Years**

(21) **Appl. No.:** **29/243,182**

(22) **Filed:** **Nov. 22, 2005**

(51) **LOC (8) Cl.** **27-05**

(52) **U.S. Cl.** **D27/149**; D21/639

(58) **Field of Classification Search** D27/139,
D27/141-161; 431/129, 143, 153, 253-256,
431/273-277; D21/639; D9/616

See application file for complete search history.

(56) **References Cited**

U.S. PATENT DOCUMENTS

- D68,510 S * 10/1925 Christensen et al. D9/616
- D81,173 S * 5/1930 Thornton D9/625

- D256,868 S * 9/1980 Ogawa D21/639
- D496,490 S * 9/2004 Chen D27/148

* cited by examiner

Primary Examiner—Jennifer Rivard
(74) *Attorney, Agent, or Firm*—Raymond Y. Chan; David
and Raymond Patent Group

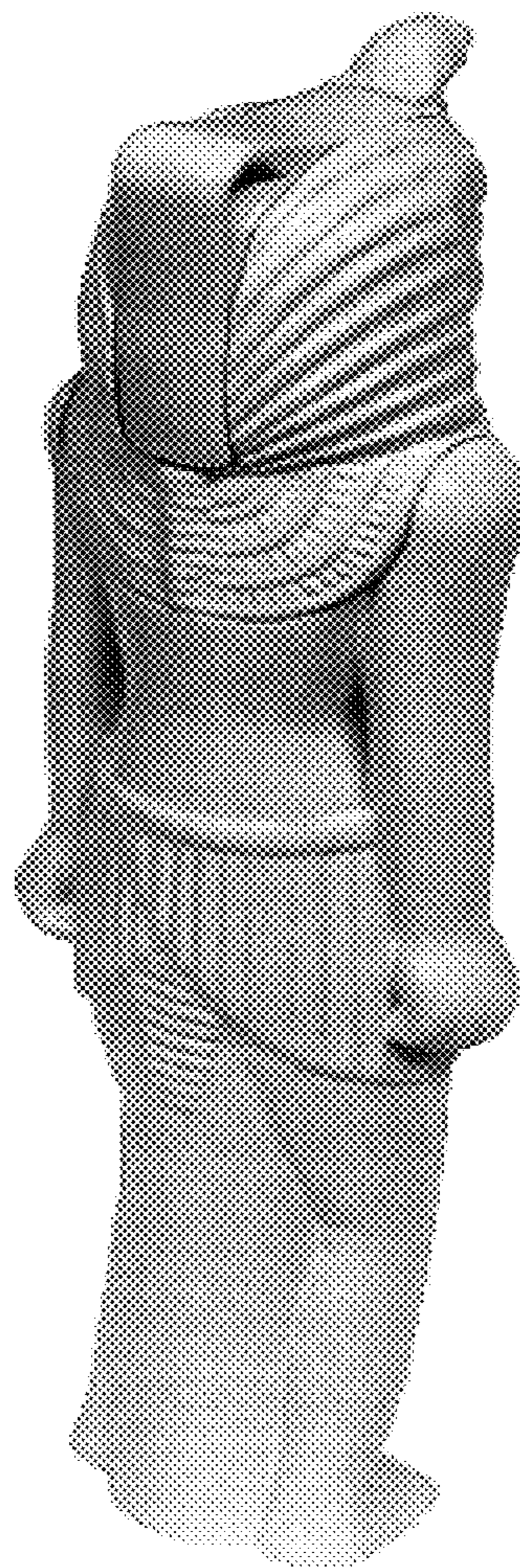

(57) **CLAIM**

The ornamental design for a pharaoh lighter, as shown.

DESCRIPTION

FIG. 1 is a perspective view showing my new design.
FIG. 2 is a front view thereof.
FIG. 3 is a rear view thereof.
FIG. 4 is a left end view thereof.
FIG. 5 is a right end view thereof.
FIG. 6 is a top view thereof.
FIG. 7 is a bottom view thereof; and,
FIG. 8 is a perspective view showing the rear thereof.

1 Claim, 2 Drawing Sheets






FIG. 1

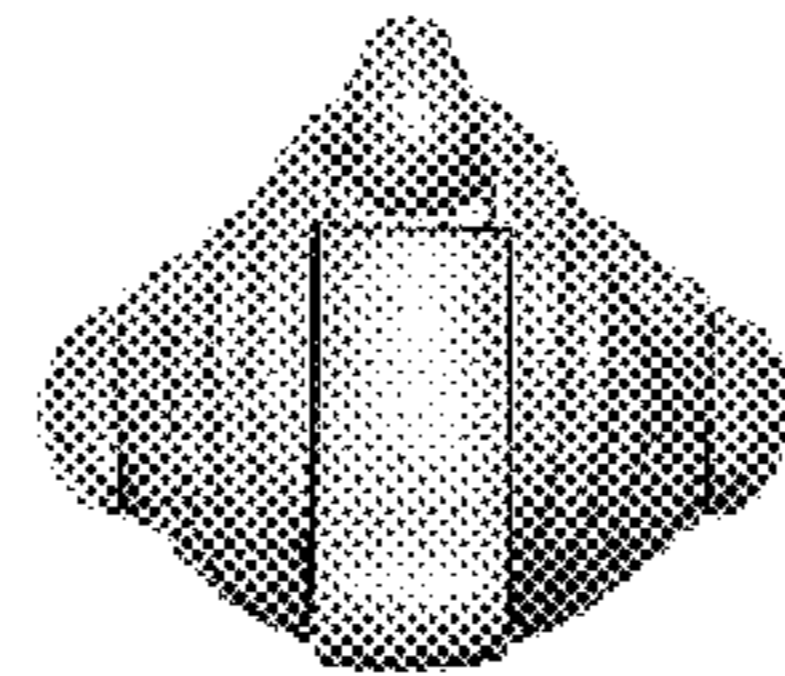


FIG. 6

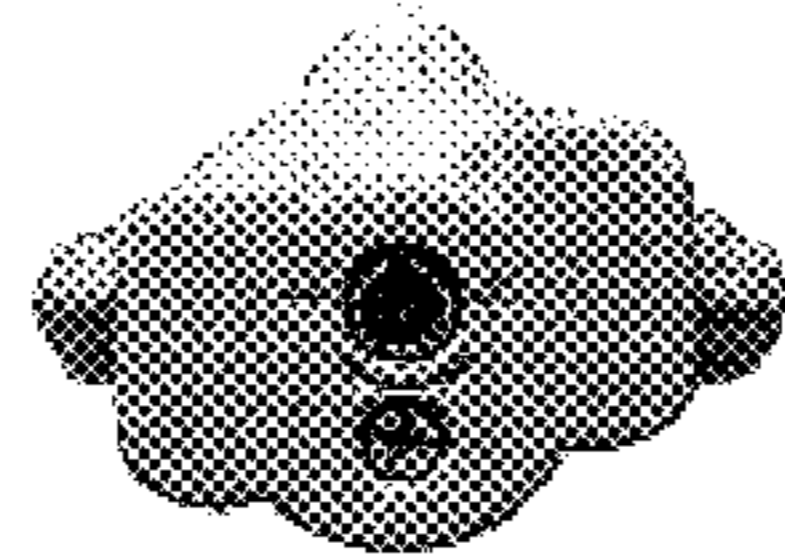


FIG. 7




FIG. 8




FIG. 2




FIG. 3




FIG. 4




FIG. 5