

US00D532154S

(12) **United States Design Patent**  
**Flores**

(10) **Patent No.:** **US D532,154 S**

(45) **Date of Patent:** **\*\* Nov. 14, 2006**

(54) **LIGHT FIXTURE ARM**

(75) Inventor: **Miguel Flores**, Riverside, CA (US)

(73) Assignee: **Minka Lighting, Inc.**, Corona, CA (US)

(\*\*) Term: **14 Years**

(21) Appl. No.: **29/251,128**

(22) Filed: **Jan. 4, 2006**

(51) **LOC (8) Cl.** ..... **26-99**

(52) **U.S. Cl.** ..... **D26/155; D26/152**

(58) **Field of Classification Search** ..... D26/20,  
D26/23, 81, 84, 138, 142-145, 152-156,  
D26/93, 110, 148; 362/147, 404-406, 432,  
362/806, 410, 412

See application file for complete search history.

(56) **References Cited**

**U.S. PATENT DOCUMENTS**

D70,435 S	*	6/1926	Tessa	.....	D26/153
D73,857 S	*	11/1927	McFadden	.....	D26/152
D84,266 S	*	5/1931	Villaret	.....	D26/155
D168,413 S	*	12/1952	Lewis et al.	.....	D26/152
D511,857 S	*	11/2005	De'Armond	.....	D26/152

**OTHER PUBLICATIONS**

- U.S. Appl. No. 29/251,118, Miguel Flores.
- U.S. Appl. No. 29/251,099, Miguel Flores.
- U.S. Appl. No. 29/251,119, Miguel Flores.

Minka-Lavery 2005 catalog; Jan. 2005; pp. 31-32, 34; Minka Lighting, Inc.; U.S.A.

Fine Art Lamps Internet Catalog; Villa 1919 Flush Mount; Model #182145; printed from www.lightinguniverse.com on Feb. 11, 2006.

Quoizel Lighting Internet Catalog; Yardley Flushmount; Model #YL182BL; printed from www.lightinguniverse.com on Feb. 11, 2006.

Hudson Valley Lighting Internet Catalog; Ashland Collection Flush Mount; Model #6513-SN; printed from www.lightinguniverse.com on Feb. 11, 2006.

\* cited by examiner

*Primary Examiner*—Clare E Heflin

(74) *Attorney, Agent, or Firm*—Baker & McKenzie LLP

(57) **CLAIM**

The ornamental design for a light fixture arm, as shown and described.

**DESCRIPTION**


FIG. 1 is a perspective view from below of a light fixture arm in accordance with my design;

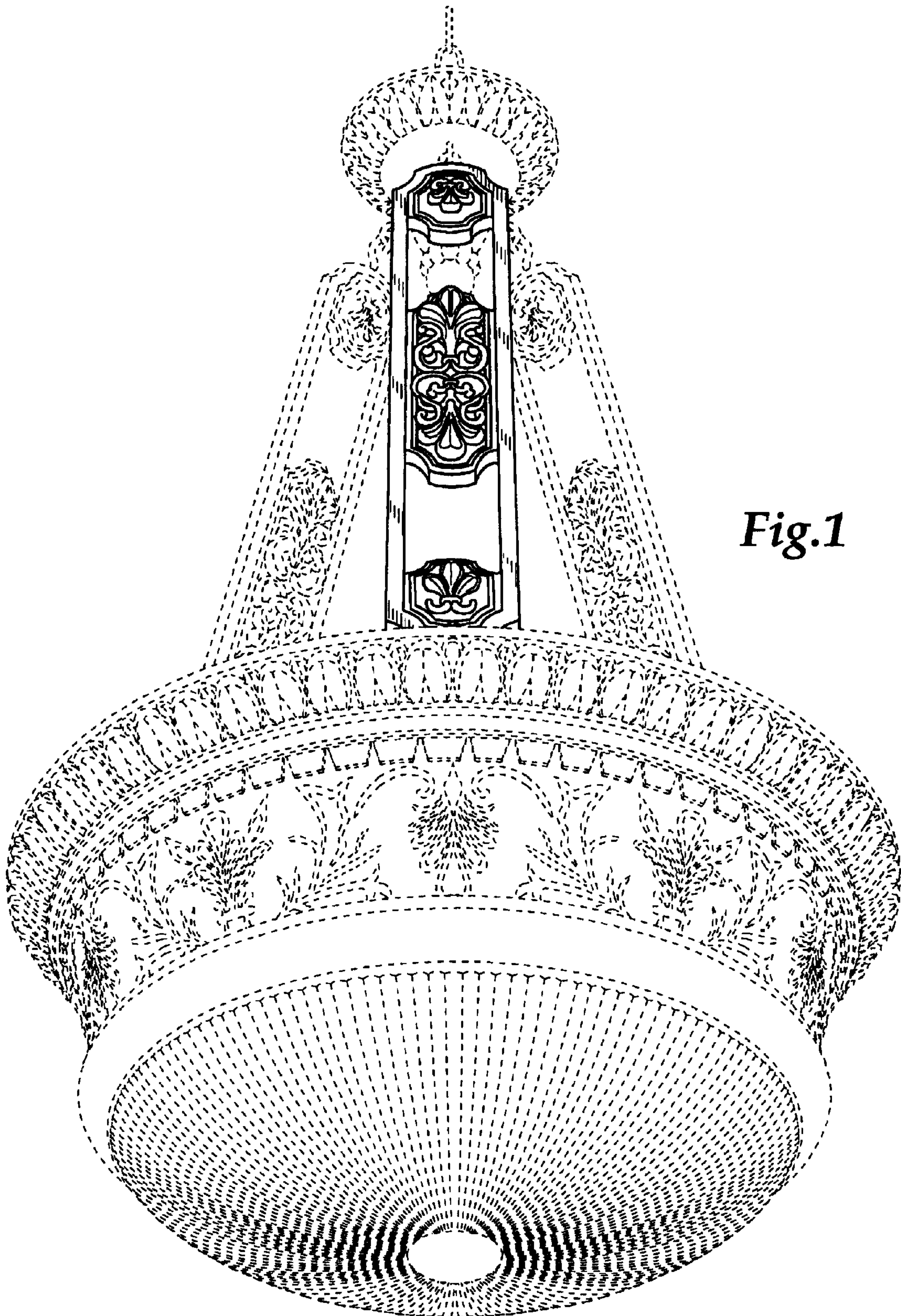
FIG. 2 is a side elevation view of the light fixture arm in accordance with my design; and,

FIG. 3 is an enlarged side elevation view of the light fixture arm in accordance with my design, the opposite side being a mirror image.

The broken lines showing environmental structure are for illustrative purposes only and form no part of the claimed invention.

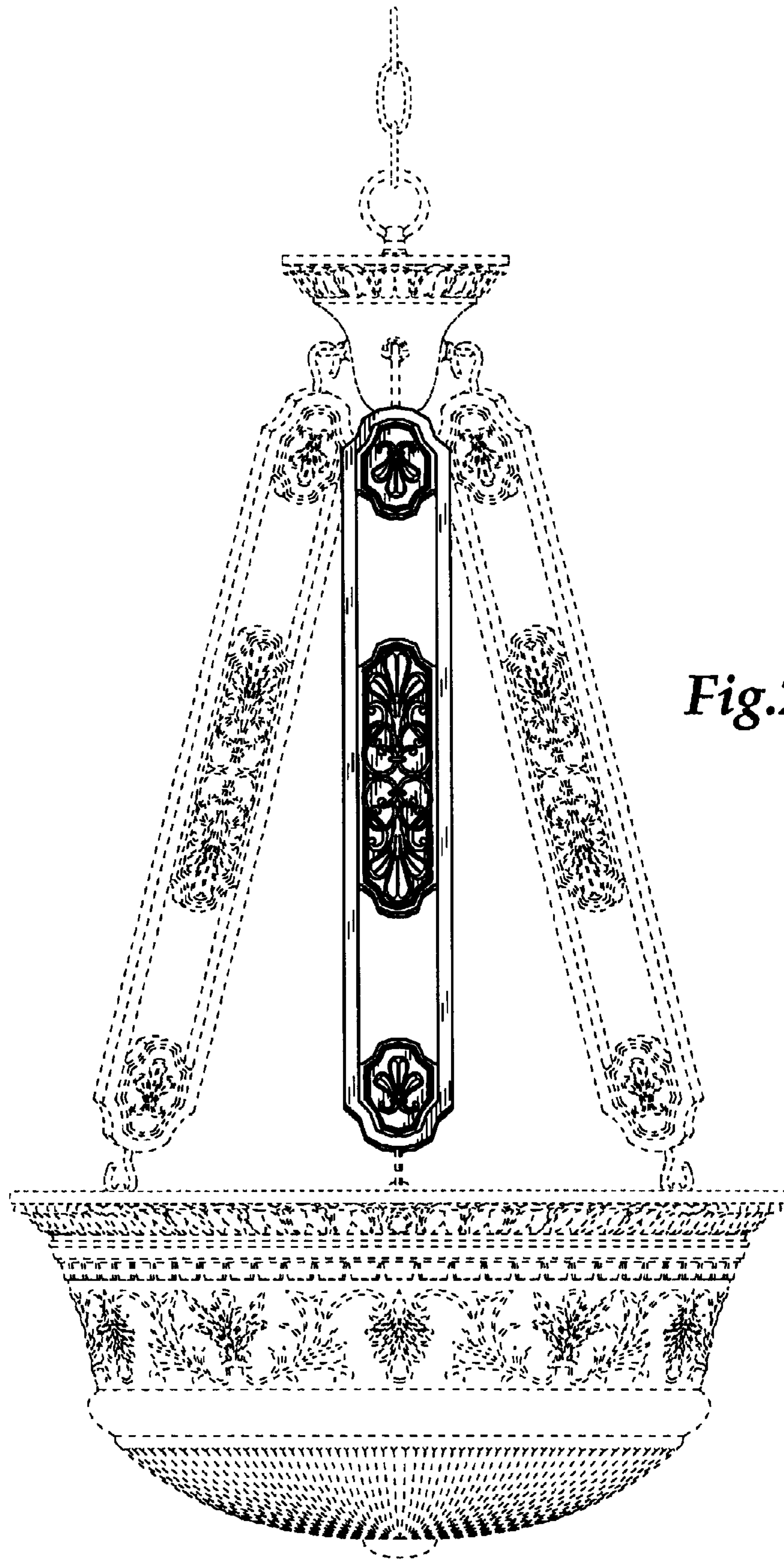
**1 Claim, 3 Drawing Sheets**






*Fig.1*





*Fig. 2*



*Fig.3*