



US00D532143S

(12) **United States Design Patent**  
**Woertler**

(10) **Patent No.:** **US D532,143 S**

(45) **Date of Patent:** **\*\* Nov. 14, 2006**

(54) **LED STRIP WITH HOUSING**

(75) **Inventor:** **Frank Woertler, Enger (DE)**

(73) **Assignee:** **Hera GmbH & Co. KG, Enger (DE)**

(\*\*) **Term:** **14 Years**

(21) **Appl. No.:** **29/230,026**

(22) **Filed:** **May 16, 2005**

(51) **LOC (8) Cl.** ..... **26-03**

(52) **U.S. Cl.** ..... **D26/80; D26/86**

(58) **Field of Classification Search** ..... D26/24,  
D26/72, 75-78, 80, 81, 85, 87, 35; 362/236,  
362/237, 238, 240, 249, 250, 147, 432, 127,  
362/125, 133, 800, 555, 612; D10/109, 111,  
D10/114

See application file for complete search history.

(56) **References Cited**

**U.S. PATENT DOCUMENTS**

D166,034 S \* 2/1952 Gray ..... D26/85  
D203,865 S \* 2/1966 Cooper ..... D26/63

D333,008 S \* 2/1993 Frost et al. .... D26/63  
D359,374 S \* 6/1995 Weinstock ..... D26/80  
D499,976 S \* 12/2004 Neufeglise et al. .... D10/114  
6,969,189 B1 \* 11/2005 Lee et al. .... 362/631  
2005/0117319 A1 \* 6/2005 Kuo ..... 362/31  
2005/0180162 A1 \* 8/2005 Fan ..... 362/555

\* cited by examiner

*Primary Examiner*—Clare E Heflin

(74) *Attorney, Agent, or Firm*—Smith, Gambrell & Russell,  
LLP

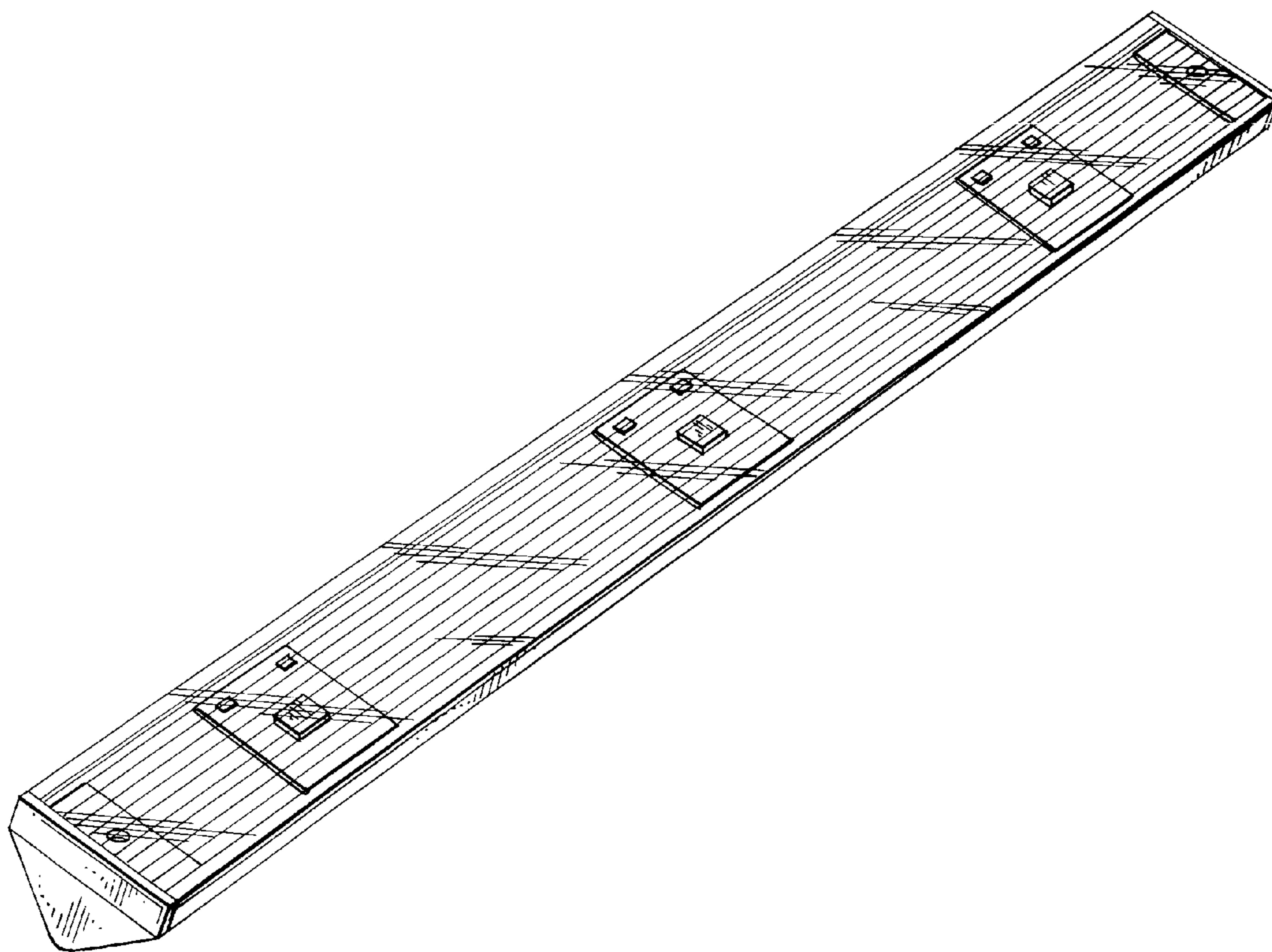
(57) **CLAIM**

The ornamental design for a LED strip with housing, as shown and described.

**DESCRIPTION**

FIG. 1 is a front left side perspective view of an LED strip with housing of the present invention; FIG. 2 is a top view thereof; FIG. 3 is a front side view thereof; FIG. 4 is a back view thereof; and, FIG. 5 is a right side view thereof.

**1 Claim, 2 Drawing Sheets**



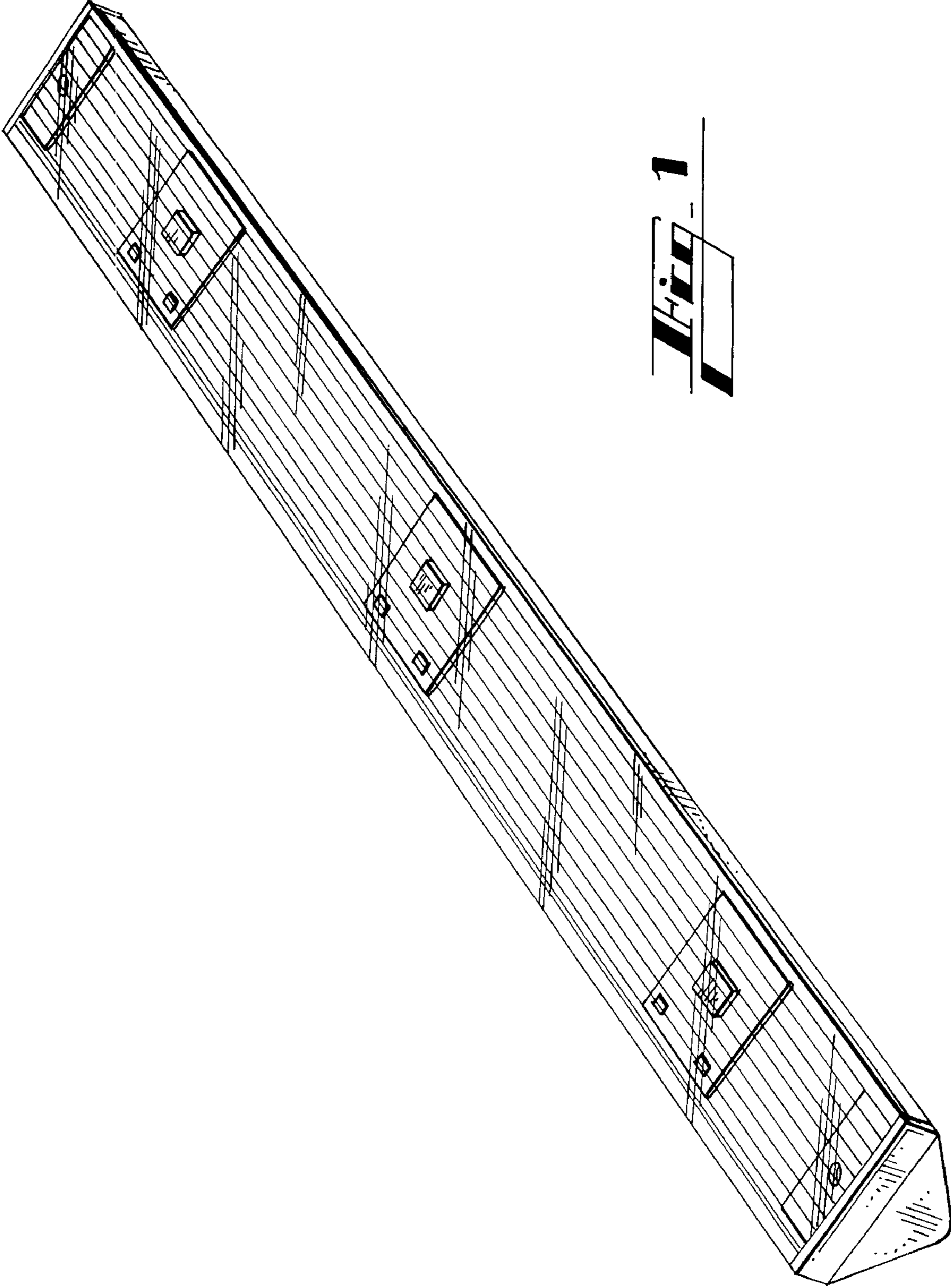
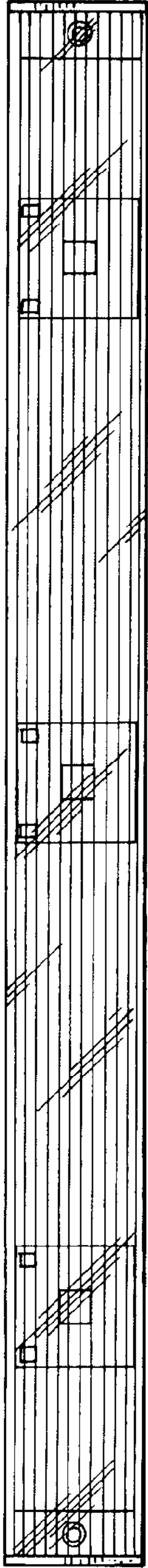
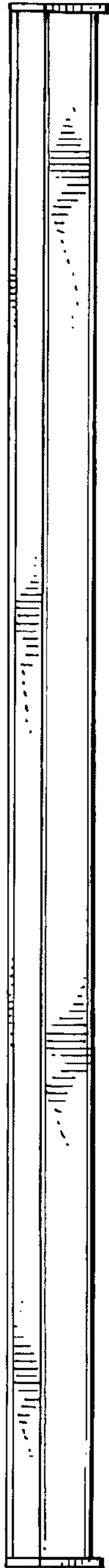



Fig. 1



**Fig. 2**



**Fig. 3**



**Fig. 4**



**Fig. 5**