



US00D532134S

(12) **United States Design Patent**
Lo et al.

(10) **Patent No.:** **US D532,134 S**

(45) **Date of Patent:** **** Nov. 14, 2006**

(54) **LANTERN**

(75) Inventors: **Eddie Ying-Hoi Lo**, Hong Kong (CN);
Victor Tin-Shun Au Yeung, Hong Kong (CN)

(73) Assignee: **Lomak Industrial Co., Ltd**, Hong Kong (CN)

(**) Term: **14 Years**

(21) Appl. No.: **29/240,129**

(22) Filed: **Oct. 11, 2005**

(51) **LOC (8) Cl.** **26-02**

(52) **U.S. Cl.** **D26/40**

(58) **Field of Classification Search** D26/37-50;
362/157, 158, 171-174, 183-208
See application file for complete search history.

(56) **References Cited**

U.S. PATENT DOCUMENTS

D443,706 S * 6/2001 Israel et al. D26/40

D468,039 S * 12/2002 Poon D26/40
D498,319 S * 11/2004 Poon D26/40
D518,211 S * 3/2006 Krieger et al. D26/40

* cited by examiner

Primary Examiner—Marcus A. Jackson

(74) *Attorney, Agent, or Firm*—Buchanan Ingersoll & Rooney PC

(57) **CLAIM**

The ornamental design for a “lantern”, as shown and described.

DESCRIPTION

FIG. 1 is a front view of a “lantern” incorporating our design;

FIG. 2 is a rear view thereof;

FIG. 3 is a top view thereof;

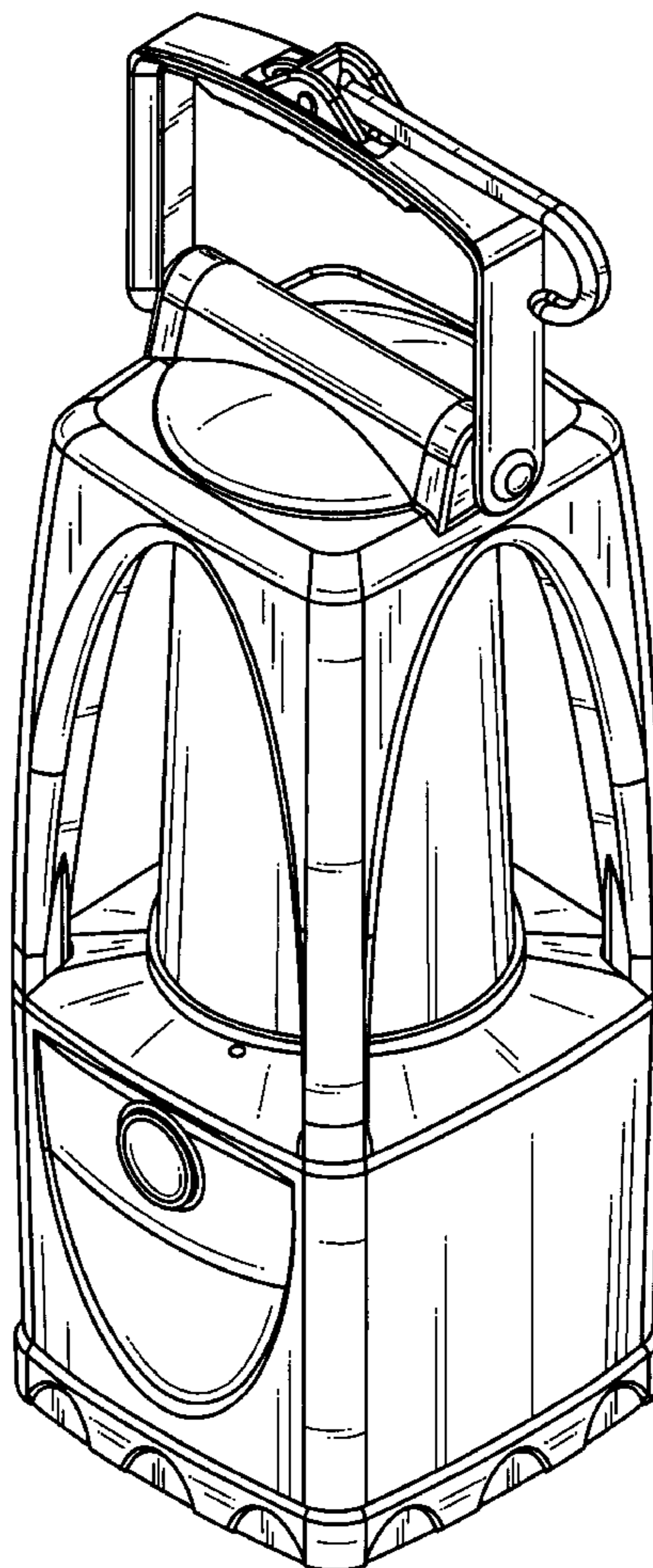
FIG. 4 is a bottom view thereof;

FIG. 5 is an elevation view thereof from the left side;

FIG. 6 is an elevation view thereof from the right side; and,

FIG. 7 is a perspective view thereof.

1 Claim, 3 Drawing Sheets






FIG. 1




FIG. 2

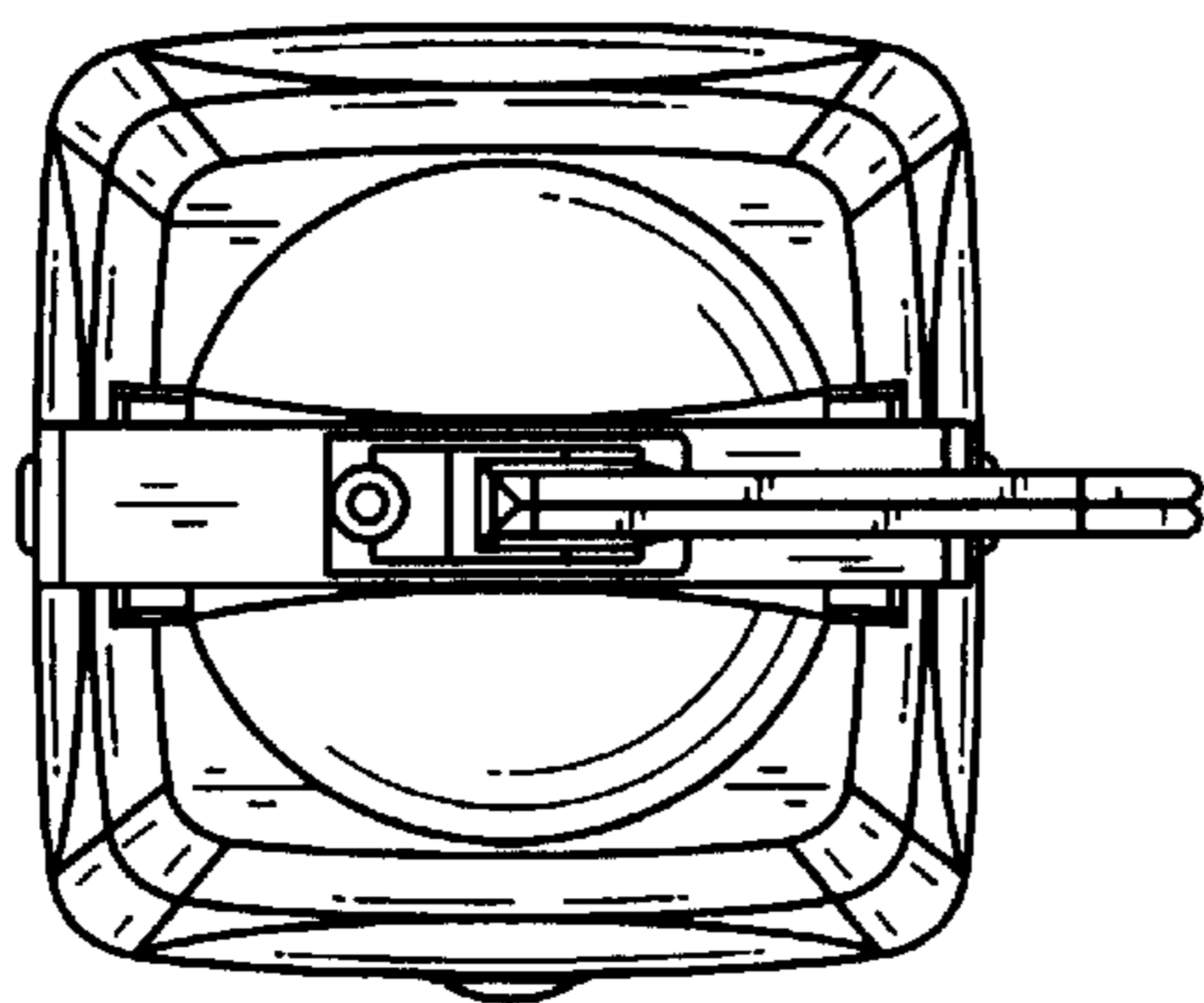


FIG. 3

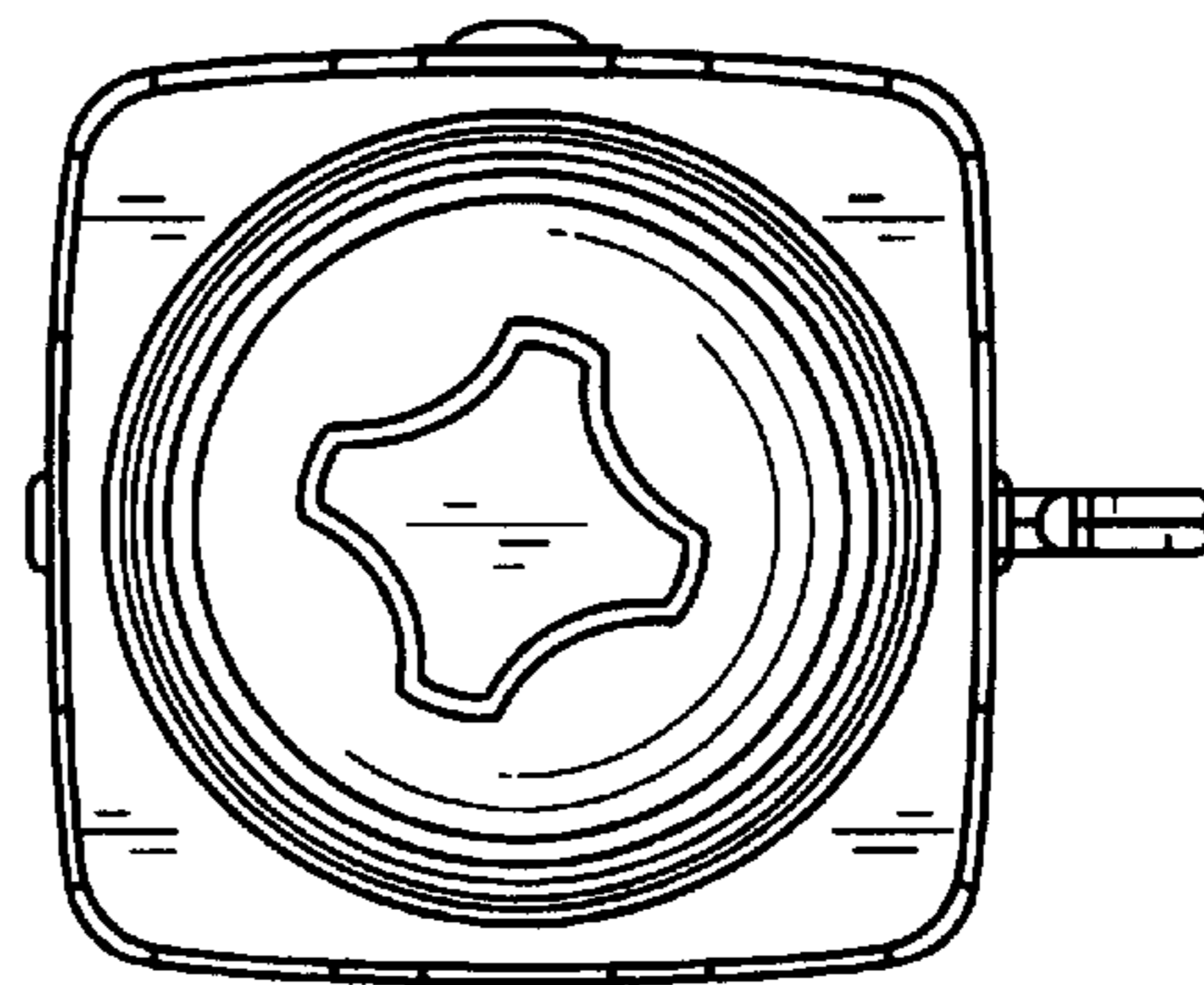


FIG. 4




FIG. 5




FIG. 6

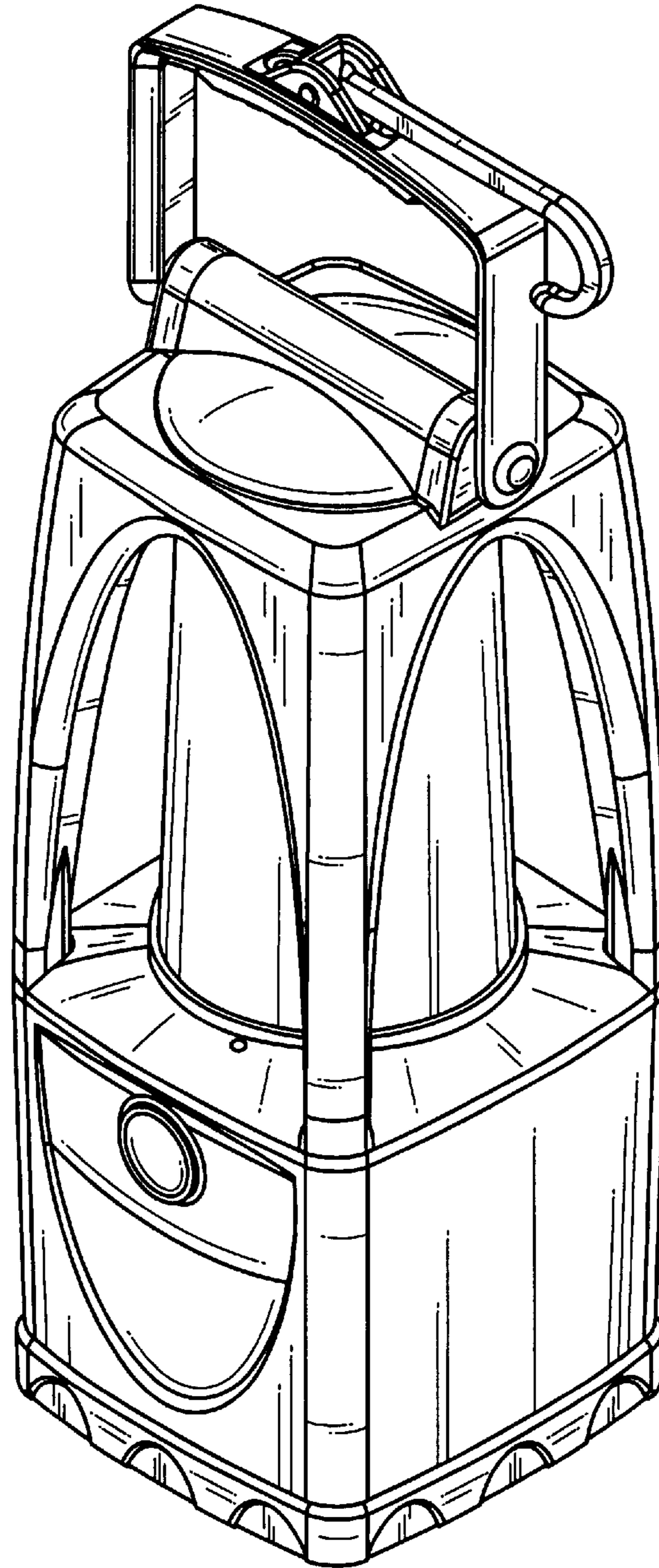


FIG. 7