



US00D532123S

(12) **United States Design Patent**
Folliard

(10) **Patent No.:** **US D532,123 S**

(45) **Date of Patent:** **** Nov. 14, 2006**

(54) **TILE WITH SPLIT SQUARE PATTERN**

(75) Inventor: **Sharon Folliard**, Chicago, IL (US)

(73) Assignee: **Johnsonite Inc.**, Chagrin Falls, OH (US)

(**) Term: **14 Years**

(21) Appl. No.: **29/235,816**

(22) Filed: **Aug. 5, 2005**

(51) **LOC (8) Cl.** **25-01**

(52) **U.S. Cl.** **D25/163**

(58) **Field of Classification Search** D25/138,
D25/157, 158, 159, 160, 161, 162, 163; 119/525,
119/526; 52/311.1, 311.2, 314, 316, 384,
52/386

See application file for complete search history.

(56) **References Cited**

U.S. PATENT DOCUMENTS

- D132,537 S * 5/1942 Rhodes D29/125
- D200,312 S * 2/1965 Monroe D25/158
- D200,313 S * 2/1965 Monroe D25/163
- D229,676 S * 12/1973 Koch D25/163
- D244,543 S * 5/1977 Tellman et al. D25/163

- D248,324 S * 6/1978 Stichtenoth D25/48
- D377,398 S * 1/1997 Adam D25/158
- D462,130 S * 8/2002 Kotler D25/163
- D487,318 S * 3/2004 Baxter D25/163
- D488,872 S * 4/2004 Froech D25/157
- D508,180 S * 8/2005 Sneed D6/582

* cited by examiner

Primary Examiner—Doris Clark

(74) *Attorney, Agent, or Firm*—D. Peter Hochberg; Sean Mellino

(57) **CLAIM**

The ornamental design for a tile with split square pattern, as shown and described.

DESCRIPTION


FIG. 1 is a front view of a tile with split square pattern according to the invention;


FIG. 2 is an enlargement of a portion of the front view of the split square pattern as shown in FIG. 1;

FIG. 3 is a side view of the tile with split square pattern as shown in FIG. 1; and,

FIG. 4 is a perspective view of the tile with split square pattern as shown in FIG. 1.

1 Claim, 3 Drawing Sheets





SEE FIG-2

FIG-1




FIG-3




FIG-2




FIG-4