



US00D532122S

(12) **United States Design Patent**  
**Shuman et al.**

(10) **Patent No.:** **US D532,122 S**

(45) **Date of Patent:** **\*\* Nov. 14, 2006**

(54) **MODULAR FLOORING**

(75) Inventors: **Mark Shuman**, Bellmore, NY (US);  
**John Maxworthy**, Merrick, NY (US)

(73) Assignee: **Garage Tek, Inc.**, Syosset, NY (US)

(\*\*) Term: **14 Years**

(21) Appl. No.: **29/228,588**

(22) Filed: **Apr. 25, 2005**

(51) **LOC (8) Cl.** ..... **25-01**

(52) **U.S. Cl.** ..... **D25/163**

(58) **Field of Classification Search** ..... D25/138,  
D25/157, 158, 159, 160, 161, 162, 163; 119/525,  
119/526; 52/311.1, 311.2, 314, 316, 384,  
52/386

See application file for complete search history.

(56) **References Cited**

**U.S. PATENT DOCUMENTS**

D132,537 S	*	5/1942	Rhodes	.....	D29/125
D200,312 S	*	2/1965	Monroe	.....	D25/158
D200,313 S	*	2/1965	Monroe	.....	D25/163
D229,676 S	*	12/1973	Koch	.....	D25/163
D244,543 S	*	5/1977	Tellman et al.	.....	D25/163
D248,324 S	*	6/1978	Stichtenoth	.....	D25/48
D377,398 S	*	1/1997	Adam	.....	D25/158
D462,130 S	*	8/2002	Kotler	.....	D25/163

D487,318 S	*	3/2004	Baxter	.....	D25/163
D488,872 S	*	4/2004	Froech	.....	D25/157
D508,180 S	*	8/2005	Sneed	.....	D6/582

**OTHER PUBLICATIONS**

RaceDeck Garage Floors—[www.racedeck.com/styles.htm](http://www.racedeck.com/styles.htm)  
p. 2 of 2 (visited May 5, 2005).

\* cited by examiner

*Primary Examiner*—Doris Clark

(74) *Attorney, Agent, or Firm*—Collard & Roe, P.C.

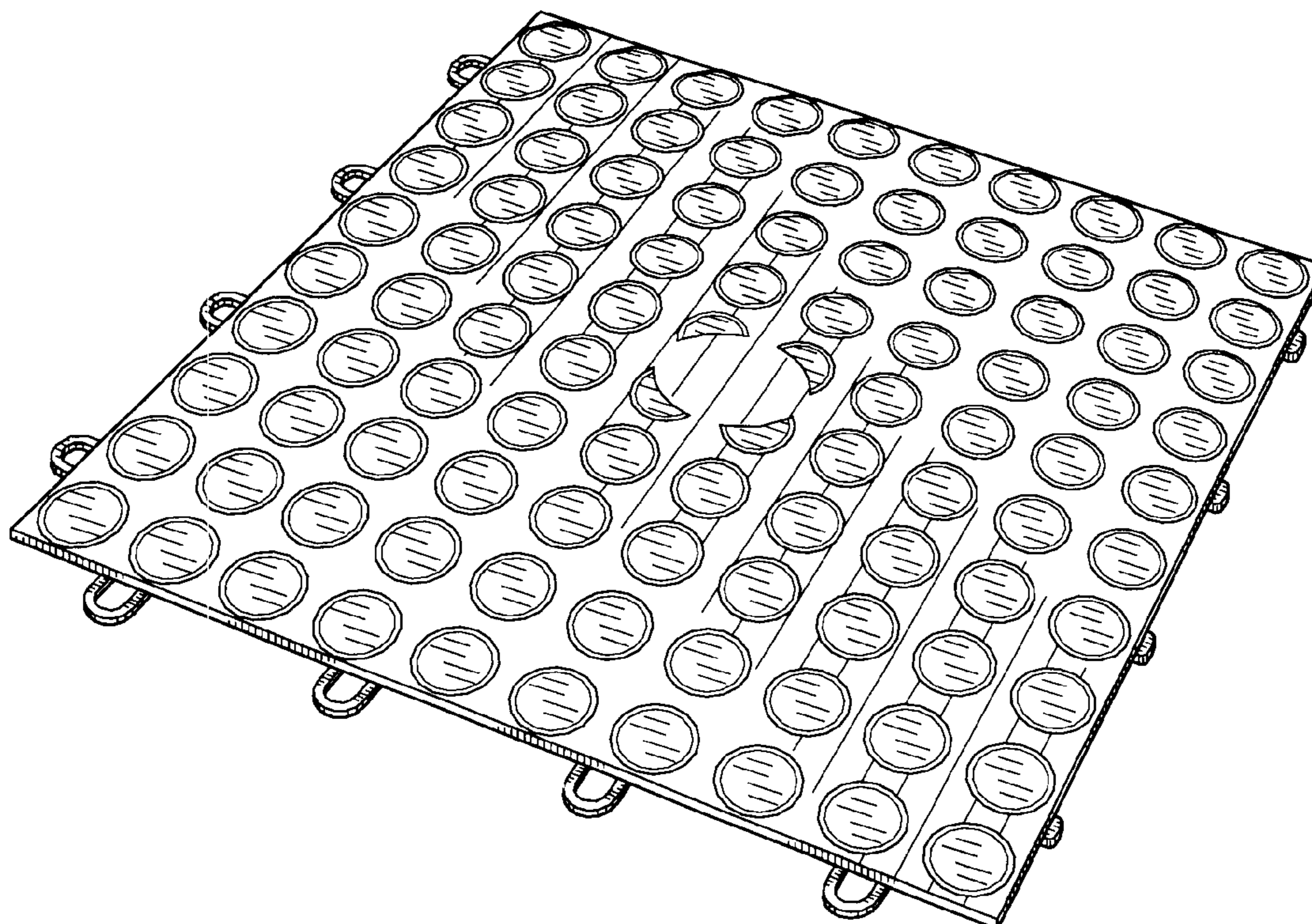
(57) **CLAIM**

The ornamental design for a modular flooring, as shown and described.

**DESCRIPTION**

FIG. 1 shows a top perspective view of a modular flooring; FIG. 2 shows a front view of the modular flooring; FIG. 3 shows a back view of the modular flooring; FIG. 4 shows a view of the modular flooring which is the bottom with respect to FIG. 2; FIG. 5 shows another view of the modular flooring which is the right side with respect to FIG. 2; FIG. 6 shows another view of the modular flooring which is the top with respect to FIG. 2; and, FIG. 7 shows another view of the modular flooring which is the left side with respect to FIG. 2.

**1 Claim, 4 Drawing Sheets**



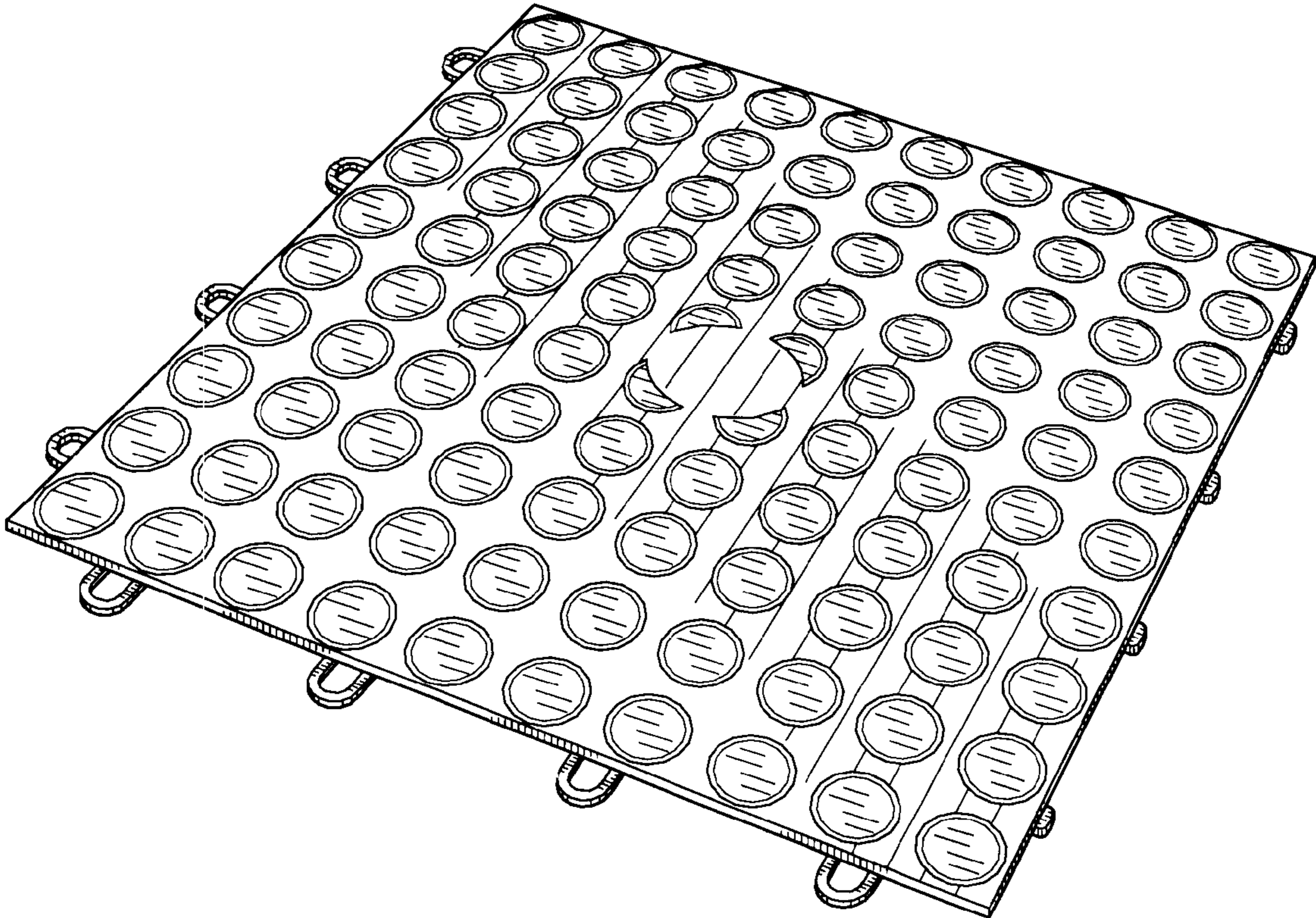


FIG. 1

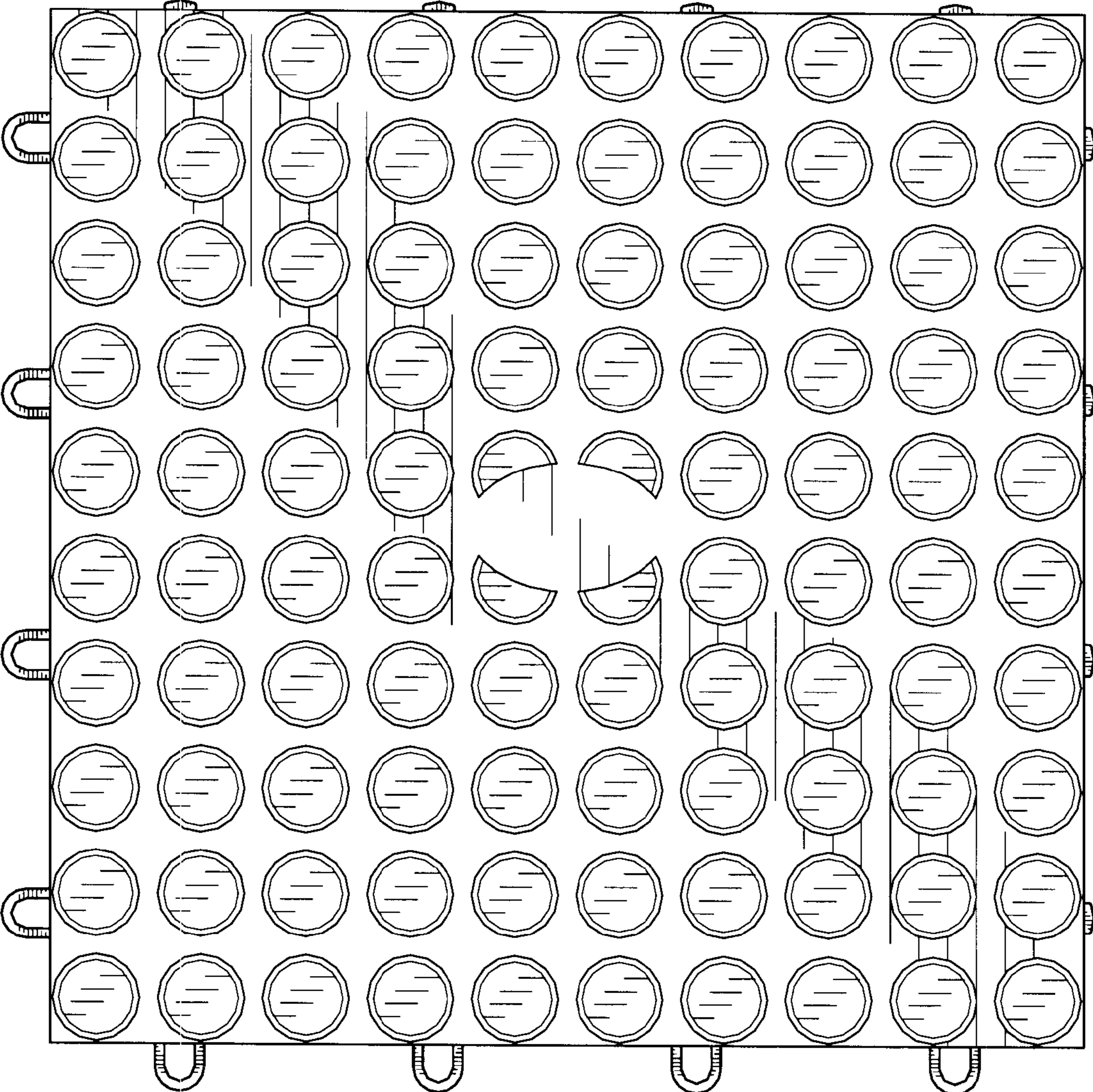


FIG. 2

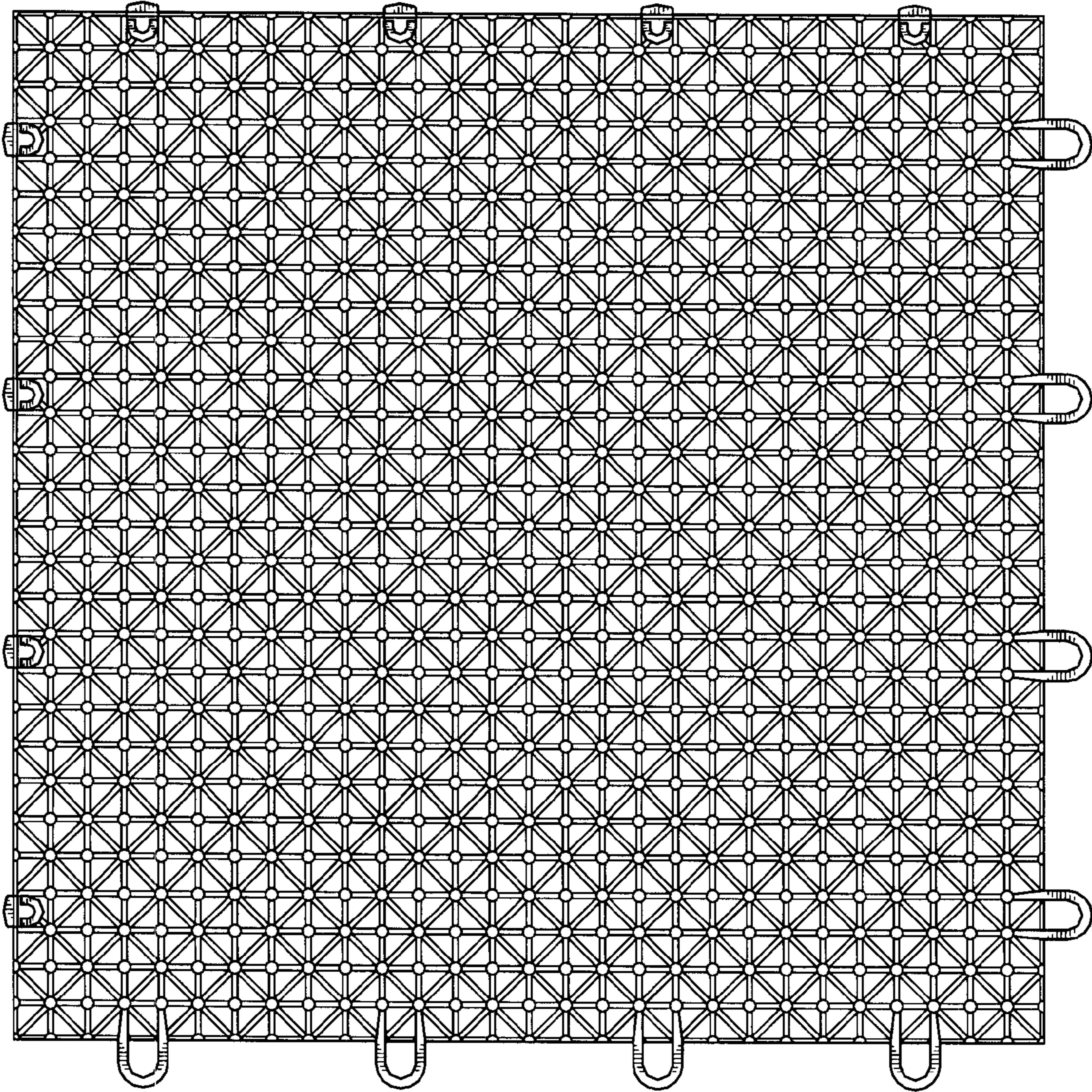


FIG. 3

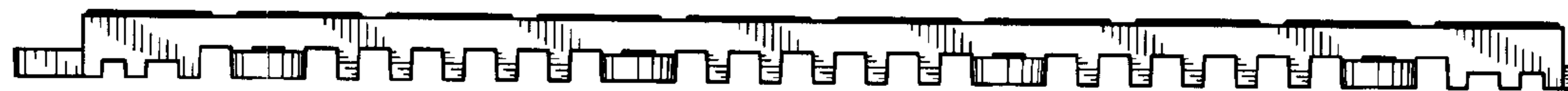


FIG. 4

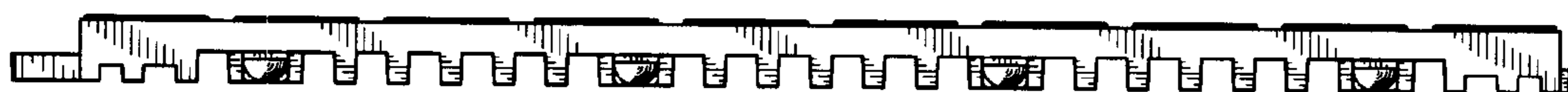


FIG. 5



FIG. 6



FIG. 7