



US00D532121S

(12) **United States Design Patent**
Watson

(10) **Patent No.:** **US D532,121 S**

(45) **Date of Patent:** **** Nov. 14, 2006**

(54) **POST SUPPORT**

(76) **Inventor:** **Welby Albert Edward Watson**, Unit
5/115 Great South Road, Otahuhu,
Auckland (NZ)

(**) **Term:** **14 Years**

(21) **Appl. No.:** **29/219,387**

(22) **Filed:** **Dec. 15, 2004**

Related U.S. Application Data

(63) Continuation of application No. 29/203,497, filed on Apr. 15, 2004, now abandoned.

(51) **LOC (8) Cl.** **25-01**

(52) **U.S. Cl.** **D25/133**

(58) **Field of Classification Search** D25/133;
52/153, 154, 165, 166, 159, 155, 146
See application file for complete search history.

(56) **References Cited**

U.S. PATENT DOCUMENTS

D417,293 S * 11/1999 Carter D25/133
6,039,298 A * 3/2000 Stier 248/545

FOREIGN PATENT DOCUMENTS

NZ 125152 12/1961
NZ 135315 4/1965
NZ 181398 6/1976
NZ 194637 8/1984
NZ 199829 1/1985

NZ 293022 6/1998
NZ 336495 1/2000
NZ 519409 6/2002
NZ 516575 1/2003

* cited by examiner

Primary Examiner—Doris Clark

(74) *Attorney, Agent, or Firm*—Merchant & Gould P.C.

(57) **CLAIM**

The ornamental design for a post support, as shown and described.

DESCRIPTION

FIG. 1 is a top plan view of a post support according to my design

FIG. 2 is a bottom plan view of a post support according to my design;

FIG. 3 is a front elevational view of the post support according to my design;

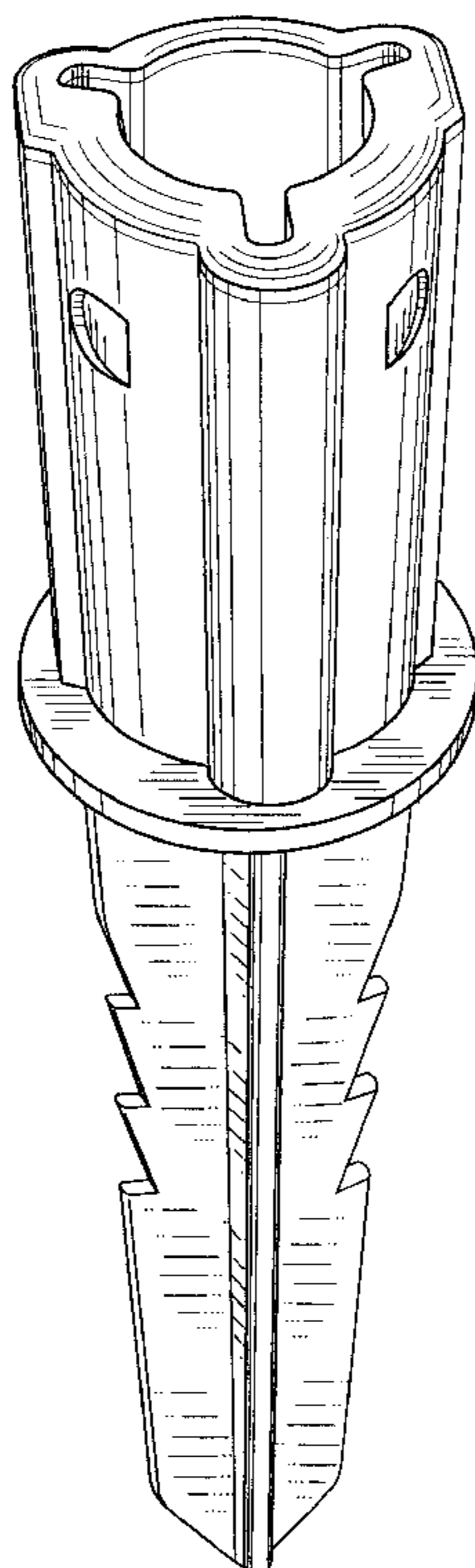
FIG. 4 is a right side elevational view of the post support according to my design;

FIG. 5 is a left side elevational view of the post support according to my design; and,

FIG. 6 is a perspective view of the post support according to my design.

While FIG. 3 illustrates the front elevational view of the post support according to my design, the back elevational view of the post support according to my design would be the mirror image.

1 Claim, 5 Drawing Sheets



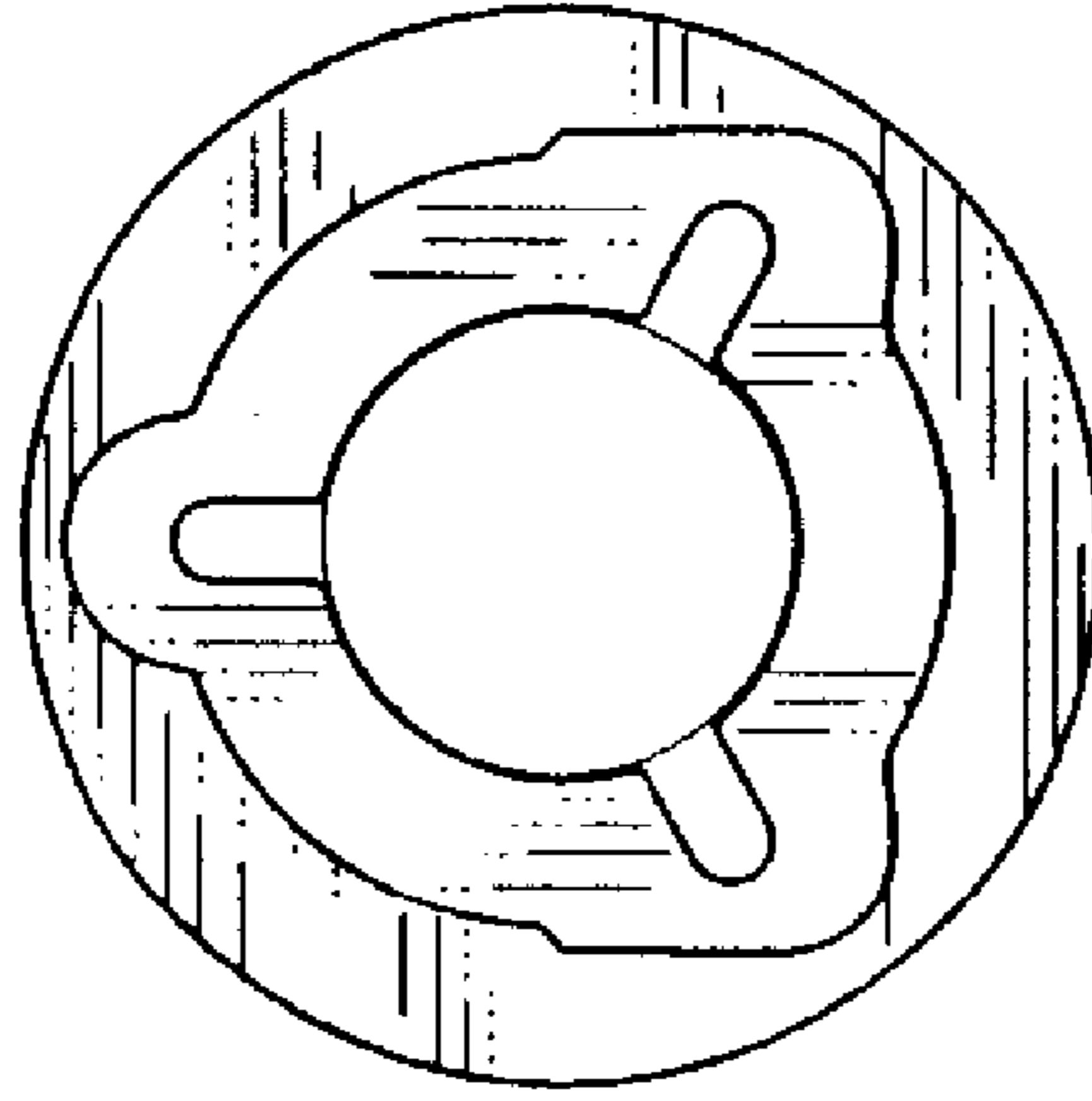


FIGURE 1

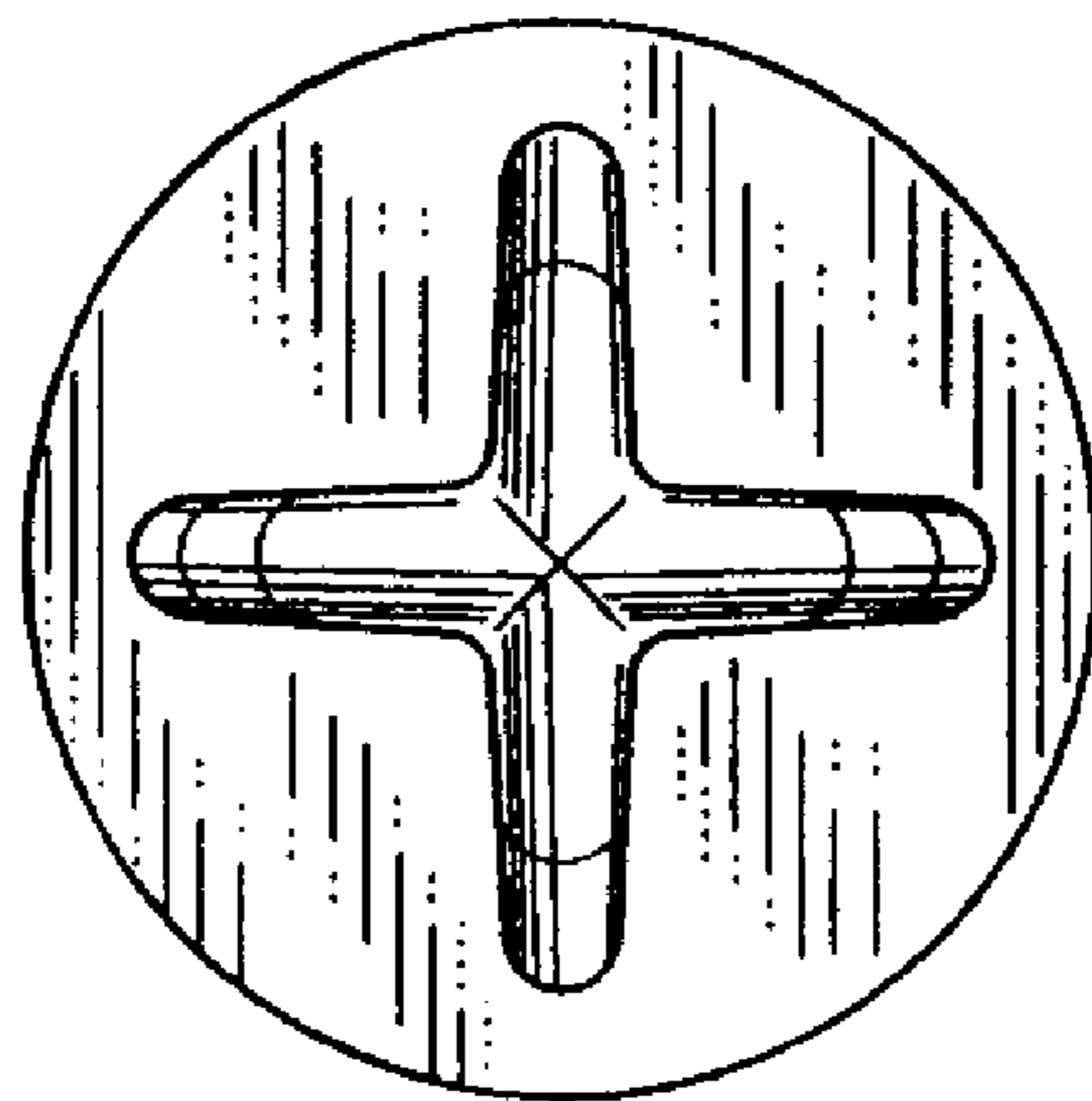


FIGURE 2

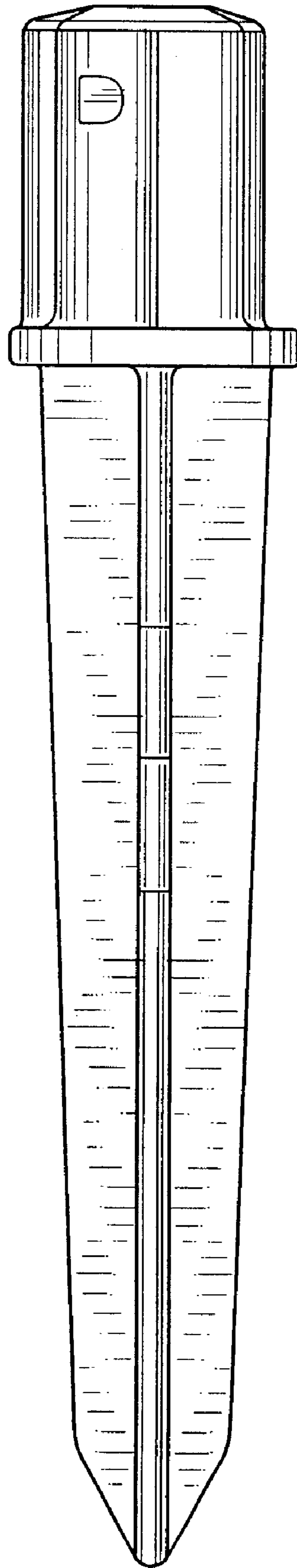


FIGURE 3

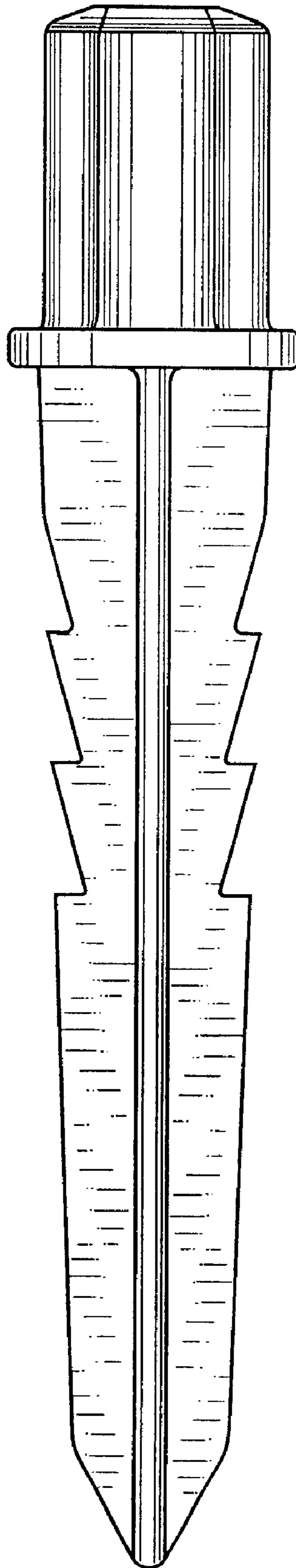


FIGURE 4

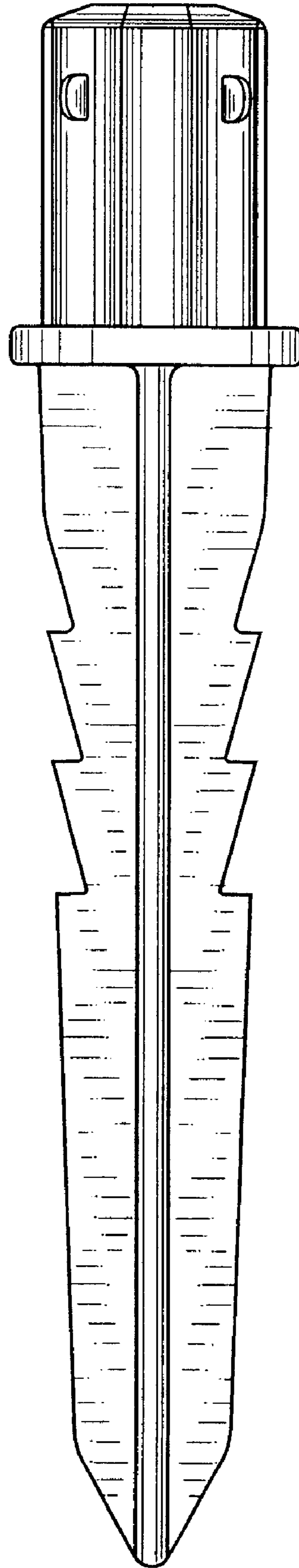


FIGURE 5

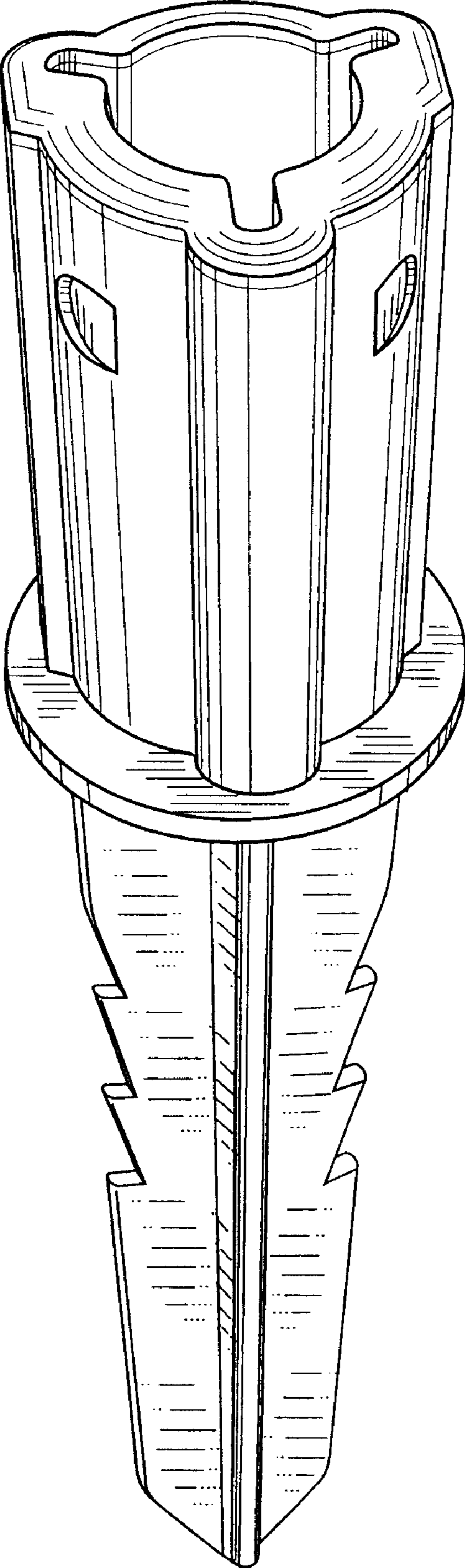


FIGURE 6