



US00D532115S

(12) **United States Design Patent** (10) **Patent No.:** **US D532,115 S**
Shuman et al. (45) **Date of Patent:** **** Nov. 14, 2006**

(54) **END PIECE FOR A FLOOR TILE**

Primary Examiner—Doris Clark
(74) *Attorney, Agent, or Firm—Collard & Roe, P.C.*

(76) Inventors: **Marc Shuman**, 5 Aerial Way, Suite 200, Syosset, NY (US) 11791; **John Maxworthy**, 5 Aerial Way, Suite 200, Syosset, NY (US) 11791

(57) **CLAIM**

The ornamental design for an end piece for a floor tile, as shown and described.

(**) Term: **14 Years**

DESCRIPTION

(21) Appl. No.: **29/232,237**

FIG. 1 shows a top perspective view of an end piece for a floor tile;

(22) Filed: **Jun. 16, 2005**

FIG. 2 shows a front view of the end piece for a floor tile;

(51) **LOC (8) Cl.** **25-02**

(52) **U.S. Cl.** **D25/55**

(58) **Field of Classification Search** D25/199,
D25/136, 164, 55, 60, 68, 69; 52/208, 254,
52/387, 762, 764, 18.3, 718.01

FIG. 3 shows a left view of the end piece for a floor tile with respect to FIG. 2;

See application file for complete search history.

FIG. 4 shows a side view of the end piece for a floor tile which is the right side with respect to FIG. 2;

(56) **References Cited**

U.S. PATENT DOCUMENTS

D361,134 S * 8/1995 Bischel D25/55
5,509,244 A * 4/1996 Bentzon 52/387

FIG. 5 shows another view of the end piece for a floor tile which is the bottom view with respect to FIG. 2;

OTHER PUBLICATIONS

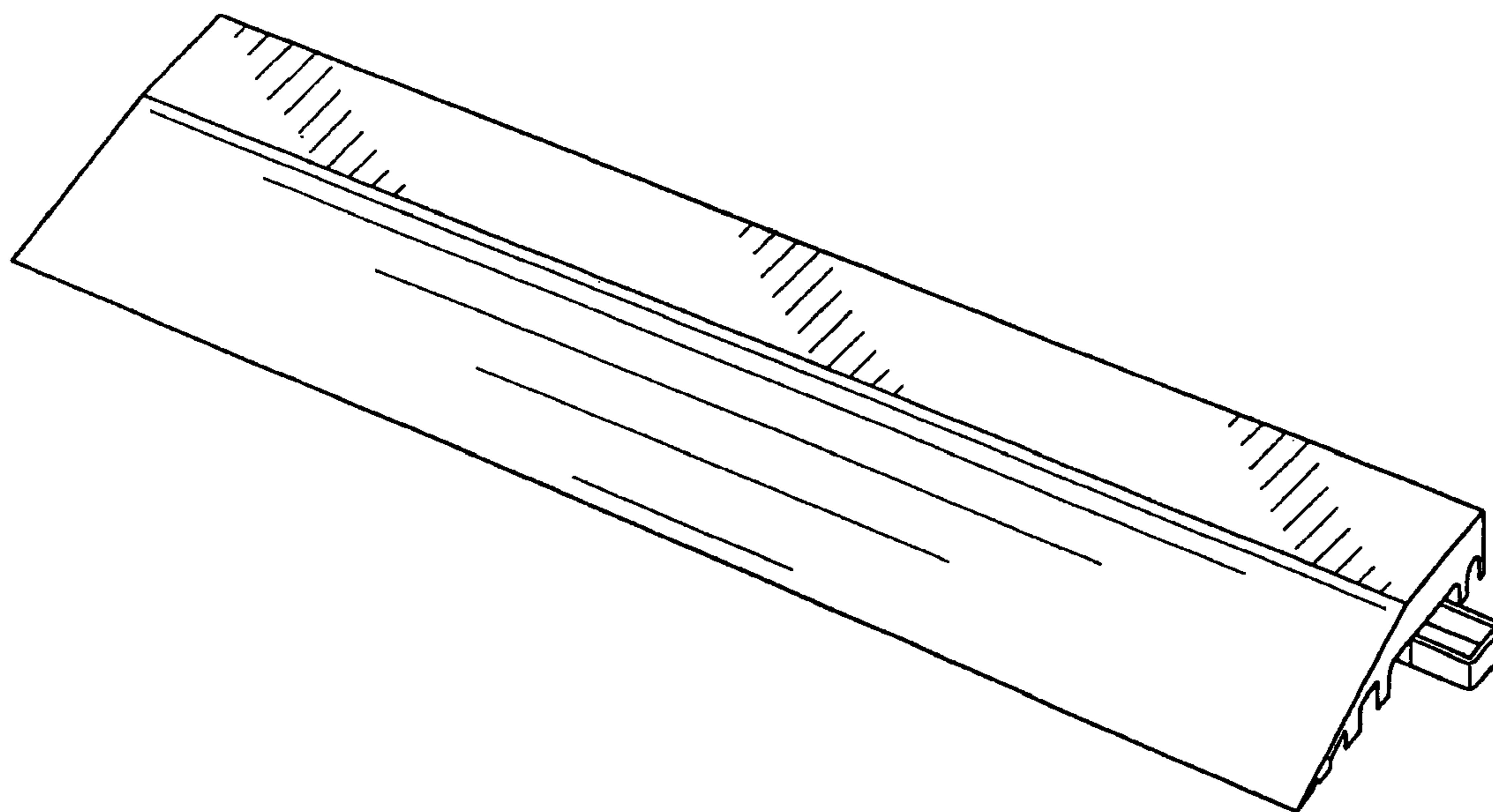
RaceDeck Garage Floors—www.racedeck.com/styles.htm
p. 2 of 2 (visited May 5, 2005).

FIG. 6 shows a back view of the end piece for a floor tile with respect to FIG. 2; and,

FIG. 7 shows another view of the end piece for a floor tile which is the top view with respect to FIG. 2.

* cited by examiner

1 Claim, 3 Drawing Sheets



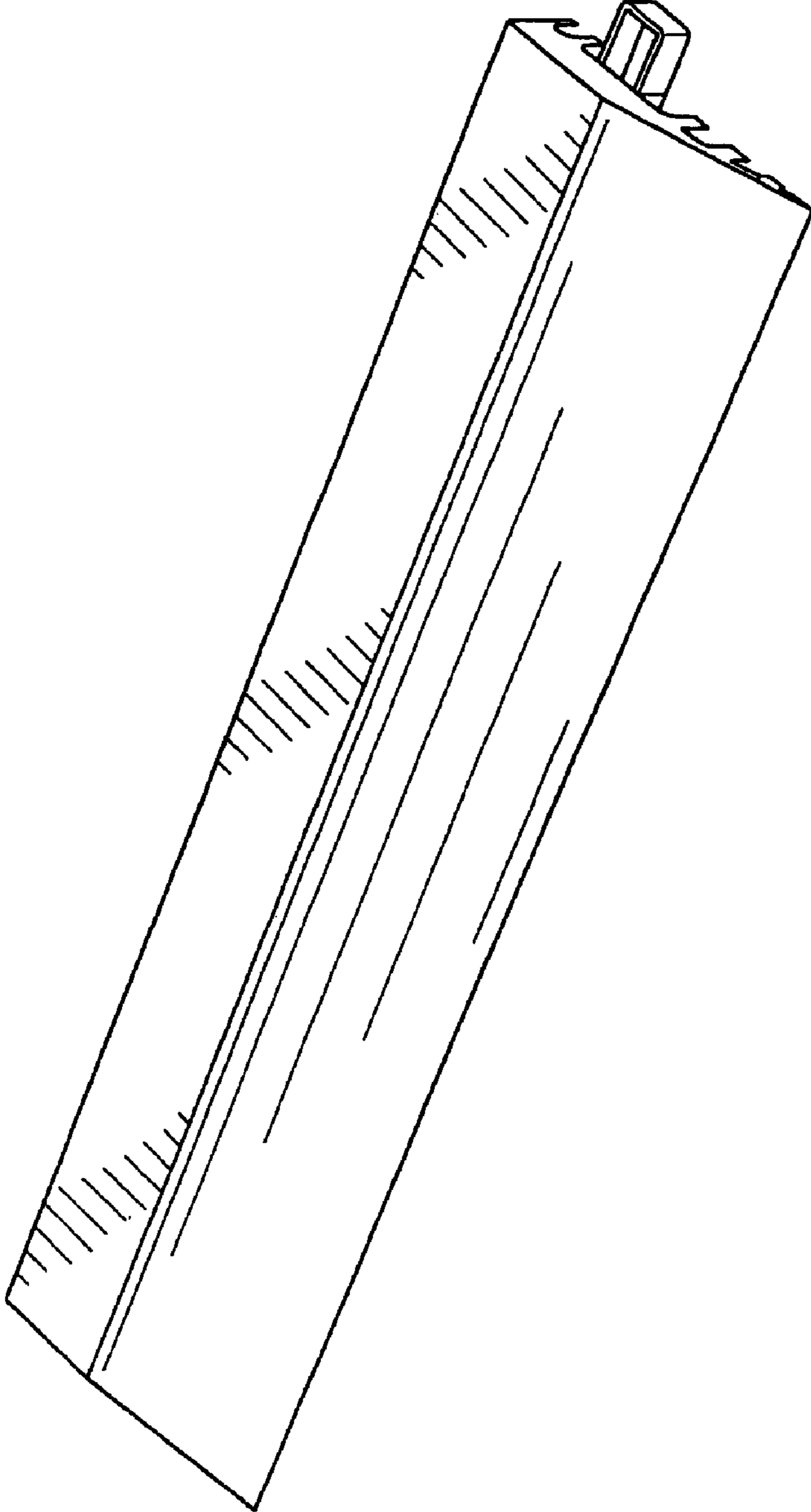


FIG. 1



FIG. 5

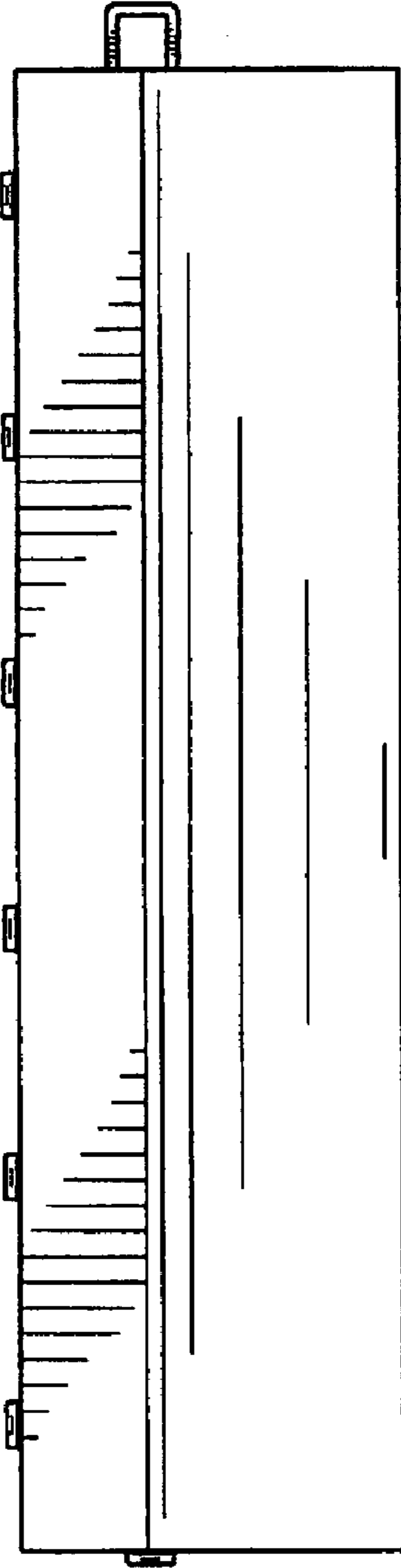


FIG. 2



FIG. 4



FIG. 3

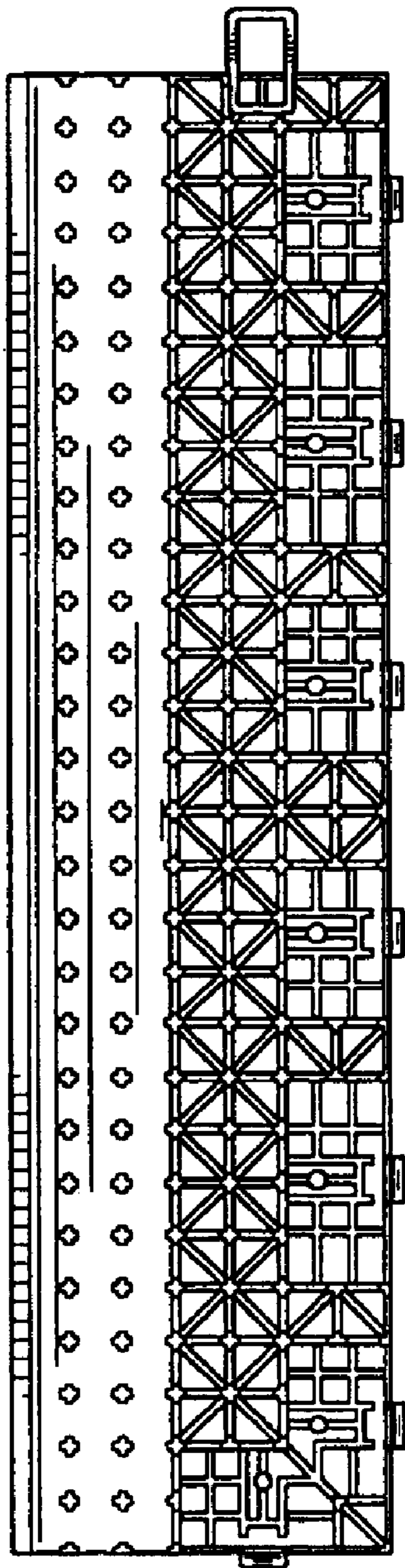


FIG. 6



FIG. 7