



US00D532105S

(12) **United States Design Patent**  
**Badarello**

(10) **Patent No.:** **US D532,105 S**

(45) **Date of Patent:** **\*\* Nov. 14, 2006**

(54) **CEILING FAN BLADE**

D504,174 S \* 4/2005 Thomas, Jr. .... D23/413  
D514,695 S 2/2006 Badarello

(75) Inventor: **Christophe Badarello**, Walls, MS (US)

**OTHER PUBLICATIONS**

(73) Assignee: **Hunter Fan Company**, Memphis, TN (US)

2004 Hunter Prestige Product Catalog, p. 62 (Outdoor Original®).

(\*\*) Term: **14 Years**

1995 Hunter Product Catalog, p. 18 (18868 52" Verde Motor).

(21) Appl. No.: **29/241,273**

Sonica® Product Catalog, p. 34 (Outdoors Damp 37000 Series 52" 5 Blades).

(22) Filed: **Oct. 25, 2005**

Sonica® Catalogue pp. 32 and 33.

(51) **LOC (8) Cl.** ..... **23-04**

\* cited by examiner

(52) **U.S. Cl.** ..... **D23/413**

*Primary Examiner*—Lisa Lichtenstein

(58) **Field of Classification Search** ..... D23/377,  
D23/379, 385, 411, 413; 416/5

(74) *Attorney, Agent, or Firm*—Baker Donelson

See application file for complete search history.

(57) **CLAIM**

(56) **References Cited**

The ornamental design for a ceiling fan blade, as shown and described.

**U.S. PATENT DOCUMENTS**

**DESCRIPTION**

4,342,073 A	7/1982	Ranten
D297,456 S	8/1988	Pearce
D323,028 S	1/1992	Holbrook
D349,337 S	8/1994	Tsuji
D358,878 S	5/1995	Tsuji
D376,004 S	11/1996	Tsuji
D388,871 S	1/1998	Gee, II
D390,649 S	2/1998	Pearce et al.
D414,857 S	10/1999	Zuege
D417,494 S	12/1999	Evans
D419,660 S	1/2000	Zuege
D425,610 S	5/2000	Gee, II
D451,191 S	11/2001	Goodman
D453,220 S	1/2002	Young
D489,447 S	5/2004	Young
D501,043 S	1/2005	Bacon et al.

FIG. 1 is a perspective view of a ceiling fan blade showing my new design.

FIG. 2 is a right side view thereof, the left side view being a mirror image thereof.

FIG. 3 is a top view thereof.


FIG. 4 is a bottom view thereof.

FIG. 5 is a rear view thereof; and,

FIG. 6 is a front view thereof.

The broken lines in the views show environmental features which are for illustrative purposes only and form no part of the claimed design.

**1 Claim, 3 Drawing Sheets**



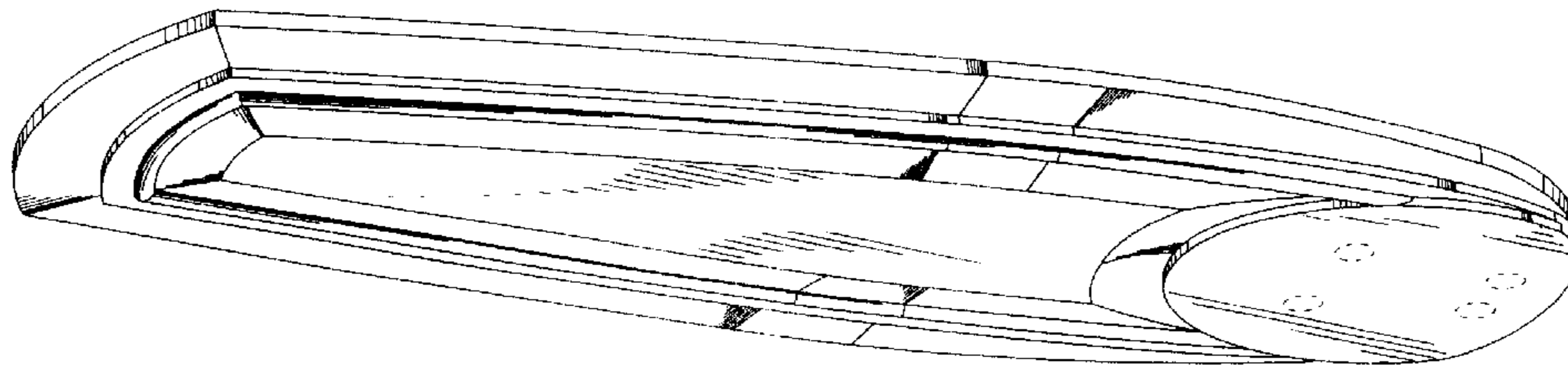


Fig. 1




Fig. 2

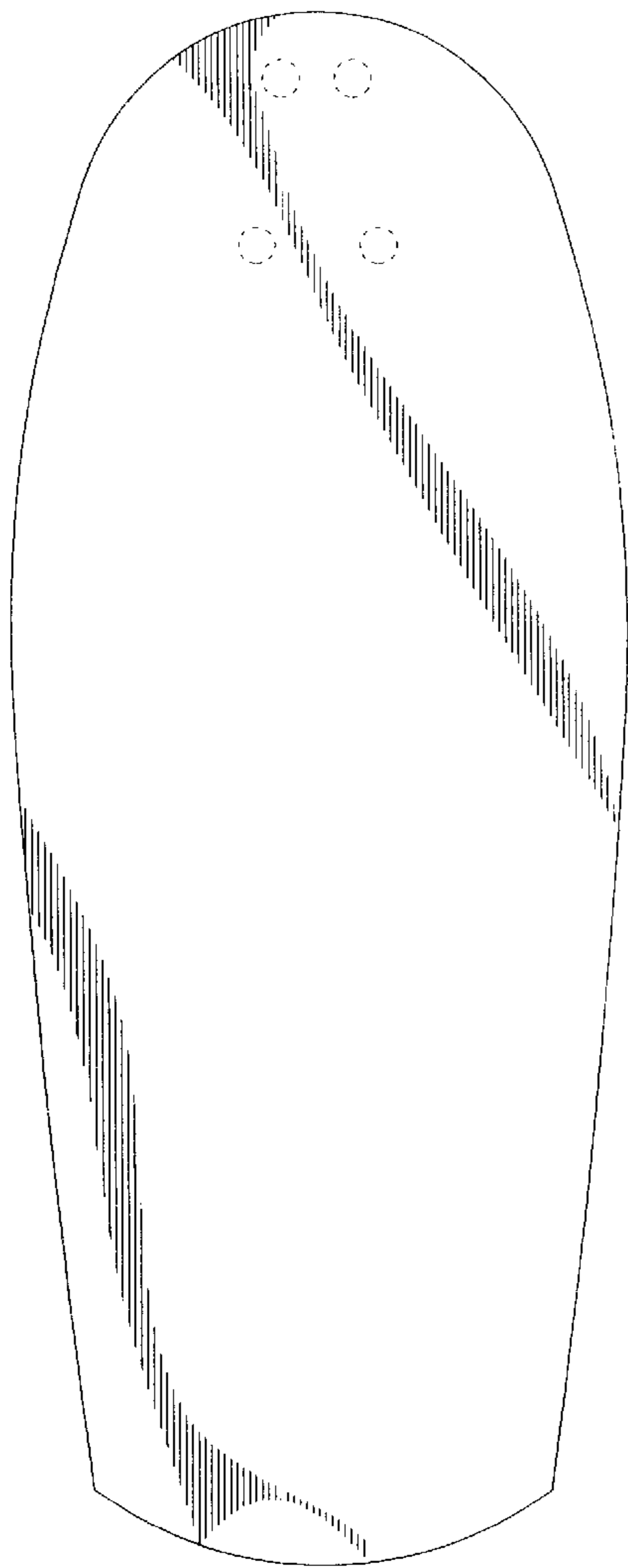


Fig. 3

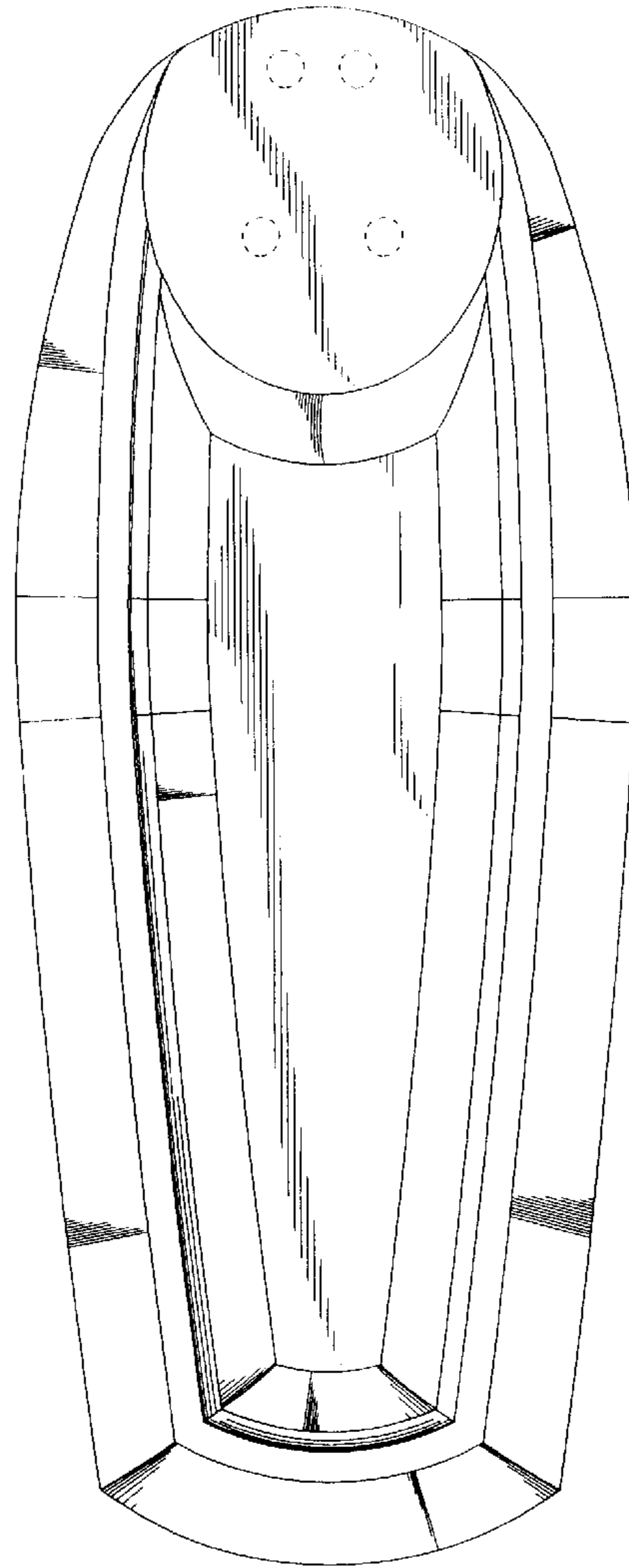


Fig. 4



Fig. 5




Fig. 6