



US00D532101S

(12) **United States Design Patent**  
**Curtin**

(10) **Patent No.:** **US D532,101 S**

(45) **Date of Patent:** **\*\* Nov. 14, 2006**

(54) **CEILING FAN HOUSING**

D400,977 S \* 11/1998 Davis, Jr. .... D23/411

(75) Inventor: **Brett Curtin**, Phoenix, AZ (US)

\* cited by examiner

(73) Assignee: **Craftmade International, Inc.**,  
Coppell, TX (US)

*Primary Examiner*—Lisa Lichtenstein

(74) *Attorney, Agent, or Firm*—Haynes and Boone, LLP

(\*\*) Term: **14 Years**

(57) **CLAIM**

The ornamental design for a ceiling fan housing, as shown and described.

(21) Appl. No.: **29/244,033**

(22) Filed: **Dec. 2, 2005**

**DESCRIPTION**

(51) **LOC (8) Cl.** ..... **23-04**

FIG. 1 is a perspective view of the ceiling fan housing showing my new design;

(52) **U.S. Cl.** ..... **D23/411**

FIG. 2 is a front elevational view thereof, the left side elevational view, the right side elevational view and the rear elevational view being the same;

(58) **Field of Classification Search** ..... D23/411,  
D23/377, 379, 385; 416/5; 392/364

FIG. 3 is a top plan view thereof; and,

See application file for complete search history.

FIG. 4 is a bottom plan view thereof.

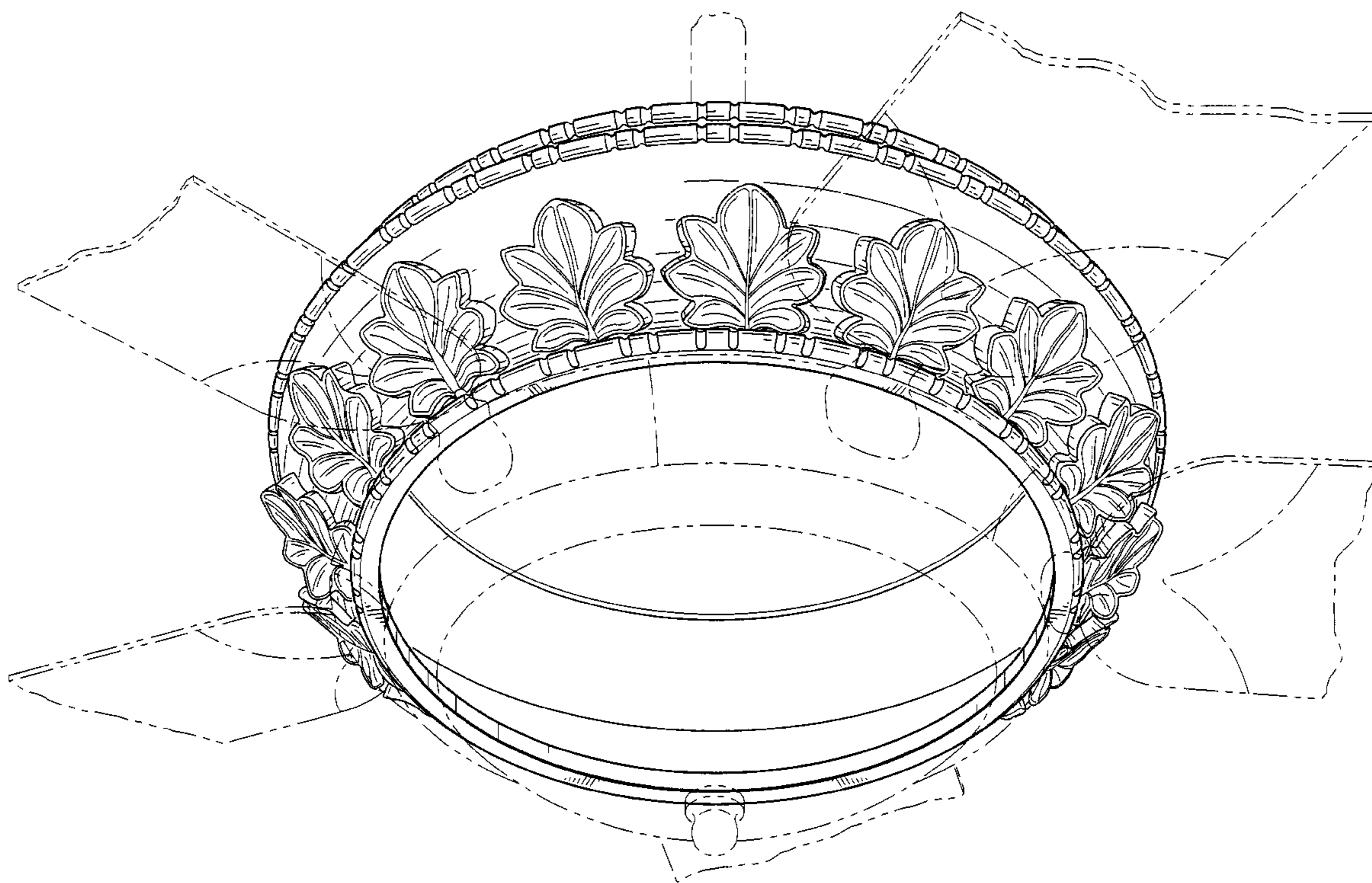
Any broken line illustration of environmental structure in the drawings is not part of the design sought to be patented.

(56) **References Cited**

**U.S. PATENT DOCUMENTS**

D297,456 S \* 8/1988 Pearce ..... D23/385

**1 Claim, 3 Drawing Sheets**



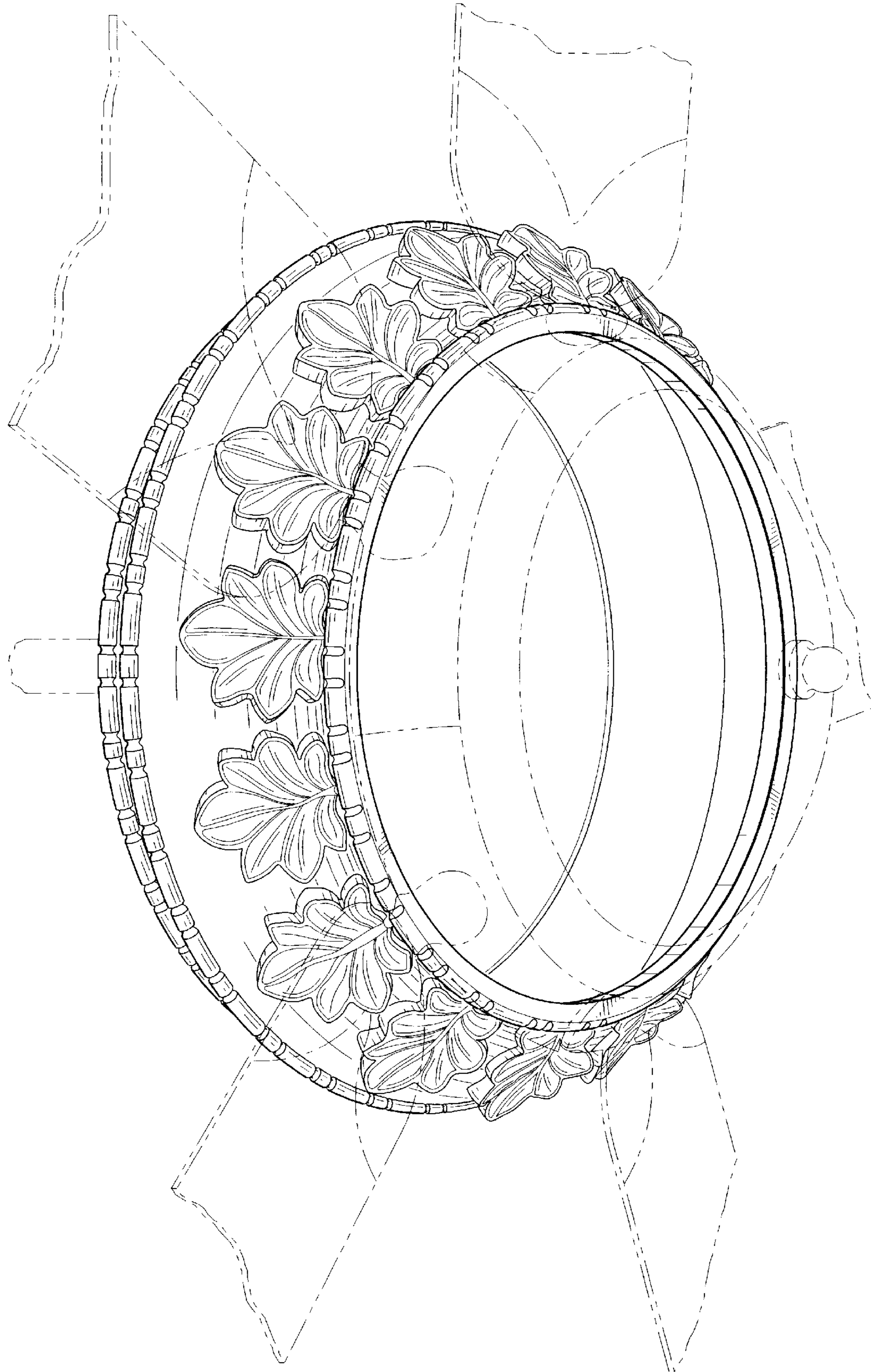




Fig. 1






*Fig. 2*



*Fig. 3*



*Fig. 4*