



US00D532071S

(12) **United States Design Patent**  
**VanDeusen et al.**

(10) **Patent No.:** **US D532,071 S**

(45) **Date of Patent:** **\*\* Nov. 14, 2006**

(54) **TIGER CRAWL TUBE STRUCTURE**

D486,200 S \* 2/2004 Van Deusen ..... D21/827  
D495,771 S \* 9/2004 Tracy ..... D21/826

(75) Inventors: **Gary VanDeusen**, Hillsdale, MI (US);  
**Dwight C. Shaneour, Jr.**, Hillsdale, MI (US)

\* cited by examiner

*Primary Examiner*—Mitchell Siegel

(74) *Attorney, Agent, or Firm*—Young & Basile, P.C.

(73) Assignee: **The Shane Group**, Hillsdale, MI (US)

(57) **CLAIM**

(\*\*) Term: **14 Years**

The ornamental design for a tiger crawl tube structure, as shown and described.

(21) Appl. No.: **29/228,585**

**DESCRIPTION**

(22) Filed: **Apr. 26, 2005**

(51) **LOC (8) Cl.** ..... **21-03**

(52) **U.S. Cl.** ..... **D21/814**

(58) **Field of Classification Search** ..... D21/811-827;  
482/35, 36

FIG. 1 is a perspective view of the tiger crawl tube structure; FIG. 2 is a front elevation view of the tiger crawl tube structure of FIG. 1;

FIG. 3 is an elevation view of the tiger crawl tube structure of FIG. 1;

FIG. 4 is a top plan view of the tiger crawl tube structure of FIG. 1;

FIG. 5 is a bottom plan view of the tiger crawl tube structure of FIG. 1; and,

FIG. 6 is a rear elevation view of the tiger crawl tube structure of FIG. 1.


See application file for complete search history.

(56) **References Cited**

**U.S. PATENT DOCUMENTS**

D130,761 S \* 12/1941 Oermann ..... D21/820  
D424,138 S \* 5/2000 Joyner ..... D21/820  
D441,825 S \* 5/2001 Han ..... D21/820

**1 Claim, 3 Drawing Sheets**



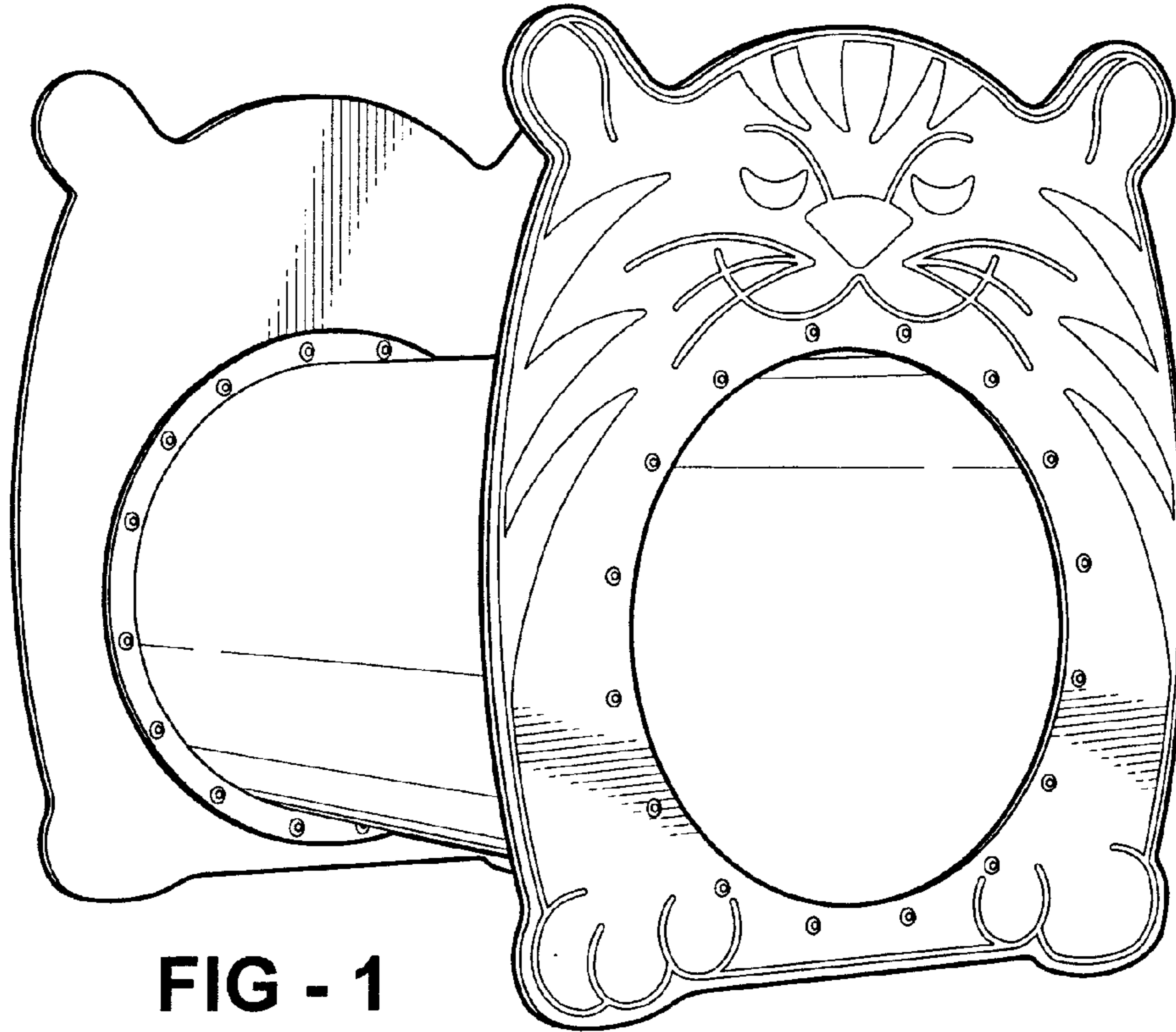


FIG - 1


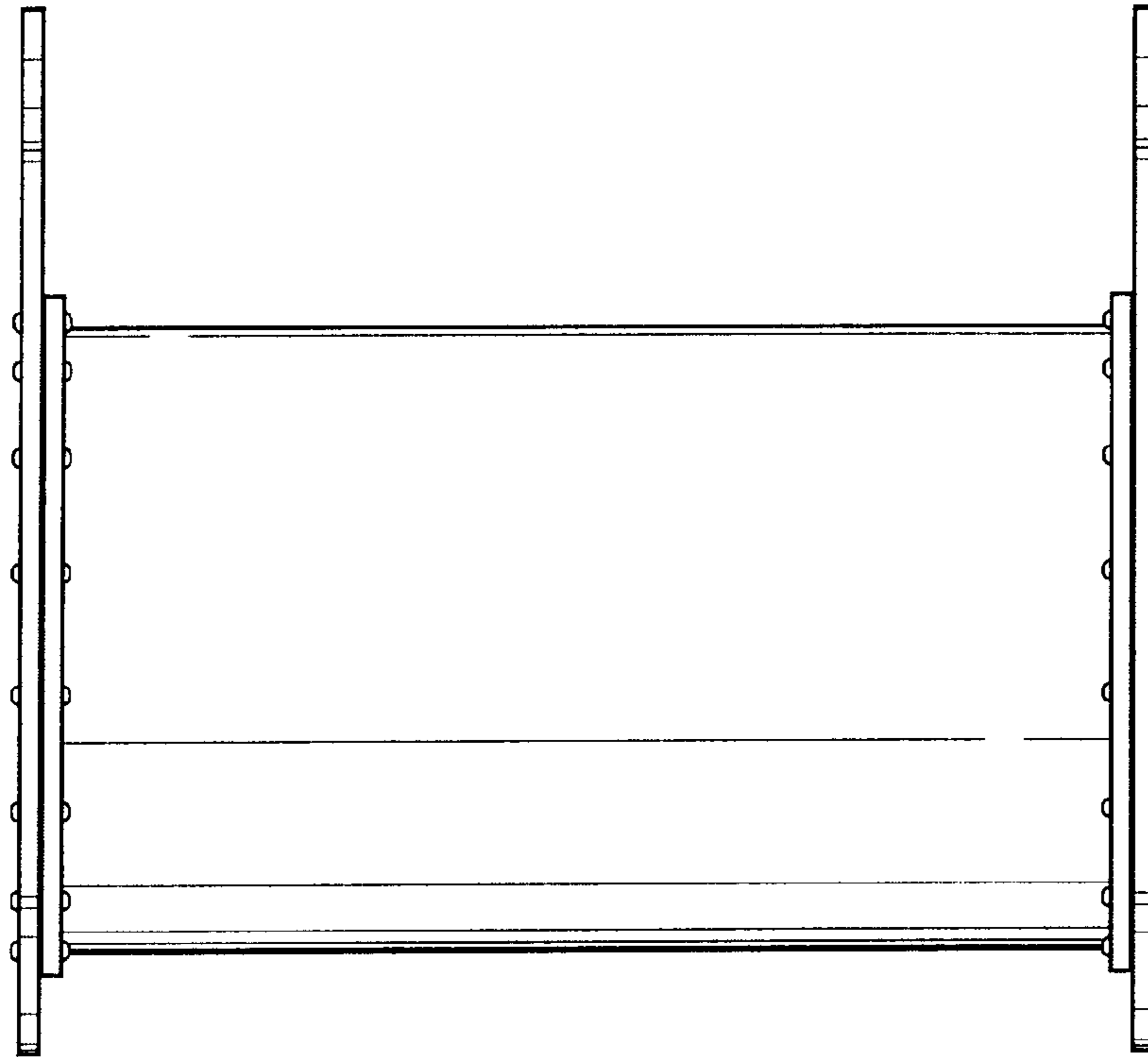




FIG - 2




**FIG - 3**



**FIG - 4**



**FIG - 5**



**FIG - 6**