



US00D532062S

(12) **United States Design Patent**
Potak et al.

(10) **Patent No.:** **US D532,062 S**

(45) **Date of Patent:** **** Nov. 14, 2006**

(54) **ELASTIC EXERCISE DEVICE**

(75) Inventors: **Sandor Potak**, Odenwaldstrasse 16,
D-63743 Aschaffenburg (DE); **Elke**
Petra, Lärchenstrasse 28, D-85646
Anzing (DE)

(73) Assignees: **Sandor Potak**, Aschaffenburg (DE);
Elke Petra, Anzing (DE)

(**) Term: **14 Years**

(21) Appl. No.: **29/215,691**

(22) Filed: **Oct. 22, 2004**

Related U.S. Application Data

(62) Division of application No. 29/180,794, filed on Apr. 30,
2003, now Pat. No. Des. 499,775.

(30) **Foreign Application Priority Data**

Jan. 20, 2003 (DE) 403 00543

(51) **LOC (8) Cl.** **21-02**

(52) **U.S. Cl.** **D21/692; D21/662**

(58) **Field of Classification Search** D21/662,
D21/692, 684, 694; 482/121, 122, 123; 182/124,
182/126

See application file for complete search history.

(56) **References Cited**

U.S. PATENT DOCUMENTS

1,832,633 A 11/1931 Hendrickson, Jr.

D203,836 S 2/1966 Haas
D214,569 S 7/1969 Kuszniir
D328,320 S 7/1992 Hliang
5,624,360 A 4/1997 Wilkins
5,662,563 A 9/1997 Maerzke
D385,931 S 11/1997 Kuszniir
D441,413 S 5/2001 Cataldi et al.

Primary Examiner—Philip S. Hyder

(74) *Attorney, Agent, or Firm*—The Webb Law Firm

(57) **CLAIM**

We claim the ornamental design for an elastic exercise device, as shown and described.

DESCRIPTION

FIG. 1 is a front view of the elastic exercise device of the present invention in an at-rest state;

FIG. 2 is a bottom view thereof, the top view being identical;

FIG. 3 is a front view thereof in a stretched state;

FIG. 4 is a front view of an alternate embodiment of the elastic exercise device;

FIG. 5 is a bottom view of FIG. 4, the top view being identical; and,

FIG. 6 is a front view of FIG. 4 in a stretched state.

The breaks in the structure are meant to indicate indeterminate length.

1 Claim, 2 Drawing Sheets

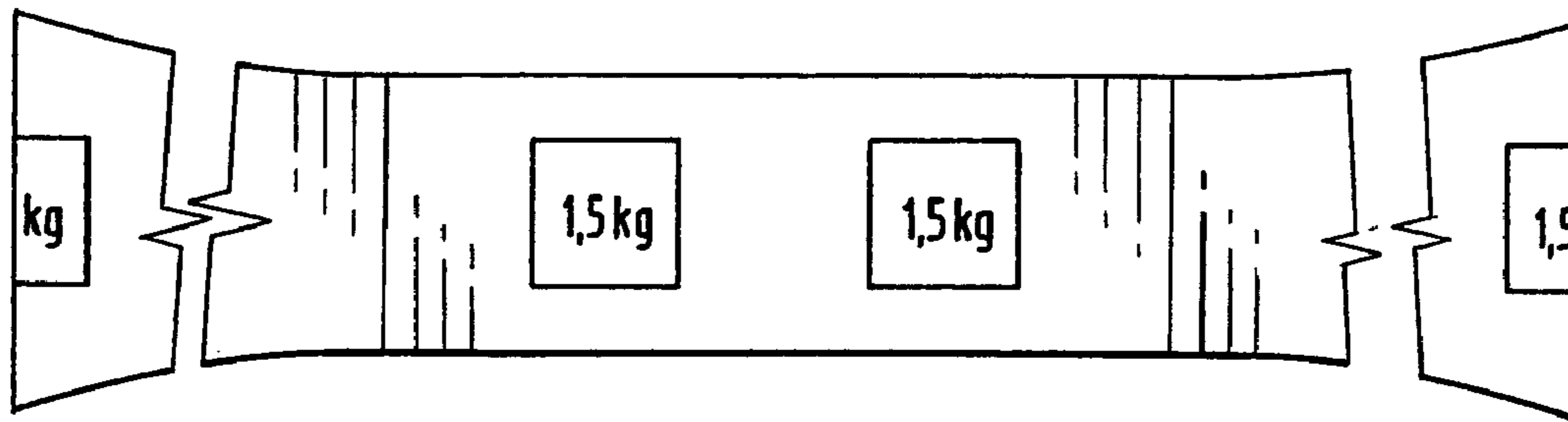
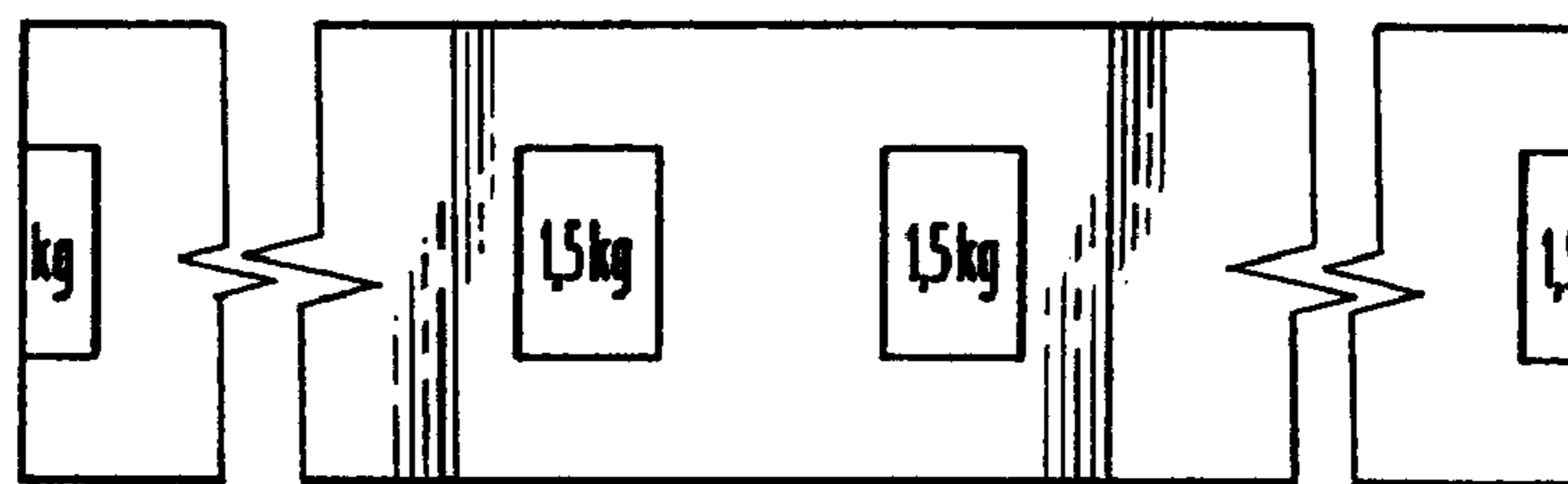


Fig. 1

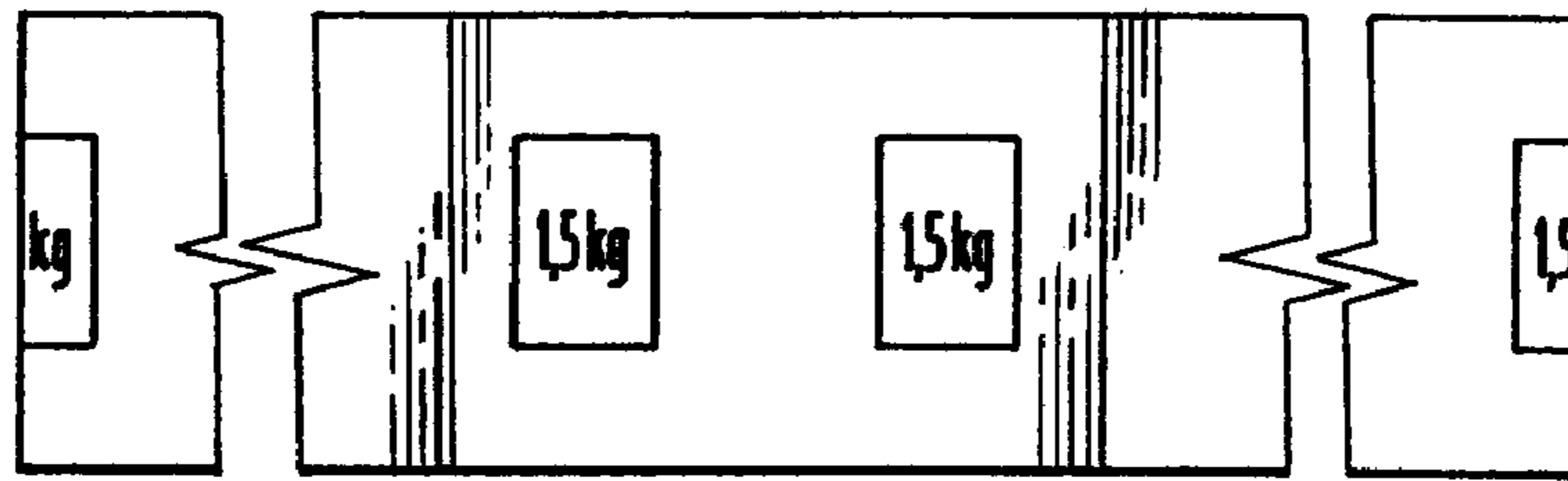


Fig. 2

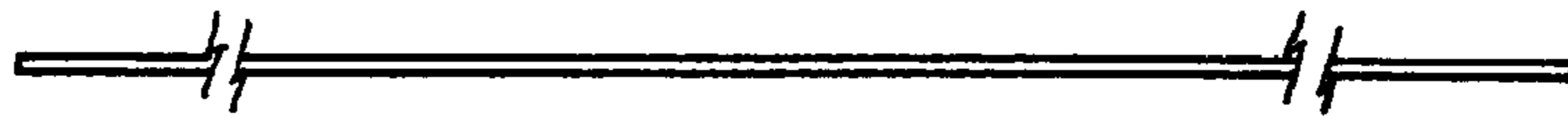


Fig. 3

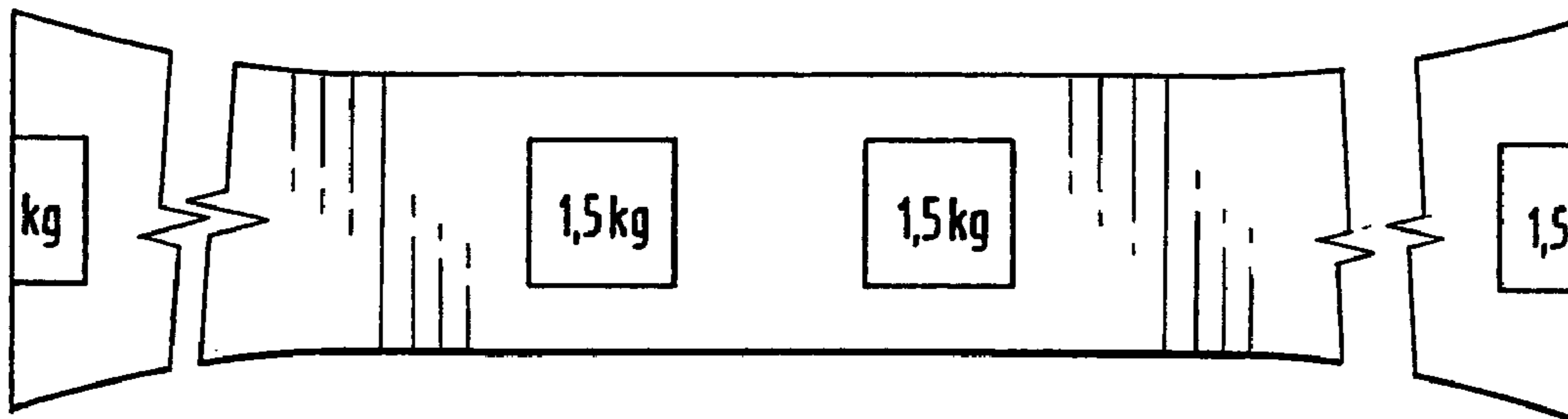


Fig. 4

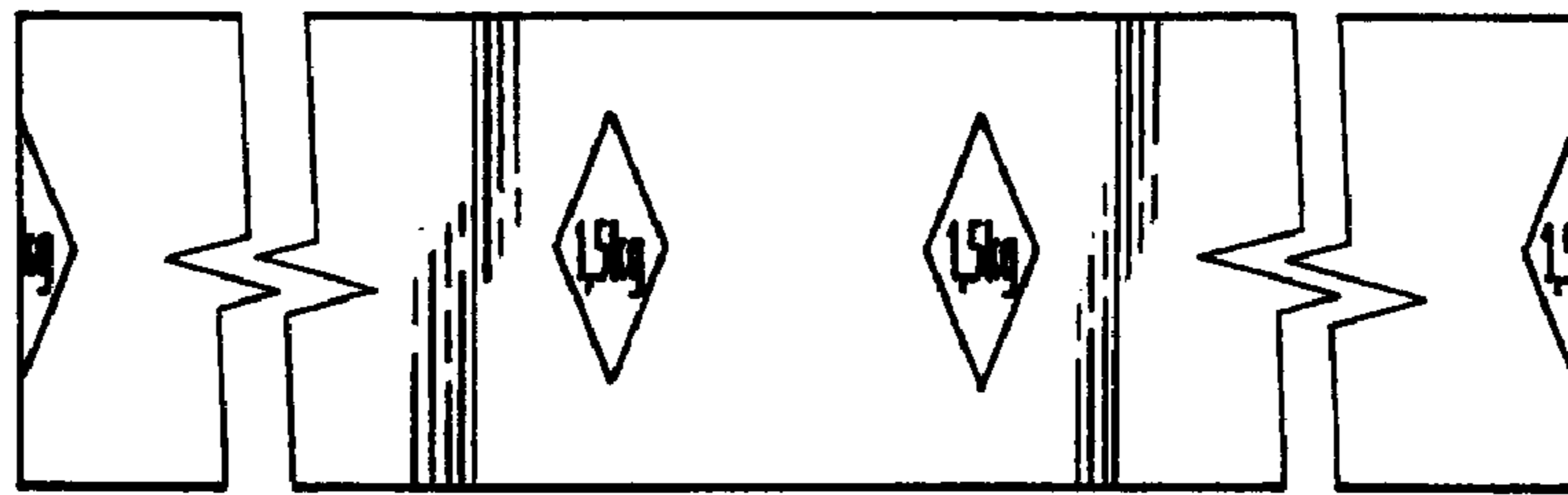


Fig. 5



Fig. 6

