



US00D532044S

(12) **United States Design Patent** (10) **Patent No.:** **US D532,044 S**
Katami (45) **Date of Patent:** **** *Nov. 14, 2006**

(54) **BALL POINT PEN**

(75) Inventor: **Kazunori Katami**, Saitama (JP)

(73) Assignee: **Tombow Pencil Co., Ltd.**, Tokyo (JP)

(*) Notice: This patent is subject to a terminal disclaimer.

(**) Term: **14 Years**

(21) Appl. No.: **29/205,109**

(22) Filed: **May 11, 2004**

(30) **Foreign Application Priority Data**

Nov. 11, 2003 (JP) 2003-033431

(51) **LOC (8) Cl.** **19-06**

(52) **U.S. Cl.** **D19/43; D19/51**

(58) **Field of Classification Search** D19/41,
D19/45, 46, 47, 50, 51; 401/6, 88, 99, 104,
401/105, 106, 107, 108, 109

See application file for complete search history.

(56) **References Cited**

U.S. PATENT DOCUMENTS

D215,042 S	*	8/1969	Di Spirito	D19/51
D270,843 S	*	10/1983	Itoh	D19/51
D398,934 S	*	9/1998	Veillon	D19/51
D471,930 S	*	3/2003	Stropkay et al.	D19/51
D483,067 S	*	12/2003	Takanashi	D19/43
D500,080 S	*	12/2004	Katami	D19/43

* cited by examiner

Primary Examiner—Ian Simmons

Assistant Examiner—Carla Jobe Wright

(74) *Attorney, Agent, or Firm*—Birch, Stewart, Kolasch & Birch, LLP

(57) **CLAIM**

The ornamental design for a ball point pen, as shown and described.

DESCRIPTION

FIG. 1 is a front view of the ball point pen with a cap attached to a base part showing my new design;

FIG. 2 is a right side view thereof with the cap attached, the left side view being a mirror image thereof;

FIG. 3 is a top view thereof with the cap attached;

FIG. 4 is a bottom view thereof with the cap attached;

FIG. 5 is perspective view thereof with the cap attached;

FIG. 6 is an exploded view of the ball point pen and the cap, with the cap shown in a perspective view;

FIG. 7 is a perspective view of the ball point pen with the cap removed;

FIG. 8 is a front view of the cap of the ball point pen;

FIG. 9 is a right side view of the cap, the left side view being a mirror image thereof;

FIG. 10 is a rear view of the cap;

FIG. 11 is a top view of the cap; and,

FIG. 12 is a bottom view of the cap.

The black portions of the base part of the ball point pen and of the cap indicate that these portions have a color which is different than that of remaining portions of the base part and the cap. The different color can be black or any other color suitable for distinguishing said portions.

1 Claim, 4 Drawing Sheets

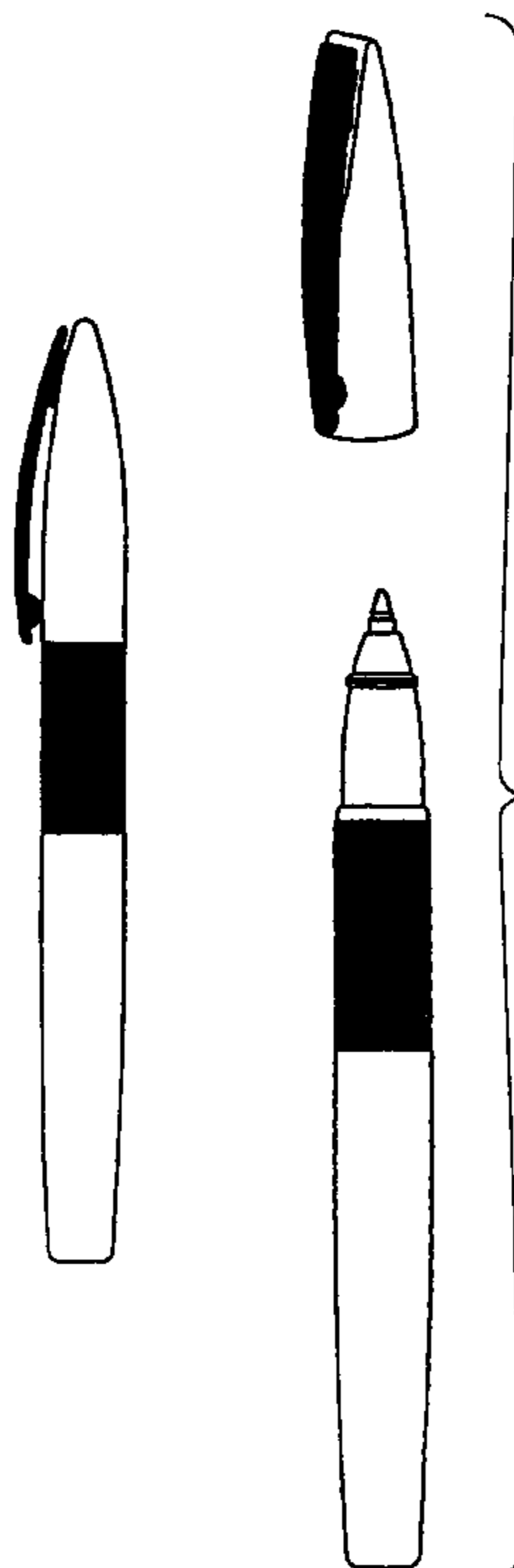




Fig. 1



Fig. 2

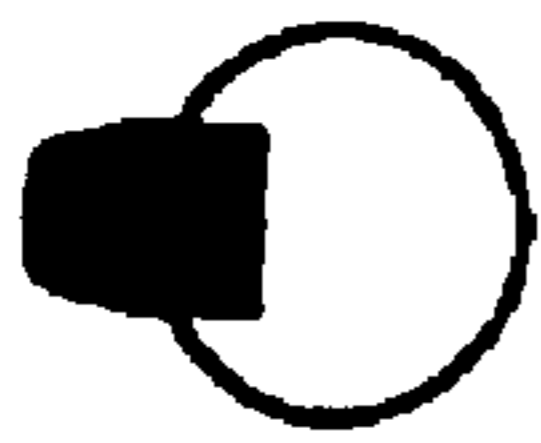


Fig. 3



Fig. 4



Fig. 5

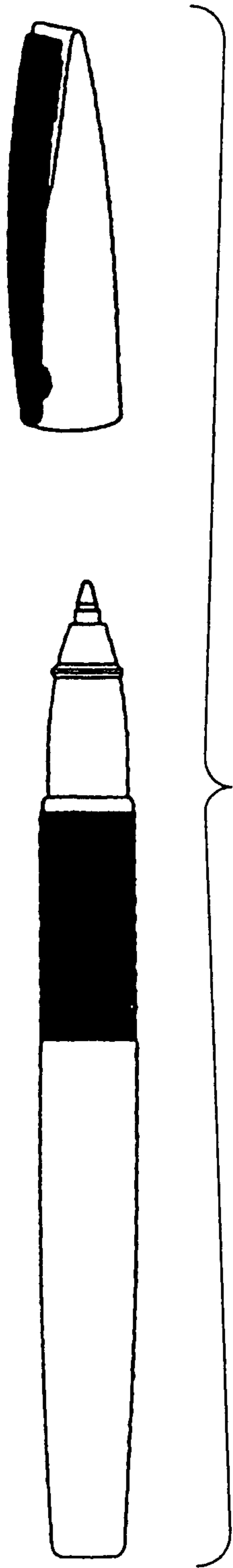


Fig. 6



Fig. 7



Fig. 8



Fig. 9



Fig. 10

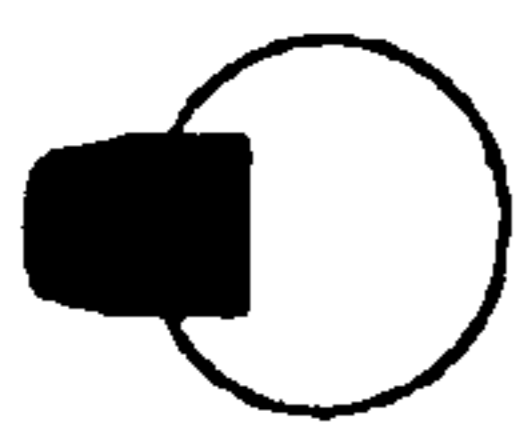


Fig. 11

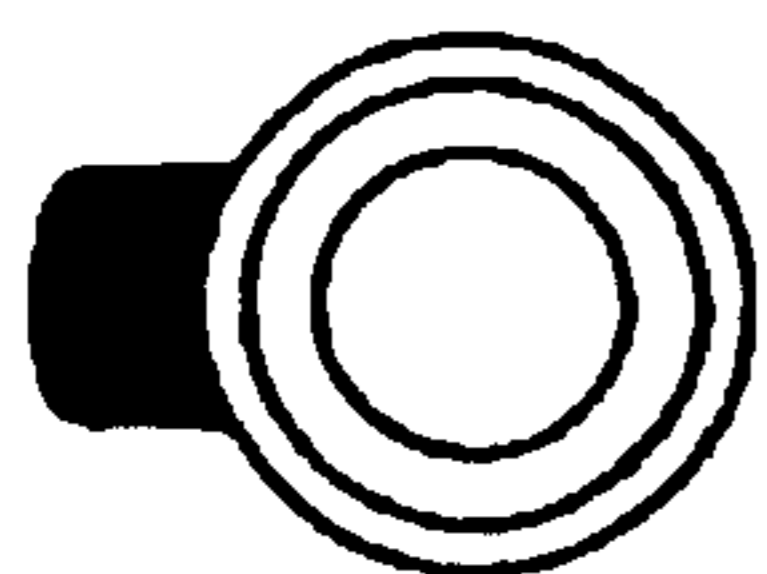


Fig. 12